



GREEN SOCIETY



Annual Report 2013

The Bangchak Petroleum Public Company Limited



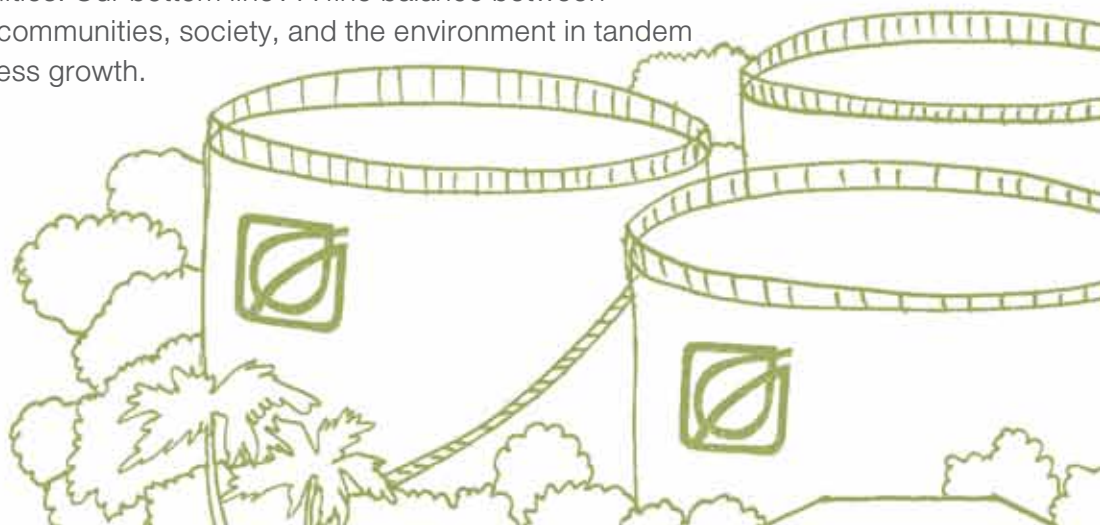


GREEN SOCIETY



Creatively conceiving green products: Way of a Green Society



Bangchak Green Society. That's what we yearn to become—our ultimate goal. Our ammunition? A business culture of 'developing sustainable business, while safeguarding the environment and society' and an employee culture of 'being virtuous, knowledgeable, and contributive to society' under an overarching corporate vision of **"Greenergy Excellence"**. Constantly we keep innovating ourselves—energy production processes, alternative energy, corporate energy-saving, and green energy commodities. Our bottom line? A fine balance between the value and merit of communities, society, and the environment in tandem with sustainable business growth.



Contents

05	Vision Value Statement Mission Business Culture Employee Culture	58	Board of Directors	124	Connected Transactions
07	Message from the Chairman	78	Executive Management	138	Management Discussion and Analysis for Business Operation
08	Financial Highlights	102	Changes in the Securities Portfolios of the Board and the Executive	157	Declaration of the Directors' Responsibility for the Financial Statements
09	Business Description	103	Report of the Nomination and Remuneration Committee	158	Independent Auditor's Report
14	Performance Review 2013	104	Report of the Corporate Governance Committee	160	Financial Statements
21	Awards of 2013	107	Corporate Governance	171	Notes to the Financial Statements
23	Business Overview and Competition Outlook	117	Report of the Enterprise-wide Risk Management Committee	236	Information on Reference Persons
30	Organization Growth and Development	118	Risk Management	237	Company Information
33	Capital Structure	120	Internal Control	241	Awards and Achievements
35	Management Structure	122	Report of the Audit Committee		





Vision

“Greenenergy Excellence”

Creating an energy business that is environmentally friendly for sustainable development



Value Statement

- B** - Beyond Expectation
- C** - Continuing Development
- P** - Pursuing Sustainability



Mission

Stakeholder

- **Shareholders / business partners / customers / creditors**
Conduct business to steadily grow its returns in a fair manner
- **Society / Community / Environment**
Promote a business culture that is responsible to the environment and society
- **Employees**
Grow employees into professionals



Business Culture


Develop sustainable business, while safeguarding environment and society



Employee Culture

To be virtuous, knowledgeable, and contributive to society





Message from the Chairman

Established in 1984 as a secure Thai company engaged in the petroleum business for the common good, Bangchak Petroleum Pcl is determined to contribute to a higher standard of living for Thais. Today the Board, the management, and employees are as committed to this goal as ever, evident in the corporate vision and missions, as well as its business and employee cultures.

Businesswise, Bangchak greatly values safety in parallel with social and environmental responsibility. Our complex refinery has seen investment in the 3E Project (Efficiency, Energy, and Environment) to supplement energy security while improving safety and environmental stewardship standards. To diversify income risks, Bangchak has constantly grown its alternative-energy businesses, whether through its biodiesel plant, Sunny Bangchak solar farm project, or ethanol project, in harmony with the Greenergy Excellence vision. Long - term investment plans have been defined, as well as a plan to accommodate the ASEAN Economic Community (AEC) in 2015 - including the expansion of the customer base and investment made to launch markets in neighboring countries' service stations and lubricating oil markets. Concurrently, personnel capability is being honed for Bangchak's competitiveness in the march toward ASEAN leadership.

As for its contribution to improving Thais' lives, Bangchak's policy is to foster a Green Society through establishing an organizational model, ranging from Green Process to Green Products, and onto a Green Network that encompasses all stakeholders. A policy for sustainable business development in tandem with environmental and social development has been defined for Bangchak and its subsidiaries to continually implement as part of the "CSR in Process". This policy underscores sustainable business conduct with due regard for society and the environment.

Thanks not only to the united efforts of the Board, executives, and employees, but also to the faith and support of government agencies, the private sector, and all stakeholders - customers, business partners, the public, and investors alike - Bangchak Petroleum Pcl has achieved its business goals while striking a balance between business value and merit in a bid to remain Thais' energy company as well as a strong corporate citizen.

(Signed) Pichai Chunhavajira
(Mr. Pichai Chunhavajira)
Chairman



Financial Highlights

Statement of Income (Million Baht)

	2013	2012	2011
Sales and service revenue	186,514	165,246	158,610
Gross profit (loss)	9,041	7,163	10,626
EBITDA	9,348	7,770	8,902
Profit (loss) from futures crude and product contracts	804	869	(759)
Profit (loss) from foreign exchange and futures foreign-currency trading	(791)	1,092	(531)
Net profit ^{1/}	4,653	4,273	5,610

Balance Sheet (Million Baht)

Total assets	72,389	70,853	61,597
Total liabilities	37,408	38,530	31,717
Shareholders' equity	34,981	32,323	29,879
Share capital			
- Registered share capital	1,532	1,532	1,532
- Issued & fully paid-up share capital	1,377	1,377	1,377

Financial ratios (%)

EBITDA / sales and service revenue	5.01	4.70	5.61
อัตราส่วนกำไรสุทธิ Net profit / sales and service revenue	2.54	2.60	3.55
Rate of return on assets ^{2/}	9.39	8.99	11.72
Debt with interest payable to equity ^{3/}	0.60	0.59	0.63

Operating outcomes per share (Baht)

Net earnings per share	3.38	3.10	4.24
Book value per share	25.22	23.34	21.59

Note : Consolidated financial statements

1/ Net profit (loss) for the owners of the Company

2/ Change in calculation method for the rate of return on assets from those in Annual Report of 2012. Now it is based on the formula of Financial Ratios according to the SET Manual Guides. Return on Assets (%) = EBIT (Yearly) / Total Asset (Average)

3/ Only the equity of the owners of the Company

Business Description

A leading Thai petroleum company that imports crude oil from the Middle East, the Far East and indigenous sources and refining it into products with a maximum crude-processing capacity of 120,000 barrels per day, Bangchak Petroleum Plc operates more than 1,000 service stations under the trademark and has grown its businesses to new ones both related and unrelated to its current business) to add value and diversify its income-related risks.

For the most part, the Company's complex refinery produces high-value gasoline and diesel products. Gasoline, gasohol, and diesel supplied by Bangchak's refinery all meet the EURO IV quality specifications set by the public sector. Bangchak was the first Asian company to come up with EURO 5-standard E20 gasohol with less than 10 ppm in sulphur content, a five-fold reduction from that under the Euro 4 standard. In addition, the refinery is highly energy-efficient, thanks to the purchase of power and steam from a cogeneration power plant (an investment by PTT Plc) and to the use of clean-burning natural gas to power its processes in place of low-sulfur fuel oil.

Refinery Business

Nameplate
120,000 bbl/day
capacity



Marketing Business



Clean Energy Business



Clean Energy Business



Green Energy Business

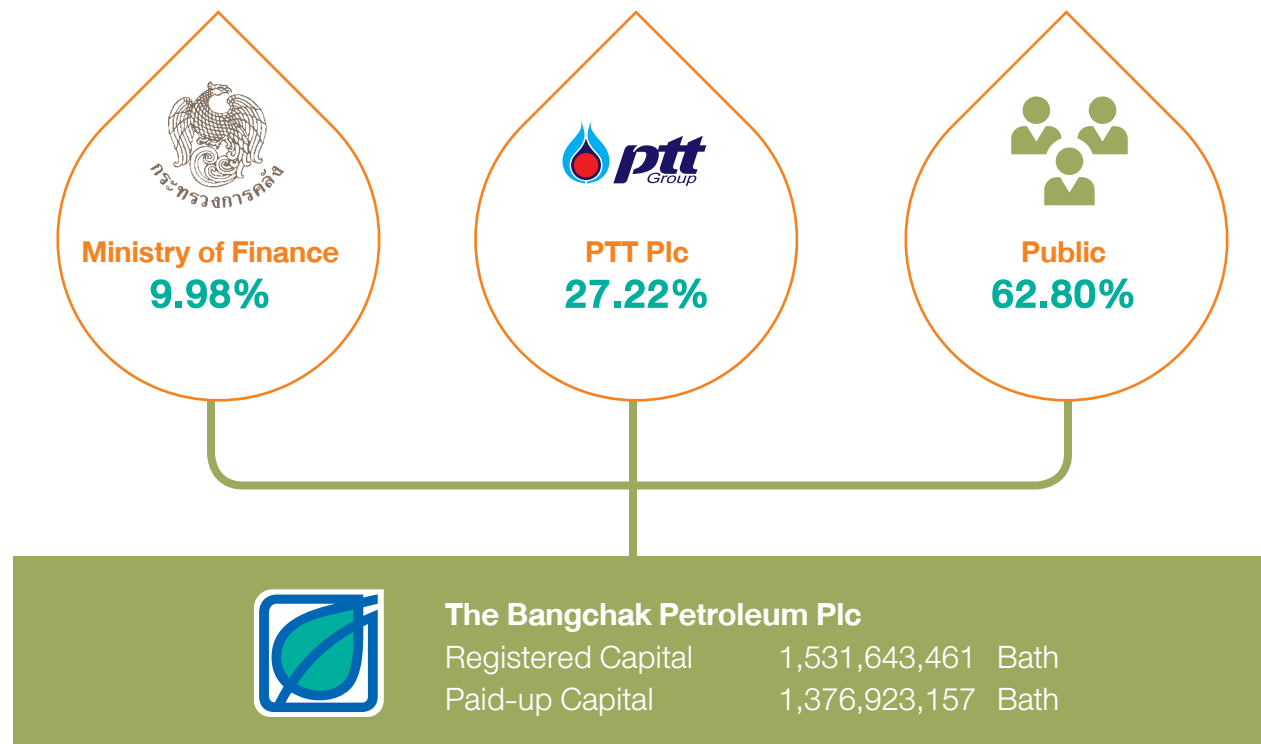


Most refined products are sold directly to other oil traders via several transportation modes, such as pipeline (Fuel Pipeline Transportation Co., Ltd.), marine or roads while the rest is exported. More than 80% of the refined products are sold directly to consumers through the Company's own nationwide network of service stations. This retail network consisted of 457 standard service stations and 617 community service stations (as of 2013) with direct distribution to users in the transportation, aviation, shipping, construction, industrial and agricultural sectors. Bangchak service stations focus on selling green alternative fuels, including Gasohol 91, 95, E20, and E85 and biodiesel-based SuperPower D, and serves customers with supplementary businesses on their compounds. These businesses include the sale of consumer products at Bai Chak and Lemon Green shops, and cooperation with Big C Supercenter Plc in launching Mini-Big C convenience stores at larger service stations located close to communities, with a variety of goods. Bangchak service stations also house a service center for maintaining and changing lubricating oil and for car wash, collectively known as the Green Series, namely Green Auto Service, Green Serve, Green Wash the Premium, Green Wash Auto Care, and Green Tire. Finally, they house Inthanin Coffee, which is now found at service stations and leading educational institutions, and are expanding to various key commercial locations. Today, 17 Bangchak service stations sell NGV as an option for consumers. In addition to fuel products, the Company produces and sells "Bangchak" lubricants oil and special lubricant products (transmission fluid, brake fluid and grease). Apart from sales to domestic markets through the network of Bangchak service stations, shops, factories and OEM (original equipment manufacturer) market, the Company exports its products under BCP LUBRICANTS brand.

Recognizing the significance of alternative energy, which benefits national energy security and lowers trade imbalances resulting from fuel imports, the Company promoted alternative energy by blending ethanol with gasoline and biodiesel with diesel to obtain 91-octane and 95-octane gasohols together with E20 and E85, in addition to Super Power D. And to ensure continued support to this effort, the Company set up Bangchak Biofuel Co., Ltd., to centralize biodiesel production. The 360,000-litre/day plant, worth over Baht 1,000 million, is located next to Bang Pa-in Depot in Amphoe Bang Pa-in, Ayutthaya province, and runs primarily on crude palm oil. To lower risks from uncertain supply of crude palm oil, the Company initiated a project to turn deserted orange groves into oil palm plantations. At present, it has rented 1,200 rai of land in Nakhon Nayok province as an experiment site for the concept. It acquired common shares in Ubon Bio-Ethanol Co., Ltd. (UBE), located in Amphoe Na Yia, Ubon Ratchathani province. With a capacity of 400,000 litres per day, UBE exports ethanol to China. Another purpose of this move is to enhance the security of ethanol supply to accommodate the Company's expansion plan for E20 and E85 gasohol sales. In addition, Bangchak has expanded the scope of its business to solar power plant project (through Sunny Bangchak) and signed a power purchase agreement with Electricity Generating Authority of Thailand (EGAT) and Provincial Electricity Authority (PEA) for an 8 baht/unit adder under a 118-megawatt (MW) power purchase agreement (PPA).



Equity Chart of Bangchak Petroleum Plc and Other Companies



Subsidiary

49 %	Bangchak Green Net Co., Ltd.	
70 %	Bangchak Biofuel Co., Ltd.	
100 %	Bangchak Solar Energy Co., Ltd.	
49 %	51 %	Bangchak Solar Energy (Prachinburi) Co., Ltd.
49 %	51 %	Bangchak Solar Energy (Chaiyaphum1) Co., Ltd.
49 %	51 %	Bangchak Solar Energy (Buriram) Co., Ltd.
49 %	51 %	Bangchak Solar Energy (Buriram1) Co., Ltd.
49 %	51 %	Bangchak Solar Energy (Nakhonratchasima) Co., Ltd.

Associated Company

21.28 %	Ubon Bio Ethanol Co., Ltd.
100%	Ubon Agricultural Energy Co., Ltd.
100%	Ubon Biogas Co., Ltd.
99.95%	NP Bio Energy Co., Ltd.

Related Company

5.07 %	Fuel Pipeline Transportation Co., Ltd.
12.73 %	ASEAN Potash Mining Plc

Bangchak Green Net Co., Ltd. (BGN)

The subsidiary was set up to manage service stations and inthanin coffee shops, and sell consumer products in Lemon Green and Bai Chak convenience stores to support the continued expansion of its retail business.

Bangchak Biofuel Co., Ltd. (BBF)

Located in Amphoe Bang Pa-in, Ayutthaya, the subsidiary was set up to develop and produce domestic alternative fuels, with a 360,000-liter/day biodiesel plant running mainly on crude palm oil. Its management philosophy is centered on environmental care. The design and construction of its wastewater treatment system yield high water quality that meets the standard of the Department of Industrial Works. In addition, the Company's artificial pond leverages natural re-treating of wastewater before recycling it to plants and processes. This closed system is an extremely effective consumption of water.

Bangchak Solar Energy Co., Ltd. (BSE)

Bangchak operates a photovoltaic (PV) power generation project, known as Sunny Bangchak, in its first phase with a capacity of 38 MW PPA in Bang Pa-in District, Phra Nakhon Si Ayutthaya, with the first commercial sales date in April 2012. Promoting Bang Pa-in as Thailand's first integrated learning center and alternative-energy tourist attraction, it founded Bangchak Solar Energy Co., Ltd. (BSE), a wholly owned subsidiary, to manage the project. The second phase, with a capacity of 32 MW PPA (16 MW PPA at Bamnet Narong District, Chaiyaphum, and 16 MW PPA at Bang Pahan, Phra Nakhon Si Ayutthaya), had their first commercial sales dates on March 6 and April 5 this year respectively. Phase three, with a capacity of 48 MW PPA, is under construction in five locations: Kabin Buri District, Prachin Buri; Bamnet Narong, Chaiyaphum; Prakhon Chai District, Buri Ram; Nong Ki District, Buri Ram; and Dan Khun Thot, Nakhon Ratchasima. Bangchak plans additional investment in the PV power generation project to fulfill its power purchase agreement (118 MW) by early in the third quarter of 2014.

Ubon Bio Ethanol Co., Ltd. (UBE)

Ubon Bio Ethanol Co., Ltd. manufactures ethanol from fresh cassava roots and cassava chips, with a capacity of 400,000 liters per day or 132 million liters per year. UBE mainly exports its product to China and sells to domestic traders. Moreover, UBE also has few subsidiaries which were set up to cassava, and own the biogas power plant which use the water that comes out from the production processing.

Fuel Pipeline Transportation Co., Ltd. (FPT)




This company was set up to manage fuel transportation through a network of underground, multi-product pipelines starting from the Bangchak Refinery in parallel with the railway leading to the Chongnonsri and Don Muang depots, and finally to the Company's Bang Pa-in Depot and FPT. This route was extended near the Makkasan area to Suvarnabhumi Airport to transport aviation fuel by JP-One Asset Co., Ltd.

ASEAN Potash Mining Public Co., Ltd. (APMC)

This company was set up to explore for and produce potash around Amphoe Bamnet Narong, Chaiyaphum, for the manufacturing and the retailing of potassium chloride fertilizers. This project arose from collaboration among ASEAN member countries to capitalize on the natural resources of member countries.

Revenue Structure

In 2013, revenue from sale of goods and rendering of services from the consolidated financial statements of the Company and its subsidiaries totaled Baht 186,514 million, consisting of Baht 183,287 million from the Company and the following from its subsidiaries, Baht 30,354 million from BGN. (where the Company holds 49% equity), Baht 4,401 million from BBF (where the Company holds 70% equity) and Baht 689 million from BSE (where the Company holds 100% equity). Of this income, Baht 32,217 million was accounted for by connected transaction items, most of which came from selling refined products to Bangchak Green Net. Below is the revenue structure by product and service from all companies in 2011-2013.

Product/Service	Operated by	 2013		 2012		 2011	
		Revenue (Baht Mill.)	%	Revenue (Baht Mill.)	%	Revenue (Baht Mill.)	%
Refined products ^{1/}	BCP and subsidiary	185,936	98.2	164,482	97.8	157,915	98.5
Consumer products	Subsidiary	578	0.3	764	0.5	695	0.4
Others ^{2/}	BCP and subsidiary	2,899	1.5	2,916	1.7	1,724	1.1
Total		189,413	100.0	168,162	100.0	160,334	100.0

Note:

1/ The proportions of earnings from sales of products in the domestic in 2013, 2012 and 2011 is 86.7%, 91.5% and 86.9% respectively.

2/ Other earnings, namely interest receivable, earnings from hedging gain, profit from exchange rates, loss adjustment from impairment assets, earnings from sales promotions, land lease, service station lease, equipment lease etc.

Performance Review

2013

This fiscal year Bangchak and its subsidiaries earned Baht 186,514 million in sales and service revenue. EBITDA amounted to Baht 9,348 million. Net finance costs Baht 1,064 million. The net loss in reversal of allowance for loss from impairment of assets equaled Baht 24 million, while the net gain from foreign exchange and others was reported at Baht 132 million. Appreciation and amortization as well as write-offs totaled Baht 2,777 million, whereas income tax amounted to Baht 932 million. These led to a net profit to Bangchak of Baht 4,731 million, resulting in net earnings of Baht 4,653 million to the shareholders and Baht 78 million to the minority shareholders.



Refining business

Bangchak has been running its state-of-the-art hydro-cracking refining technology operations under the Complex Refinery concept integrated with the principles of operation safety, reliability, integrity, and environmental stewardship toward the maximum capacity and capability to manage the gross refining margin (GRM) by the target level. This year a HAZOP (Hazard and Operability Study) conducted by internationally accepted experts to review the operating safety of the overall refinery system and equipment was completed, with a continuous improvement plan defined to push Bangchak's refining safety to a higher standard than those of other international refineries. Also, a tail gas treating unit, a treatment unit at the end of the process, was completely installed and commissioned within the government's timeframe, thus sharply reducing sulfur dioxide emission from the sulfurization unit by 90%.

This year the total crude run averaged 99.3 thousand barrels a day, against the 73.7 thousand barrels a day average in 2012 due to the previous year's 30-day annual plant turnaround and four-month shutdown for inspection and maintenance of the 80-thousand-barrel-a-day CDU-3 (crude distillation unit 3). This year's average GRM stood at USD 5.76 per barrel, excluding gains or losses from oil price hedging and stock-way down from USD 8.34 per barrel in 2012, as a result of global economic contraction leading to the lower-than-expected demand for refined petroleum products. Moreover, higher supply from regional exporters and a series of political turmoil in several oil-trading countries directly contributed to market volatility. The price margins between crude oil and refined products were so narrow, directly affecting the GRM of all refineries. Recognizing these global demand and supply risk factors, Bangchak has adopted a PRI (Plant Reliability Improvement) plan to enhance its refining reliability and prevent refining shutdowns and in turn boost its revenue and financial strength.

- Closely monitored the world oil price to manage refining-margin risks by leveraging financial tools to conduct hedging and manage refining-margin exchange rate risks by entering into forward purchases of exchange rate risks
- Maintained new crude oil supply which yields low-sulfur fuel oil for exports and is thus more financially attractive than domestic consumption. Managed its crude inventory at low levels without affecting the refining business to lower risks arising from oil price volatility.



- Managed its oil stock to suitable levels without affecting refinery operation so as to lower risks arising from oil price volatility.
- Constantly improve refining efficiency by investigating the Efficiency, Energy, and Environment: 3E+ Project to supplement product value by installing the catalytic reforming unit to replace obsolete units with efficient Continuous Catalyst Regeneration (CCR) technology, improved energy consumption, and extension of maintenance periods. In addition, the Company constructed a cogeneration power plant to raise energy stability and heighten its safety and environmental stewardship.
- Adopted a PRI (Plant Reliability Improvement) plan to enhance its refining reliability and prevent refining shutdowns. PRI covers four main operational systems: management, work process, procedure, and equipment. In addition, Bangchak has kicked off its Reliability Centered Maintenance (RCM) and Risk-Based Inspection (RBI), led by a world-class consulting team.

The Company values the stewardship of Safety Health Environmental and Energy (SHEE). This year, the Ministry of Industry awarded to Bangchak a CSR-DIW Level 5 award of its achievement to operate responsibly to society through its community social network toward sustainable development. This achievement, combined with the already awarded Green Industry 4, will lead Bangchak toward Green Industry 5. Moreover, Bangchak is introducing ISO 50001, the international standard for energy management, to help manage its entire energy management system.

To foster a sustainable SHEE culture, the Company encourages its employees to earnestly take part in assorted activities, meaning internally and community relations together with communities around the refinery and depots, to create trust and friendship among neighbors that should look after and support each other. Thanks to strong participation by its employees and communities, throughout the year Bangchak continued with new initiatives, driven by public concerns, public necessities, and community potential development. Some of these initiatives are community programs focusing on health monitoring and health development, while others are pilot programs on long-term behavioral adjustment for youths with high-risk behavior. The biodiversity preservation of fireflies in six subdistricts of Amphoe Phra Pradaeng, Samut Prakan, was also initiated this year with community participation. In a continued effort to assure a high level of community confidence on safety operations, Bangchak was fully committed to its community education and training for various communities, schools, and condominiums surrounding the refinery on emergency procedures and knowledge of chemicals. The crisis communication procedure for emergencies between the refinery and the community was modified for more clarity and specifically suitability to the actual livelihoods of communities. These explicit commitments to social responsibility and environmental preservation have driven Bangchak to be persistent in both conceptual and operational bases to become a leading organization for the development of Green Society together with its stakeholders. This is a concept for a leading organization and all its stakeholders, including joint ventures, to develop their business potential and responsibility for the environment and communities through joint participation. Thanks to these continual efforts, this year the Department of Industrial Works, Ministry of Industry, awarded CSR-DIW Advance Award Level 5 and CSR-DIW Supply Chain Award to Bangchak. These achievements serve as critical paths toward a sustainable Green Society and good business partnership.



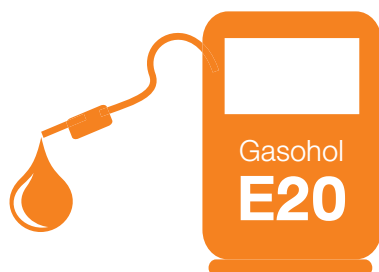
Marketing business

Thanks to its commitment to renewable energy leadership, the total sales revenue from all marketing channels rose 10% from last year, that is, from an average of 78.5 KBD in 2012 to 86.2 KBD in 2013 (or 417 million litres per month). The year saw the market share for E85 gasohol ranked first while maintaining the No. 2 share of all gasoline sales through service stations and the No. 3 share of all clear fuels through service stations. All Bangchak service stations nationwide had put their EURO IV gasoline, gasohol, and diesel on sale before the government's enforcement. In March 2013, Bangchak is the first Asian retailer of the Euro 5 E20 gasohol standard, with a sulphur content below 10 parts per million (ppm), a five-fold reduction from that of the Euro 4 standard, which sharply reduces emission from combustion. Its industrial market posted an 10% gain in turnover, thanks to expanded sales channels to the transport, industry, and wholesale sectors. Still, the bullish domestic demand for refined products that has outpaced supply will keep the marketing business extremely competitive, the Company took assorted key measures to raise its sales and maintain its customer base:

- Increasing its retail volume through expanded distribution channels. Full-scale service stations located in high-potential areas were selected for such expansion. Two main truck service stations, located at SuperK, Chonburi province and Suratthani airport, were enlarged in preparation for this strategy, and more are on the way. From 223 million liters per month in sales last year, the new sales volume of 246 million liters per month, a rise of 10%, was recorded this year because of this retail expansion strategy. With its commitment to continual public service station image development, 178 stations from Bangchak won the quality service station with high standards on safety and attractiveness from the Department of Energy Business, for the fourth consecutive year. Moreover, Bangchak won the Trusted Brand Gold Award in its third consecutive year for its oil service stations, organized by Readers' Digest magazine, based on a marketing survey on brand and services with a focus on consumer confidence in quality, direct responsiveness to customer needs, social responsibility, and initiatives on products and services.
- Continually promoted and expanded sales of Gasohol E20, and Gasohol E85. The Company raised the number of service stations selling Gasohol E20 by 97, and selling Gasohol E85 by 51. To accommodate newer car models, service stations selling E20 and E85 nationwide currently number 678 and 102 respectively.
- Raised sales volumes while maintaining its alternative-energy customer base with its customer relationship management project featuring the Diesel Club card to maintain and grow its customer base while constantly doing the same for those in the alternative-energy group (via the Gasohol Club card).

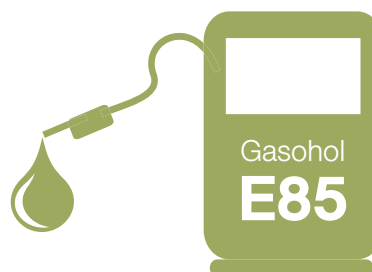
Bangchak Service Stations selling of E20 and E85

As of year-end 2013



Stations
Increment

678
+ 97



Stations
Increment

102
+ 51





- Continued to stress the quality of service and the image of Bangchak service stations of cleanliness, modern looks, and responsiveness to more customers' needs. The year saw Bangchak service stations come in second in a Brand of Choice survey (fifth consecutive year) by outside research company.
- Promotion and continuous improvement on value-added services. Additional value-added services in the stations covering all modern-day customers' needs seek to increase sales revenue. Instances are the promotion of sales in convenience stores, including mini-Big C, Bai Chak Mart community store, and Lemon Green. This year Bangchak entered an Exclusive Partnership, a long-term business joint venture agreement with Big-C Supercenter Pcl, which calls for development and installation of 500 mini-Big C stores in Bangchak's service stations nationwide. Meanwhile, 55 new mini-Big C stores were added, bringing the total chain to 62. Other value-added services were continually expanded, including Inthanin Coffee, snacks, bakery items, and drinks in all service stations. Some of these products and services have been introduced to external distribution channels, including educational institutions, office premises, and department stores, to promote the Bangchak brand. Introduction of Green Series services, including automobile maintenance for certain groups of customers looking for alternative choices of services, has continuously been offered.
- The Company has constantly stressed expansion of its lubricant market to the industrial sector and markets in neighboring countries, staged sales promotional activities, improved quality products further, and improved lubricant containers to ease application while being green. The total sales turnover of lubricants for the year grew a healthy 21% to about 3.5 million liters a month.

The Company has conducted fair marketing business in tandem with environmental stewardship and social services all along, including its cooperation with agricultural cooperatives in buying farmers' products for giveaway items as sales promotional goods to create jobs and decentralize income to rural areas, thus supporting efforts to strengthen community economies. Besides the Bangchak Card Project, the Gasohol Club card is part of the Company's environmental stewardship thanks to its data on carbon dioxide reduction each time users' vehicles get a tank refill. The year saw a total Baht 2,575,928 donated by Bangchak Gasohol Club and Bangchak Diesel Club cardholders to several non-governmental foundations and public charities.

Renewable energy business

Bangchak has been focusing on the development of new businesses, both related and unrelated to current ones, to increase its business value and diversify its revenue portfolio to reduce risk exposure in certain business areas under uncertain, dynamic market and volatile oil price situations. It strictly adheres, however, to its business principles in focusing its production and marketing in parallel with environmental stewardship and social contribution to sustainable growth and financial integrity of the organization. Below are the business moves made by Bangchak.



Biodiesel Business: Since 2009, the Company has invested in a biodiesel plant on its property in Bang Pa-in, known as Bangchak Biofuel Co., Ltd. Posting traditionally decent returns, the company was set up in support of the public policy on alternative-energy promotion while generating income for farmers. In 2012, Bangchak Biofuel underwent de-bottlenecking to raise its capacity from 300,000 to 360,000 liters a day to accommodate the rising biodiesel demand. Total biodiesel production averaged 343,000 liters per day this year, equivalent to a 95% capacity utilization rate, considered adequate to Bangchak's current biodiesel demand and sale to external business partners for extra revenue. In addition, the Board granted the approval and a Baht-1,400-million budget to subsidiary Bangchak Biofuels to construct the second biodiesel B100 production unit with a capacity of 450,000 liters per day. Selection of contractor is ongoing, and project completion is scheduled for the third quarter of 2015.



Solar Power Business: Sunny Bangchak, Bangchak's solar power learning center, entered a 118-MW power purchase agreement (PPA) with the Electricity Generating Authority of Thailand (EGAT) and Provincial Electricity Authority (PEA), with an incentive adder rate of Baht 8 per unit. Bangchak Solar Energy Co., Ltd., was founded to manage and operate solar power generation, with the first phase delivery of 38-MW PPA by July 16, 2012, at Bang Pa-In district, Ayutthaya. Bangchak also launched an alternative energy learning center to serve the public on alternative energy through various exhibitions and activities such as solar energy, wind energy, wave energy, microalgal fatty oil, and the "Greenenergy the Adventure" 4D movie. Phase 2 consists of 32-MW PPA solar power generation including two solar power generating units of 16 MW PPA each at Amphoe Bamnet Narong, Chaiyaphum, and Amphoe Bang Pa-Han, Ayutthaya, commissioned on March 6 and April 5 this year respectively. The 48-MW PPA Phase 3 is under construction at Amphoe Kabin Buri, Prachin Buri; Amphoe Bamnet Narong, Chaiyaphum; Amphoe Prakhon Chai, Buri Ram; Amphoe Nong Ki, Buri Ram; and Amphoe Dan Khun Thot, Nakhon Ratchasima. All generating units under Phase 3 are set for commissioning early in the third quarter of 2014.

Ethanol business: Bangchak acquired 583,000 common shares in Ubon Bio Ethanol Co., Ltd., equivalent to 21.28% of the total common shares. Its ethanol plant located in Amphoe Na Yia, Ubon Ratchathani, is capable of producing 400,000 liters a day of ethanol from fresh cassava, cassava chips, and molasses. The plant began commercial production in January 2013 and supplied Ethanol to Bangchak and major oil customers. In 2013, the plant was operating at a 62% capacity utilization rate.



Organizational capability development

Bangchak has adopted the Thailand Quality Award (TQA) criteria in developing its organizational capability in conjunction with business development to strive for sustainability in human resource development as well as business growth. These guidelines include effective work structural architecture supporting current and future businesses, work process efficiency improvement suitable for all situations, information system and technological modernization, and support of innovations for all employees, aiming to become a knowledge-based organization. For the second year in a row, Bangchak won the Thailand Quality Class (TQC) this year.

Human resource quality improvement

With a strong commitment to the continuous development of its workforce, Bangchak has defined a clear policy on job rotation to broaden staff skills in preparation for career path development and for current job requirements and expected knowledge and competency in line with the company vision and business goals. The Competency Base Management System has been adopted to develop human resources systematically. Continuous learning through various channels, including Knowledge Management (KM), cross-functional and cross-divisional group activities such as QCC Kaizen, Community of Practice (COP), and BCP Blog Award exemplify the systems and tools adopted by Bangchak in promoting knowledge and work experience sharing and leading it to an innovation organization. In addition, a jointly developed Knowledge Management Portal with PTT Group of companies was initiated for the sharing of valuable information resources of skills, technologies, financial knowledge, and lessons learned. The Employee Engagement program was introduced to support effective performance appraisals, a system to ensure high standard organizational capability development. Several activities have been organized to assess employee satisfaction and employee loyalty to the organization. Their outcomes have been increasingly positive. Bangchak and its employees continue to strictly adhere to good governance and its corporate culture on social contribution.

Organizational restructuring in response to strategic directions and innovation development

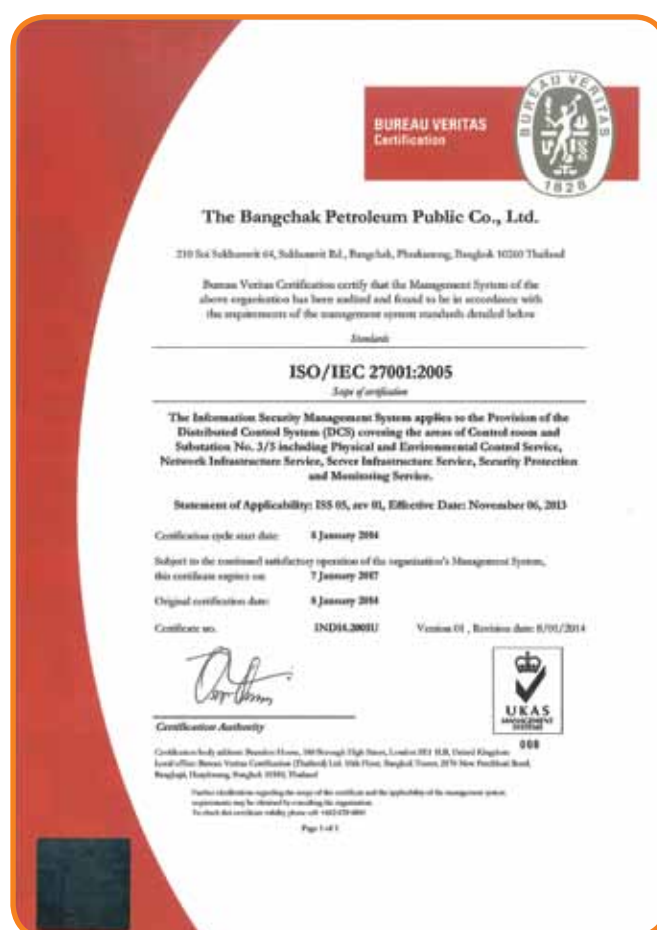
In response to the need for sustainable growth and the need to meet customers' demand more effectively, organizational restructuring was undertaken with the creation of a Business Development and Strategy Group, directly responsible for defining the business strategies and plans coherently with business development plans. Additional work units were integrated at service stations, with a focus on more development of food, snacks, and drinks. More emphasis on work process improvement and innovations was added to materialize physical values in the near future.

Preparedness of work process efficiency improvement

To assess, identify, and mitigate risks at all levels impacting business goals, an Enterprise Risk Management (ERM) system was launched and integrated with a Business Continuity Management (BCM) system to minimize and prevent disruptions to critical work processes, as part of emergency preparedness. Moreover, a continual review of work processes throughout the organization under the Lean Concept operations management continues to improve Bangchak's overall efficiency.

Information system and technological modernization

To meet the requirements of instant information and technologies to operate all work processes safely, effectively, and smoothly, modernization of information system and technology is a prerequisite. Bangchak has installed an enterprise resource planning system, SAP ERP Version 6.0, through an enterprise network to provide 24/7 access to all employees under ISO27001, a reliable system standard for network and data center. An additional system, Distributed Control System (DCS), was implemented at distillation unit control rooms to ensure the utmost reliability of refining operations.



Awards of 2013



- **Board of the Year Award for Distinction Practices in Good Corporate Governance** in the “Board of the Year Awards 2013” contest, awarded by the Thai Institute of Directors (IOD). The contest was organized in conjunction with the Stock Exchange of Thailand, The Thai Chamber of Commerce and Board of Trade of Thailand, Federation of Thai Industries, Thai Bankers’ Association, Thai Listed Companies Association (TLCA), and the Federation of Thai Capital Market Organizations.

- **SET Awards of Honor**, presented at the SET Awards 2013 event, organized by the Stock Exchange of Thailand (SET) and Finance and Banking Magazine:

- **Top Corporate Governance Report Award**, in its eighth straight year. This award honors listed companies with outstanding reports on compliance with corporate governance
- **Best Corporate Social Responsibilities Award**, in its seventh straight year. This award honors listed companies with outstanding social responsibility practices.

In addition, the Company won an Outstanding Investor Relations Award.



- **Membership Certificate of the Private Sector Collective Action Coalition Against Corruption (CAC)**. Among CAC’s 249 signatory companies, Bangchak was one of the 22 certified founding members during Thailand’s 4th National Conference on Collective Action Against Corruption in 2013. CAC was initiated through the cooperation of eight leading organizations, with IOD as its secretary.

- **Thailand Quality Class (TQC) Award of 2013**, organized by the National Quality Award Office. This award honors entities with integrated organized management systems under the National Quality Award guidelines as well as world-standard Quality.

- **Recognition Awards 2013 “THE BEST OF ASIA”**, organized by Corporate Governance Asia Magazine:

- **Asian Corporate Director Recognition Award 2013**, this award honors the company leader with his contributions in growing the business, social responsibility, environmental protection and also efforts in raising the standards of corporate governance practice in the country.

- **Corporate Governance Asia Recognition Award 2013**, this award is given in recognition to the Company’s continuing commitment to the development of Corporate Governance in the region.



- **Gold Award**, presented at **The Asset Corporate Awards 2013**, in its third year, organized by The Asset Magazine. This award honors based on the magazine’s consideration of corporate governance, social responsibility, environment responsibility, financial, and investor relations aspects.

- **The assessment outcome of a survey on corporate governance reports of listed companies of 2013**, given by Thai Institute of Directors (IOD), showed that the Company commanded ‘excellent’ rating.

- **A perfect score of 100 under a project to assess the quality of organizations** for the Annual General Meeting of Shareholders (AGM) 2013, organized by the Thai Investor Association.



- **Best Investor Relations Award**, in its second year, honors companies with outstanding investor relation, given by votes from the readers of magazine, investors, analyst etc, presented at 3rd Asian Excellence Recognition Awards 2013 event, organized by Corporate Governance Asia Magazine.
- **CSRI Recognition 2013 Award (General Category)**, presented by the Corporate Social Responsibility Institute in honor of Bangchak's committed and successful development of social responsibility implementation.
- **Exemplary Sustainability Report Award 2013** for Bangchak's information disclosure, reporting policy with emphasis on social responsibility, and CSR in process for business conduct, organized by the CSR Club, TLCA, Office of the Securities and Exchange Commission (SEC), and Thaipat Institute.
- **CSR-DIW Advanced Award Level 5 (the top level)**, CSR-DIW Continuous Award, and CSR-DIW Supply Chain Award, recognized by the Department of Industrial Works, for Bangchak's plant operation with social responsibility and community networking in performing public service activities for sustainable development.
- **Trusted Brands Gold Awards 2013** in the Service Station Category for the third year in a row, voted by the readers of Reader's Digest Magazine for consumers' trust, quality, value, understanding of consumers' needs, social responsibility, and creativity in marketing new products.
- **Distinction Winner Awards on Website Branding and Website Corporate Communication** at the Communicator Awards 2013 event, in recognition of Bangchak's creativity in marketing and communication, organized by International Academy of The Visual Arts.
- **ICT Excellence Awards** (under the category of Core Process Improvement Project) in recognition of entities with excellence in IT and communication management for the Audit Management System, presented at the Thailand ICT Excellence Awards 2013, sponsored by the Thailand Management Association and the National Electronics and Computer Technology Center.
- **Carbon Offset Certification for Organization - Bangchak** was Thailand's first entity to win this certificate from the Thailand Greenhouse Gas Management Organization (Public Organization)
- **Certification for Bangchak's river terminal**, Thailand's first Chao Phraya River oil terminal issued by Marine Department to win this acclaim, formally known as the Statement of Compliance of a Port Facility under The International Code for the Security of Ships and Port Facilities (ISPS Code).
- **The Quality and Safety Service Stations Award**, presented by the Department of Energy Business and designed to raise the quality of service stations nationwide. Bangchak won this award for the fourth consecutive year, totaling 178 stations: 68 gold, 64 silver, and 46 bronze medals.

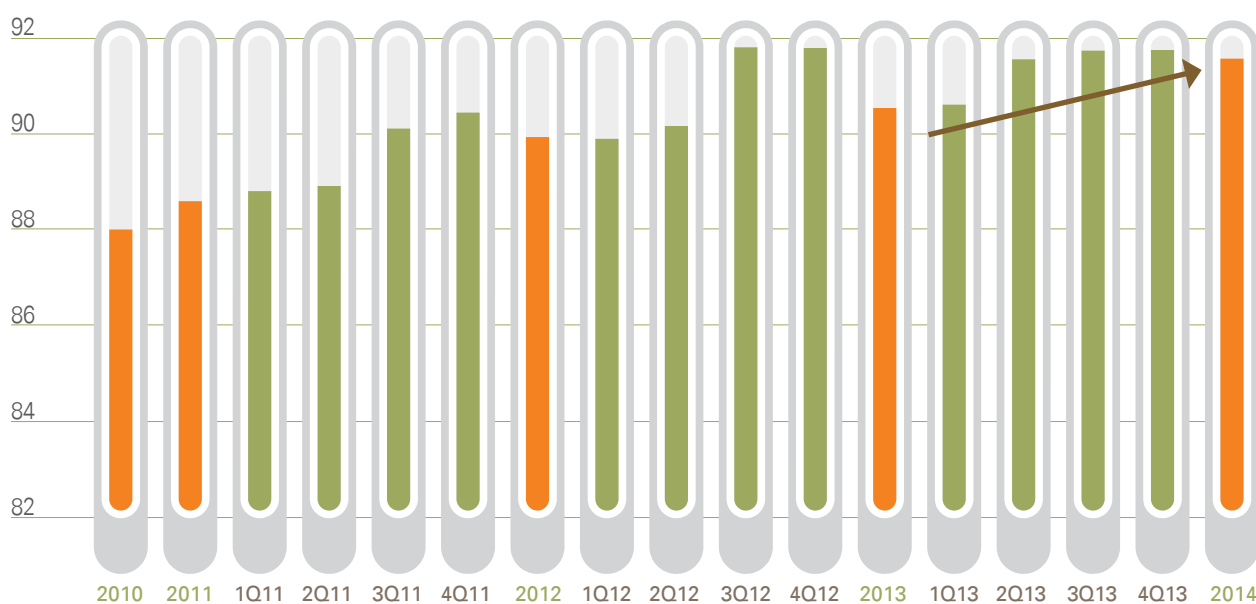


Business Overview and Competition Outlook

The global economy ended the year 2013 with 2.9% growth, lower than expected by the International Monetary Fund (IMF). The US economy took a roller-coaster ride, including the hairbreadth survival over the Fiscal Cliff, the government shutdown caused by inconclusive decisions by Congress on the budget bill, resulting in a shutdown of nationwide government offices, and economic uncertainty about the Quantitative Easing (QE) measures. On a positive note, several economic indicators strongly suggested a rebound, including positive economic growth, a dropping unemployment rate, the rejuvenated property market, and rising manufacturing indices. The US Federal Reserve (Fed) therefore reduced the size of liquidity injected into the economic system by investing in medium-long term bonds, the so-called QE tapering. In Europe, global financial analysts unanimously believed that the European economy would bottom out in 2013 and is creeping out of the recession after years of assorted economic implementations, particularly on sovereign debt crisis handling. Meanwhile the non-performing loan problem had been soaring in China, driving the central government to put the nation under an economic reform, effectively cooling down its heated growth rate. With all this economic slowdown in many parts of the world, the global demand for oil in 2013 was up only by 1.2 million barrels per day (MBD) from the average of 90.0 MBD to 91.2 MBD, or a rise of 1.3%, a record of 1.1% increase year-on-year.

World Oil Demand

MBD Source:

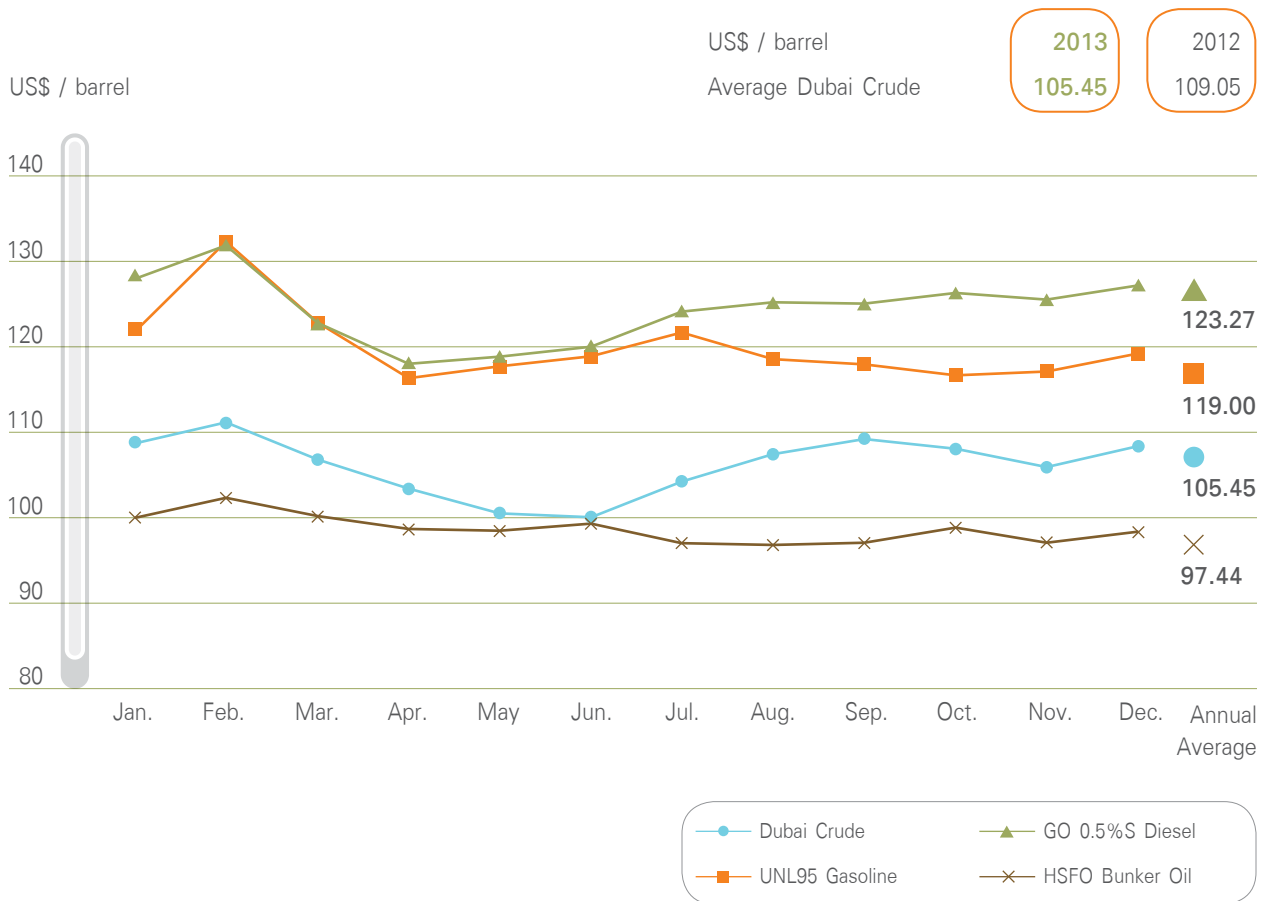


Source : International Energy Agency, January 21, 2014 Release



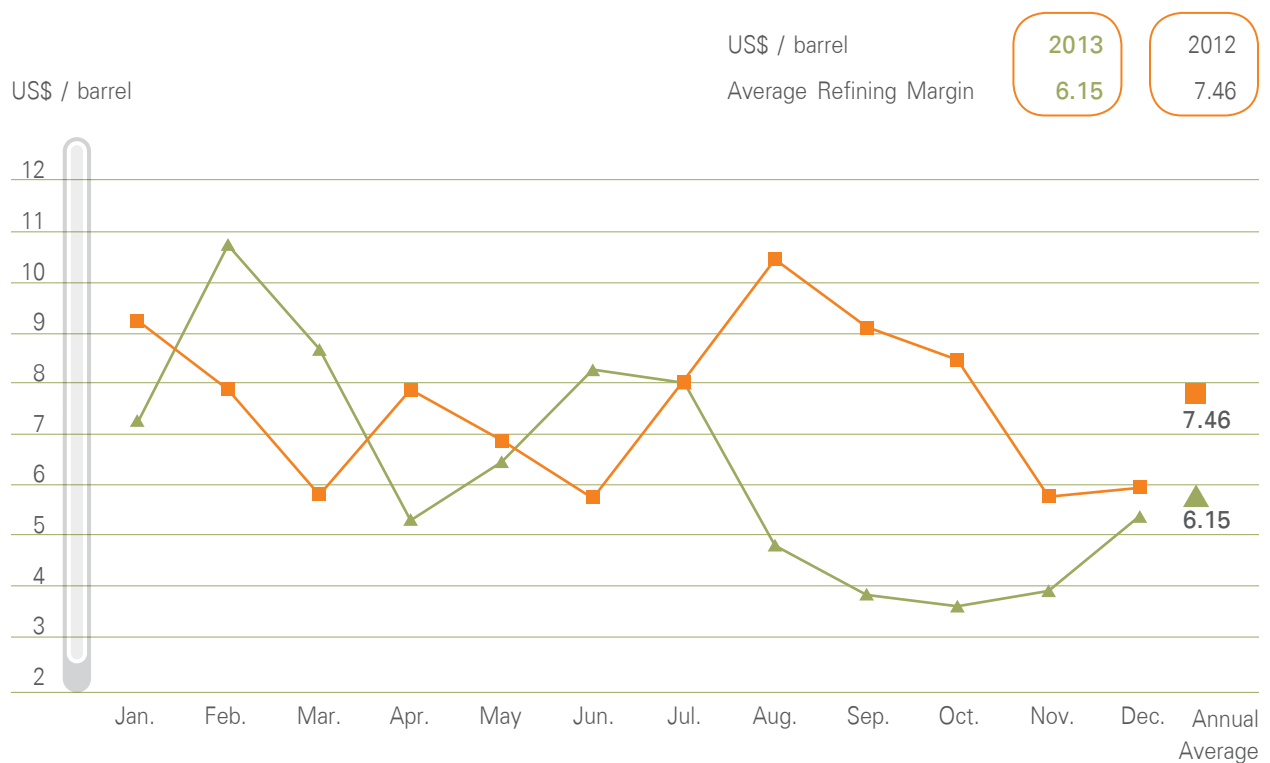
In 2014, the rise in global oil demand is under the expected level defined by the International Energy Agency (IEA), which had put out a forecast earlier in the year that the world would need more oil at 1.4% growth or up to 92.4 MBD, reflecting global economic recovery but with a caution on the US QE programs. Looking into the future, IMF in its January 2014 report issued a global economic forecast for 2014 to grow by 3.7%.

2012 World Oil Price Movement



The average Dubai crude oil price in 2013 dropped from USD 109.05 per barrel in 2012 to USD 105.45 per barrel in 2013, or 3.3%, due to the continual rise in the US of crude reserves produced from shale oil, which put the global supply over the demand. Looking into the oil price history in 2013, the price was up in Q1 as a result of the riots and unrests in Algeria and Yemen, as well as the international political tensions over Iran's nuclear development program. The price fell after the end of winter in early Q2. The price fluctuated, reflecting the annual planned shutdowns of many refineries, especially those in Asia, concerns over the economic recovery of EU member countries, and China's hard-landing economy. In Q3, the oil price surged following the annual planned shutdowns or turnaround maintenance of many refining and producing facilities in the North Sea and the violence in the Middle East, which escalated from the demonstrations in Egypt, as well as possible retaliation from the powerful nation on Syria over the use of chemical weapons. The price, however, dropped back with market negative speculation on issues concerning the US debt ceiling and the budget bill disagreement's causing temporary shutdowns of the nationwide government offices. Following positive economic indicators announced by the US and EU in early Q4 and the seasonal effect of winter, the price rose. Analysts predict the average Dubai crude to fluctuate between USD 100-105 per barrel in 2014, with concerns over slow increase of global oil demand and continual growth of production from shale oil.

Dubai-based hydrocracking (DB-HC) refining margin in Singapore, 2012 vs. 2011



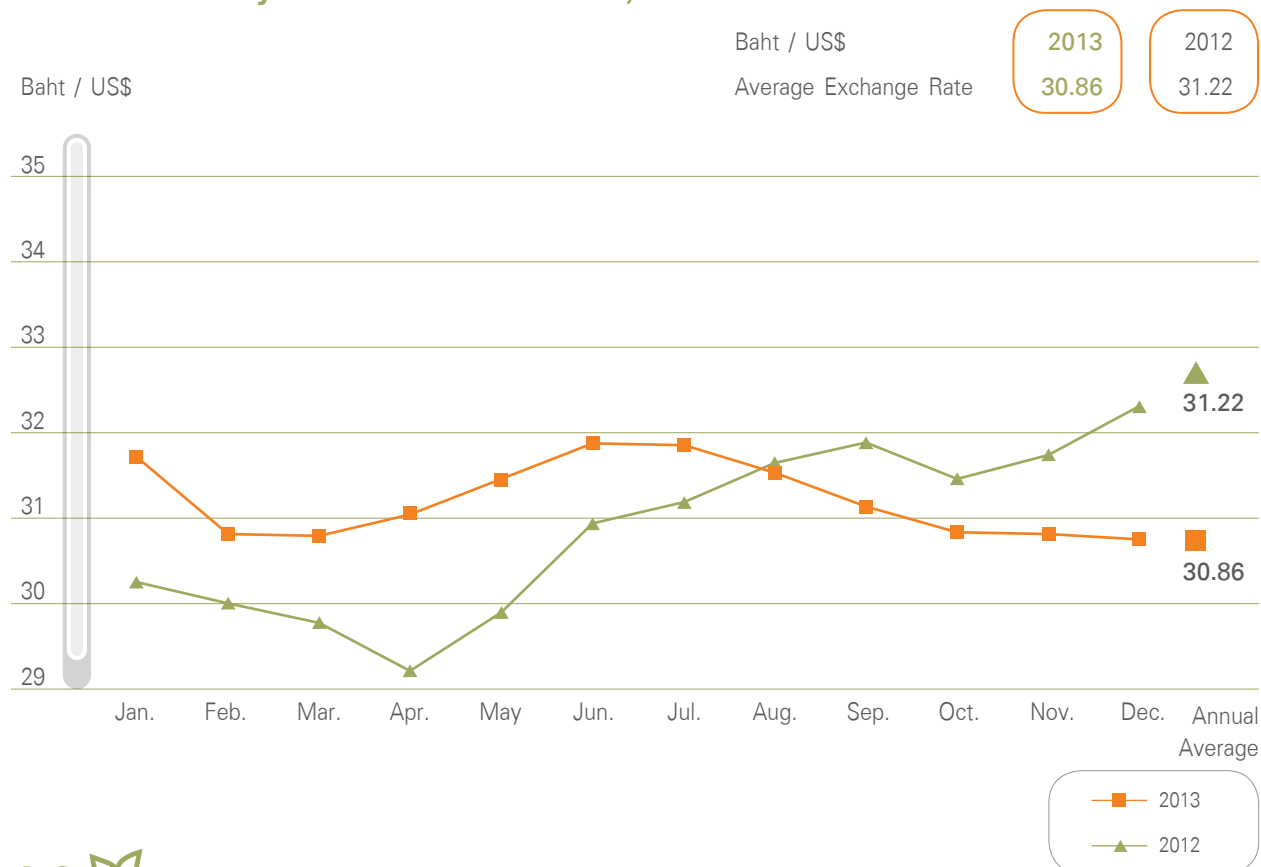
Source : Reuters



The price gaps between crude oil and nearly all refined oil products were lower this year, reflecting the economic slowdown and regional low demand. The regional demand for diesel dropped following the regulatory requirement to increase higher bio-components in diesel, Biodiesel B100, in Indonesia; a reduction of government price subsidy of diesel in India; a drop of fuel oil used in international shipping; a drop of diesel usage to generate electricity in Japan; and a demand loss by private refineries in China known as the Teapot refinery. With an increase in supply from new refineries and refining capacities, the refining margin inevitably dropped. The Dubai crude-referenced gross refining margin for cracking refineries in Singapore averaged USD6.15 per barrel this year, a drop from USD7.46 in 2012. The average GRM in 2014 is predicted to stabilize or fall slightly, considering the global economy, the global demand for oil, and the increase in refined petroleum products from new Asian refineries.

Meanwhile, the Thai economy recorded 2.9% growth, a slowdown from the previous year, following falls in domestic consumption and private investments, a rise in cost of living, and a jump in national household debts. Exports were markedly down with the increasing household debts in the US and the slowdown in China's economic growth. The Baht currency was volatile throughout 2013, strengthening in the first four months by the influx into the Thai bond and capital markets. The currency became weakened after the first signal from the US Fed on possible reduction and cancelation of QE measures, and nosedived with domestic political tension toward the year-end. Following the Bank of Thailand (BoT)'s decision to lower the interest rate, a massive outflow broke out in Q4. The annual average exchange rate of the Thai Baht stood at 30.86 per USD this year. The overall Thai economy is expected to skid further in 2014. The office of the national economic and social development board (NESDB) made its prediction of the 2014 GDP in its February 17, 2014, report, to average 3-4% with risk exposures of domestic and external economic factors, together with a possibly chronic domestic political crisis affecting inbound and outbound investment confidence. NESDB also predicted further weakening of the Baht.

Thai Baht Currency Movement with US Dollar, 2013 Vs. 2012





Domestic oil business

The overall domestic demand for petroleum rose by 3.1% from 871.8 thousand barrels per day (138.6 million liters per day). Meanwhile, the demand for gasohol and diesel rose steadily in parallel with the national GDP and was partially driven by government policies. Numerous new vehicles, particularly small and economy-scaled vehicles and pickup trucks, were unusually added to the market as a result of the government's First Car scheme. Also, the Energy Policy and Planning Office (EPPO) abolished the sale and use of unleaded gasoline 91, with effect from January 1, 2013. These measures drove the domestic consumption of gasohol up by 68.0% and that of gasoline down by 76.4%. Personal cars became more popular following the First Car scheme introduction. However, the consumption of petrol dropped sharply after domestic political conflicts, causing several gas stations in Bangkok Metropolis to temporarily shut down.

Domestic Refined Product Demand

Product	Demand Volume (million litres/day)		
	2013	2012	Difference
Regular Gasoline	2.1	8.9	-76.4%
Gasohol	20.5	12.2	+68.0%
Gasoline Group	22.6	21.1	+7.1%
Jet Fuel	15.2	13.9	+9.4%
Diesel Group	57.2	56.2	+1.8%
Fuel Oil	5.9	6.5	-9.2%
LPG	37.7	36.8	+2.4%
Total	138.6	134.5	+3.1%
(KBD)	871.8	845.9	+3.1%

Source: Department of Energy Business

The domestic demand for petroleum in 2014 is predicted to cool down in line with the slowdown economy. The rise of household debts and the indefinite delay of public expenditures caused by domestic political conflicts will hamper the economic growth and demand for oil. Yet, Thailand and other countries in the region will continue to attract foreign direct investments under the regional integration of ASEAN Economic Community (AEC) in the late 2015. With more and more environmentally user-friendly vehicles and more promotion supported by the government policy on the use of alternative energy, domestic consumption of gasohol will grow steadily.

On the supply side, this year the total domestic refining capacity averaged 1,058.9 thousand barrels per day, a rise of 8.2% over the previous year. This total supply came from seven local refineries, namely Thai Oil, IRPC, Esso, Star Petroleum, PTT Global Chemical, Bangchak, and Rayong Purifier refineries. Several of these are set to commission their turnaround maintenance programs in 2014. To avoid a possible supply crisis, the Thai Petroleum Refining Industry Club developed a master turnaround maintenance schedule to maintain the overall domestic supply at a high level and raise the oil stock enough to meet domestic consumption.

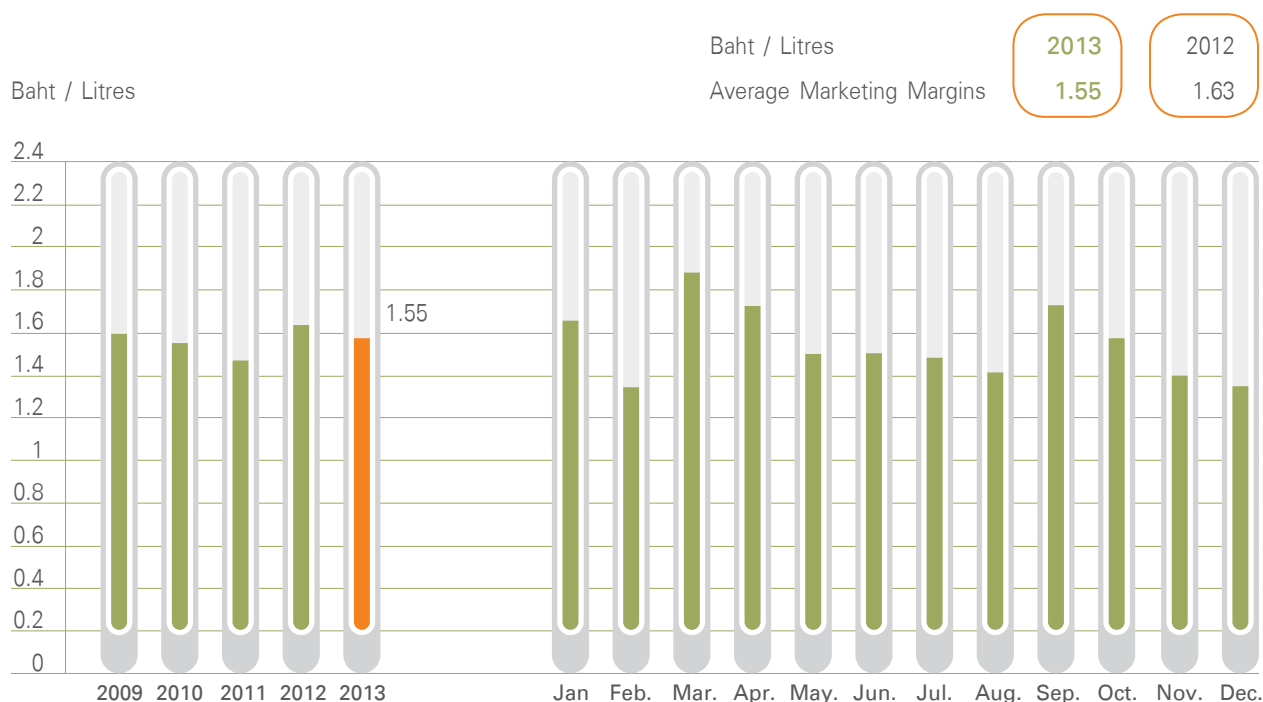
Average Crude Run by Domestic Refineries

Refinery	Crude Run (thousand barrels/day, KBD)		
	2013	2012	Difference
Thai Oil	280.2	271.2	+3.3%
IRPC	188.0	174.9	+7.5%
Esso	141.9	142.3	-0.3%
Star	179.4	165.4	+8.5%
PTT Global Chemical	167.7	147.4	+13.8%
Bangchak	101.7	76.7	+32.6%
Rayong Purifier	-	1.2	N/A
Total	1,058.9	979.1	+8.2%
Total capacity	1,232	1,104	

Source : Department of Energy Business

Despite the highly volatile global oil price, oil retailers successfully adjusted retail prices to align with policies and measures implemented by the government. The average retail marketing margin in Bangkok Metropolis and its vicinity, including the dealer's margin and transport compensation, stood at Baht 1.55 per liter which is quite low.

Bangkok Metro and Vichnity Gross Marketing Margin 2013

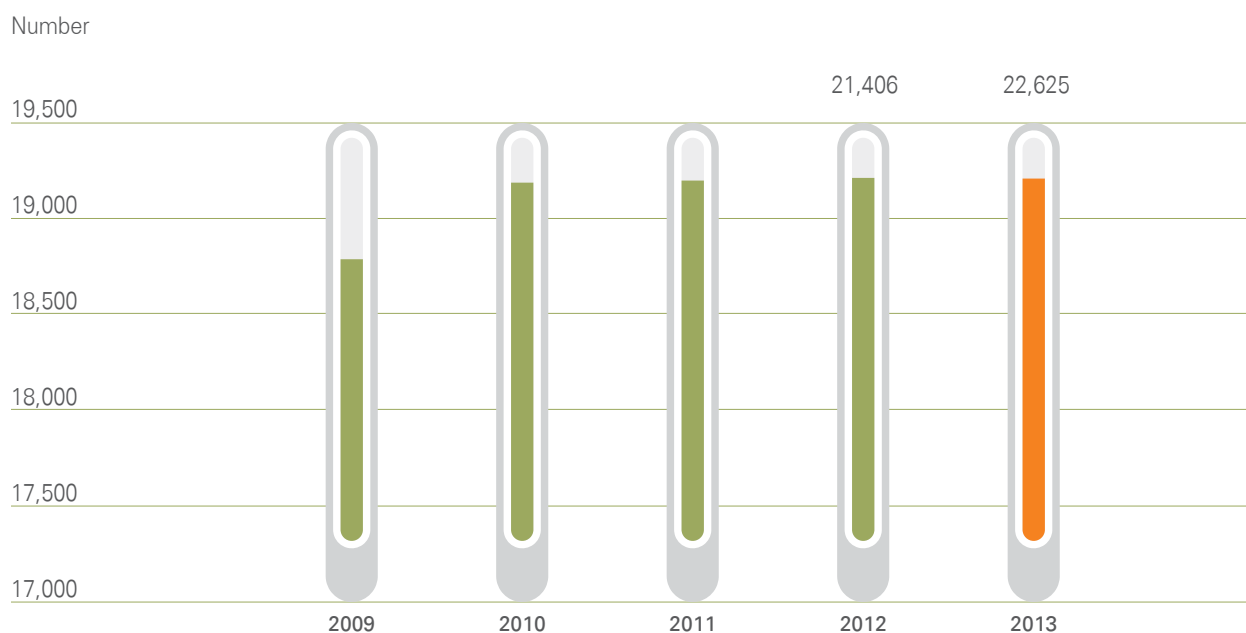


Note : Inclusive of Dealer Margin

Source : Energy Policy and Planning Office

Thanks to the public sector's economic stimulus policies, and higher service-station market competition, the total sales volume of refined products reported by service stations nationwide this year proved about 4.6% higher than last year, averaging 1,522 million liters a month. Jobbers, meanwhile, posted higher sales due to greater demand for fuels. The year saw 1,219 stations come into service nationwide for a total of 22,625 as of September 30, 2013. Most of the service stations of Article 7 traders came from 513 LPG stations. Following the abolishment of the sale and consumption of unleaded gasoline 91 and promotion of alternative energy effectively January 1, 2013, domestic consumption of gasohol E20 and E85 rose sharply. As of September 30, 2013, 525 more E20 and 128 more E85 gas stations were added to the market, leading the total domestic E20 and E85 gas stations to 1,835 and 196 respectively. To meet the target under the Alternative Energy Development Plan (AEDP) and meet higher demand for consumption driven by new environmentally friendly vehicles, retail investors are planning to continually raise gasohol and alternative-energy service stations. Several Thai retailers are also planning to expand their investments into neighbor countries to cope with the impending AEC in the late 2015.

Total Number of Service Stations, 2013



Source : Department of Energy Business

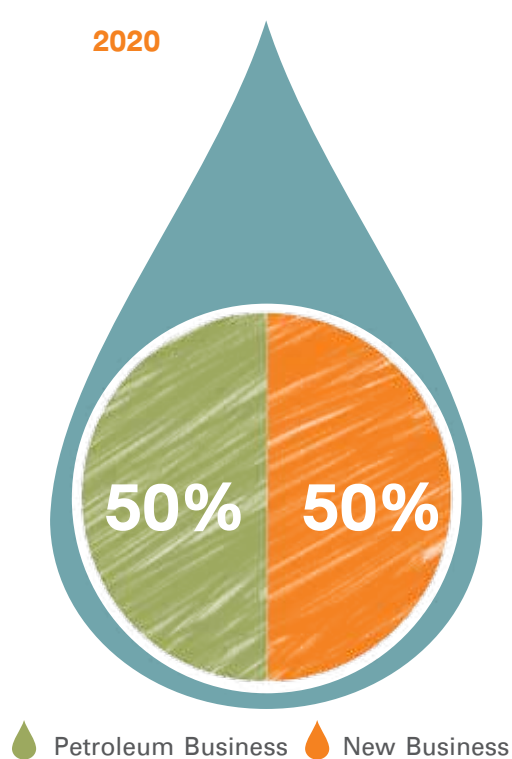
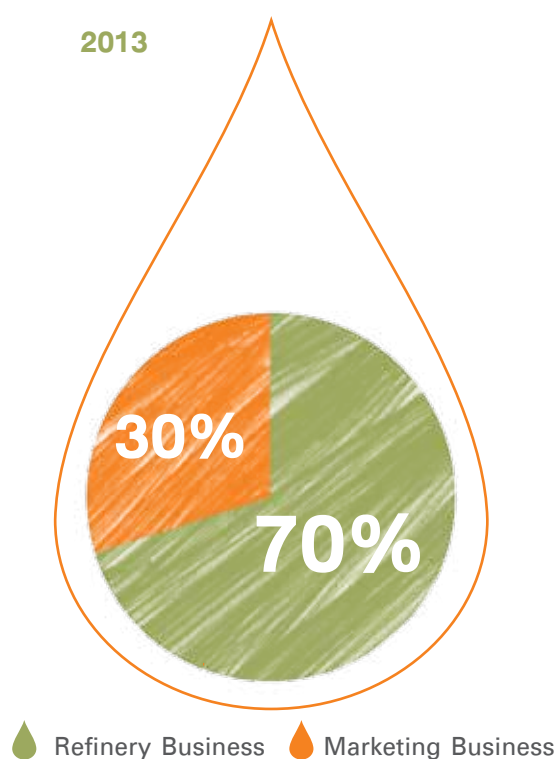
The dealer's lubricant market, under Article 7, recorded a sale of 31.3 million liters per month in 2013, a rise of 2.2%. The automotive lubricant sector, meanwhile, took a lead in the lubricant market with a market share of 60%. The consumption of lubricants in the manufacturing sector is also set to grow in line with economic growth. Finally, the national GDP and state policy measures are still the main drivers for the lubricant market.

Organization

Growth and Development


With a corporate culture of Greenery Excellence, Bangchak Petroleum Public Company Limited was established to conduct its energy business since 1984 and strives to strike a balance between business value and social and environmental value. To this end, it has constantly applied the Sufficiency Economy philosophy, corporate governance, and social responsibility concept to business management for goal achievement.

In creating business value, Bangchak sets a goal of growth to add sustainable value in tandem with social and environmental stewardship. Specifically, it restructured its refining income, formerly accounting for 70% to 30% for the marketing business. Recognizing high volatility facing the refining business, as well as volatile oil prices and refining margins subject to global and regional economies, which affect its performance, Bangchak set its goal in 2020 for the refining income at 50% versus 50% for emerging businesses, including clean-energy business and other energy businesses. These emerging businesses command steady income and low risks posed by external factors. They include solar power generation and other alternative energy, including biodiesel production from palm oil and palm planting, designed to add secure value to Bangchak's businesses while effectively diversifying risks to future income.



One of Bangchak's goals is to invest in developing current businesses through investment in the 3E Project, encompassing efficiency, energy, and the environment. To elaborate, it seeks to develop the catalytic reforming unit to replace the old unit with efficient technology, marked by efficiency, improved energy consumption, and longer operating periods before maintenance. Also, it seeks to erect a cogeneration power plant to raise its energy reliability and consume natural gas, a greener fuel, while heightening safety and environmental. Bangchak also participated in a benchmarking program on operating performance and apply the findings to improve management efficiency on a par with world-class complex refineries. It also plans to raise its sales through marketing businesses to 100,000 barrels a day, while modernizing its marketing network and seeking greater coverage of high-potential locations to accommodate greater produced volumes. As for emerging businesses, Bangchak focuses on solar power generation to fulfill its power purchase agreement (PPA) volume of 118 MW and grow its investment to biofuels, including ethanol and palm oil biodiesel to accommodate greater consumption of alternative energy in the future, together with continual investment in other related businesses with potential.

At the same time, Bangchak focuses on organizational development, Eyeing system and work process development for greater efficiency, transparency, and international competitiveness, Bangchak has applied the TQA (Thailand Quality Award) criteria to its own development efforts in its stride toward management excellence. To achieve this, it focuses on clear operational approaches with comprehensive implementation so that the approaches can be assessed and improved, then coordinated under uniform directions toward corporate goals. The key issues to be assessed consist of corporate leadership, strategic planning, customer focus, measurement and analysis, knowledge management, personnel focus, operation focus, and outcomes.



Thanks to the concept of sustainable management to strike a balance between value and merit, Bangchak has included a social and environmental KPI as a corporate KPI, thus enabling it to properly cascade its social and environmental goals into action through its sections and departments. In other words, various action plans must link to or must not conflict with such goals. The direction for social and environmental management relies on key strategies for managing businesses for sustainability as follows.

1. Open, Transparent and Verifiable

The Company adheres to an open, transparent and verifiable policy in its operations. Operational data are transparently disclosed under good corporate governance and The Stock Exchange of Thailand rules. Applying proactive environmental management, it discloses the actual data on quality of air and effluents around the refinery by posting such information at the entrance to the refinery and in surrounding communities.

2. Socially and Environmentally Friendly Business Models (In-process)

Aware that business operations that lack social and environmental activities are unsustainable, the Company is determined to do business in such a way that not only can it sustain continuous growth, but also simultaneously generate positive impacts on society and the environment. Such a model that the Company has been operating successfully is the cooperation of retail stations and agricultural cooperatives. The Company buys agricultural products from cooperatives in different communities and uses them for retail stations' sales promotion to create jobs and revenue in support of the economic and social development of the communities. At present, the Company, in cooperation with the Ministry of Agriculture and Cooperatives, the Ministry of Energy and the Bank for Agriculture and Agricultural Cooperatives, will initiate a conversion of abandoned orange farms to palm plantations for orange farmers in Rangsit. The palm produce will be an experiment site for the concept, their new source of income and promote the use of alternative energy, which has been the Company initiative for more than a decade as in gasohol and biodiesel promotion. In all, this business model benefits the environment and provides higher income to support social development in agricultural communities.

3. Carbon Neutral Company

Aware that the refining business consumes a large amount of energy and emits considerable carbon dioxide, the Company has set a target to become a carbon neutral company. To illustrate, its carbon dioxide emission will be reduced by more than 50% of the business-as-usual within 2015 as a result of its continuous efforts on clean energy business development, be it a 118 MW PPA solar power plant, palm oil biodiesel plants, tapioca-based ethanol production plants, diesel production from weeds, energy efficiency improvement or the use of clean fuels in the refinery.

Such balanced business management goals backed by determined and ethical staff—committed to the employee culture and values—will enable the Company to add value to business as well as society and the environment and become an organization of sustainable growth.

Capital Structure

Common shares


As of year-end 2013, the Company's registered capital amounted to Baht 1,531,643,461 of which Baht 1,376,923,157 was paid up. An equal number of common shares were issued at a par value of one Baht each.

Loans and Debenture

As of year-end 2013, the Company incurred Baht 15,834.54 million in domestic and foreign loans from banks, which was in the form of long-term loans and Baht 3,000 million in unsecured and subordinated domestic debenture entered in name without debenture representative. Details of loans and debenture have been disclosed in the notes to the financial statements for the year ended December 31, 2013.

Shareholders

Top 10 Major Shareholders (as of September 12, 2013)	Number of Shares	Shareholding (%)
1. PTT Plc	374,748,571	27.22
2. Ministry of Finance	137,442,767	9.98
3. Thai NVDR Co., Ltd.	80,443,164	5.84
4. AIA Company Limited-DI-LIFE	36,272,969	2.63
5. STATE STREET BANK EUROPE LIMITED	31,695,986	2.30
6. Krungsri Dividend Stock LTF	27,842,500	2.02
7. SOMERS (U.K.) LIMITED	27,267,300	1.98
8. Social Security Office (2 cases)	25,628,826	1.86
9. HSBC (SINGAPORE) NOMINEES PTE LTD	17,675,833	1.28
10. Bangkok Life Assurance PCL	17,171,200	1.25
Top 10 Total	776,189,116	56.37
Grand Total	1,376,923,157	100.00



- Shareholders through Thai NVDR Co., Ltd.

Major Shareholders (as of September 12, 2013)	Number of Shares	Shareholding (%)
1. CHASE NOMINEES LIMITED	20,580,000	25.58
2. SOMERS (U.K.) LIMITED	14,318,000	17.80
3. THE BANK OF NEW YORK MELLON	10,173,800	12.65
4. BNY MELLON NOMINEES LIMITED	9,829,300	12.22
5. RBC INVESTOR SERVICES BANK S.A.	7,632,900	9.49
Total	62,534,000	77.74
Grand Total	80,443,164	100.00

Note : The shareholders no. 1 and 4 who were nominee account. The company's investigation at Thailand Securities Depository Co., Ltd., found that the ultimate shareholders' name could not be disclosed.

Dividend policy

The Company has the policy to pay out dividend to the shareholders at the rate of not less than 30 percent of net profit of consolidated financial statements after deduction of allocation of legal reserve. However, this is subject to the economic situation, the Company's cash flow and investment plans of the Company and its subsidiaries according to the necessary, appropriation and other concerning as the Board of Directors' consideration.

Subsidiaries' dividend policies

- **Bangchak Green Net Co., Ltd.**

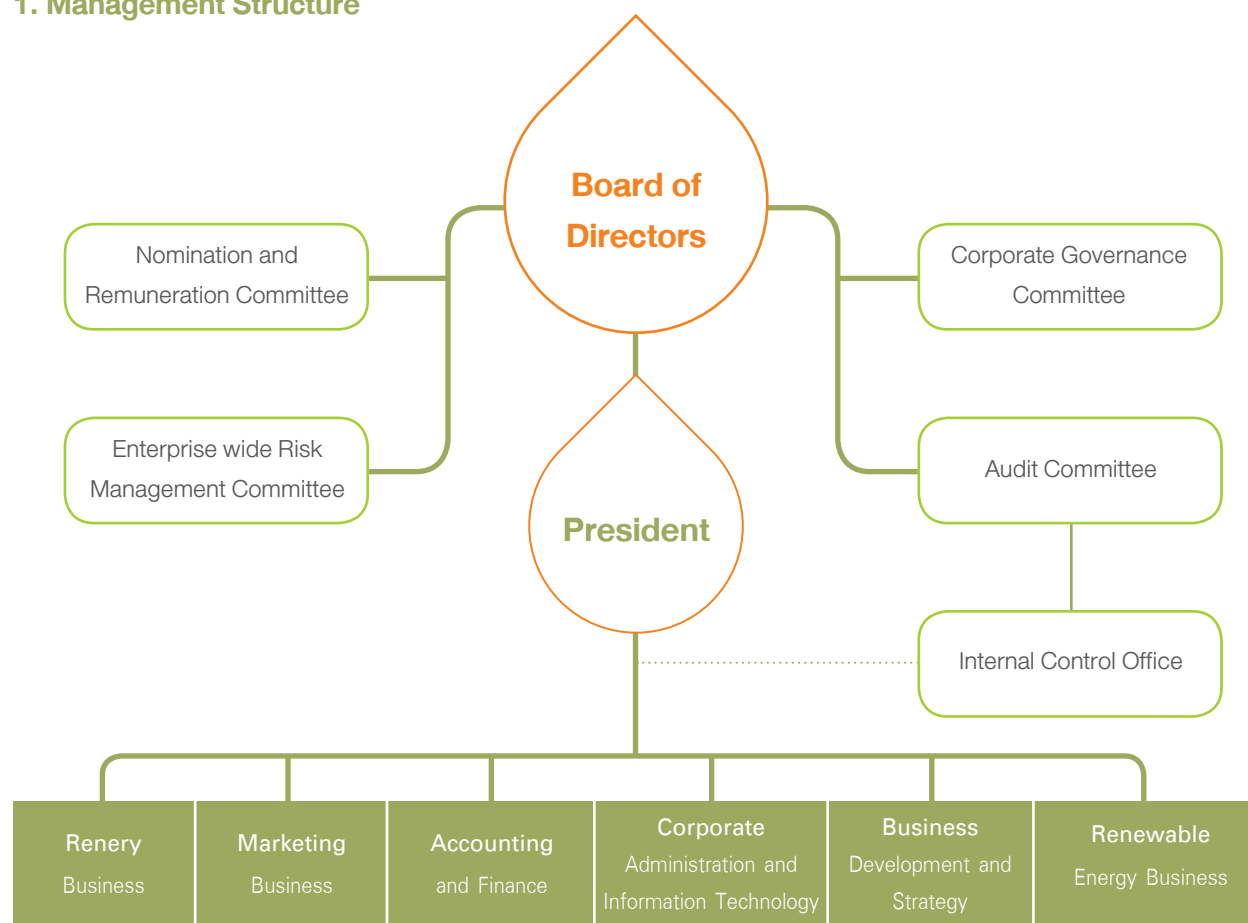
For a given fiscal year, the holders of preferred shares are entitled to annual dividends equivalent to the average daily interest rates for one-year fix deposits announced by Krungthai Bank Plc plus 3%. Dividends are paid in proportion to each paid-up share value when the dividends are paid out as stated in the resolution of the annual general meeting of shareholders (AGM). For a given year, if the company's profit is less than the dividends calculated for holders of preferred shares, all dividends are to be paid from such profit to holders of preferred shares only, and none is to be paid to holders of common shares. Any outstanding dividends for holders of preferred shares will be carried forward or accumulated to the following year along with those for the holders of common shares. For a given year, if the company's profit exceeds the dividends calculated for holders of preferred shares, the AGM will approve dividends for holders of common shares, case by case.

- **Bangchak Biofuel Co., Ltd.**

Dividend payment must have the approval of an AGM and will be made only when the company has allocated at least 5% of its net profit in a given year as provisional capital until the provisional capital reaches 10% of the registered capital. The Board may consider interim dividend payment to shareholders but not as long as it still has cumulative losses.

Management Structure

1. Management Structure



Note : The Audit Committee determines and evaluates the Internal Control Office's annual performance to ensure corporate governance and the independence of the Internal Control Office.

2. Board of Directors

According to the Company's regulations, the Board of Directors consists of at least five and no more than fifteen directors and at least half of the directors must reside in the Kingdom without sex discrimination. The directors must carry out their duties under the laws, objectives and regulations of the Company, as well as the resolutions of shareholders' meetings, safeguarding the Company's benefit and assign Company Executives to work on their behalf. For instance, the President has the authority to allocate the annual budget, pay for the Company's activities according to the contract or other commitments as approved by the authorized person, administration and procurement and sale of petroleum products etc.

At present, the Board of Directors consists of fourteen directors as follows:

Name			Position
1.	Mr. Pichai	Chunhavajira	Chairman
2.	Prof. Dr. Chai-Anan	Samudavanija	Vice Chairman (Independent Director)
3.	Dr. Anusorn	Tamajai	Independent Director
4.	Mr. Surin	Chiravisit	Independent Director
5.	General Dapong	Ratanasuwan	Independent Director
6.	Mr. Suthep	Wongvorazathe	Independent Director
7.	Mrs. Arunporn	Limskul	Independent Director
8.	Mr. Krairit	Nilkuha	Director
9.	Mr. Prasong	Poontaneat	Director
10.	Mr. Sarakorn	Kulatham	Director
11.	Mr. Chaiwat	Kovavisarach	Director
12.	Mr. Vikrom	Koompirochana	Director
13.	Mr. Supattanapong	Punmeechaow	Director
14.	Mr. Vichien	Usanachote	President and Secretary to the Board of Directors

Note : The names and number of the authorized directors who have authority to sign on behalf of the Company are: Mr. Pichai Chunhavajira jointly with Mr. Vichien Usanachote with affixation of the Company's seal or any one of these two directors signs jointly with Mr. Chai-Anan Samudavanija or Mr. Krairit Nilkuha or Mr. Sarakorn Kulatham or Mr. Surin Chiravisit or General Dapong Ratanasuwan or Mr. Chaiwat Kovavisarach or Mr. Suthep Wongvorazathe or Mr. Vikrom Koompirochana, being two persons, with affixation of the Company's seal.

Independent Directors

The present Board of Directors consists of six Independent Directors, which is more than one third of all Directors. According to the Company's policy, the Chairman of the Board must not be the same person as the President. Additionally, the Chairman must not hold any position in the appointed Sub-committee (sometimes called Committee) in view of clear-cut responsibilities and duties. The Board of Directors gives consent of the definition and qualifications of Independent Directors, the regulations of which are more stringent than those of the Securities and Exchange Commission (SEC) and Stock Exchange of Thailand (SET), as committed to good governance as follows:

1. Hold no more than 0.5 % of the overall shares in the Company, subsidiaries, associated companies, or person(s) with potential conflicting interests.
2. Take no part in the administration, including not being an employee, personnel, permanent advisor, professional advisor to the Company such as an auditor, lawyer or authorized person of the Company or subsidiaries, or Associated companies, or person(S) with potential conflicting interests and with no invested interest for no less than two years and can attend the Directors' meetings with independent opinions.
3. Have no business connection, no vested interest, whether directly or indirectly, financially or administratively, including not being a client, partner, supplier, trade or creditor/debtor of the Company, subsidiaries, associated companies, or person(s) with potential conflicts of interest and thus lacking independence.
4. Are not close relatives of the Executives or major shareholders of the Company, subsidiaries, or associated companies, or person(s) with potential conflicting interests and not appointed as a representative to protect the interest of Directors and/or major shareholders.

Directors from major shareholders

1.	Mr. Krairit	Nilkuha	Representative from Ministry of Finance
2.	Mr. Prasong	Poontaneat	Representative from Ministry of Finance
3.	Mr. Sarakorn	Kulatham	Representative from PTT Public Company Limited
4.	Mr. Supattanapong	Punmeechaow	Representative from PTT Public Company Limited
5.	Mr. Chaiwat	Kovavisarach	Representative from PTT Public Company Limited
6.	Mr. Vikrom	Koompirochana	Representative from PTT Public Company Limited

Appointment and dismissal of Directors

1. Shareholder's meetings elect Directors through majority voting with one shareholder holding one vote per share held and can elect Directors individually. The candidates with the most votes are to be appointed Directors up to the number open at the meeting. If more candidates receive equal votes than the number of Directors required, the Chairman of the meeting must cast a deciding vote.
2. In every Annual General Meeting (AGM), one-third of the Directors must retire. If this number is not a multiple of three, then the number nearest to one-third. The names of the Directors to retire during the first and second year after the Company was registered are to be drawn by lots if not agreed otherwise. For subsequent years, those with the longest terms must retire. The retired Directors can be re-elected.
3. Other than the completion of term, a Director may retire for to the following reasons:
 - death
 - resignation (effective from the date the Company receives the letter of resignation)
 - lack of qualifications according to Article 68 of the Public Company Limited Act 1992
 - decision of the shareholders' meeting to resign according to Article 76 of the Public Company Limited Act 1992
 - court order
4. In case a Director's position is vacant due to other reason than the completion of term, the Board of Directors is to elect a candidate with qualifications according to the Company's regulations in the next meeting except when the Director's term is to be completed in less than two months. At least, a three-quarter vote of the Directors present at the meeting is required. The elected Director holds the position until the completion of term of the Director they have replaced.

Terms of Directorship

The company decided that directors can serve for maximum consecutive terms as follows:

The appropriate term for directorship is no more than three consecutive terms (from 2008 onward) except for when a director is deemed suitable to hold the position for a longer period. The Board will consider the independence and effectiveness of the director who is under consideration and defend their decision to the shareholders."

Directors do not hold more than three consecutive terms, meaning that they cannot serve for more than nine years (three years in each term) to allow the Company to find other qualified Directors for the maximum benefit of the Company.

Roles, duties and responsibilities of the Board of Directors

1. Each newly elected Director must attend an orientation course on the Company's business.
2. Carry out duties under laws, objectives and regulations of the Company as well as resolutions of shareholders' meetings with honesty, protect the Company's benefit and have accountability to the shareholders.
3. Define the Company's policy and direction and monitor and supervise management so that they may work efficiently and effectively according to the Company's policy and regulations under corporate governance practices so as to maximize economic value and shareholders' wealth.
4. Follow-up on the Company's activities at all times and act according to the laws and regulations pertaining to the Company's contracts by assigning management to report the Company's performance and important matters to the Board of Directors at its monthly meeting so that the Company's business may run effectively.
5. Regularly and truthfully report to the shareholders on the Company's situations, including the Company's future trends, whether positively or negative, with sufficient rationale.
6. Ensure that the Company possesses an effective and reliable accounting system, financial report, internal controls and internal audit.
7. Regularly review the corporate governance policy.
8. Play an important role in risk management through appropriate and sufficient risk management guidelines and measures, with regular monitoring.
9. Ensure that management treats all stakeholders ethically and equally.
10. Independent and external Directors are prepared to express their opinions freely formulating strategies, management, use of resources, appointment of Directors and business standard as well as to disagree with other Directors or the administration in conflicts that affect the equality of all shareholders.
11. If necessary, the Board of Directors may seek professional opinions from external advisers on Company performance at the expense of the Company.
12. Appoint a Company Secretary according to the Securities and Exchange Act to prepare and maintain documents and other matters as determined by the Capital Market Supervisory Board as well as to facilitate the Board's and the Company's business, such as meetings of the Board and shareholders, regularly provide the Directors and the Company with legal advice and remind them of the various regulations that they need to know and comply with, as well as ensuring that Directors and the Company disclose correct, complete and transparent information.
13. Provide a code of conduct, code of ethics as working guidelines in the Company.
14. Undertake no securities transactions at least one month before budget announcement and at least three days after budget announcement.



15. Report on one's own portfolio of securities, as well as those of their spouses and children not yet of legal age in the Company and subsidiaries to the monthly Board of Directors meeting and must report to the Company without delay in the following cases:
 - Have vested interests, whether direct or indirect, in any of the Company's contracts within the accounting year.
 - Hold shares or debentures in the Company or the Subsidiaries companies.
16. Attend at least one training course organized by Thai Institute of Directors Association (IOD), such as Director Accreditation Program (DAP) or Director Certification Program (DCP) or equivalent, to increase expertise at work.
17. The Directors who are not executives must annually evaluate the President.
18. The Directors who are not executives and Independent Directors may convene among themselves as necessary at least twice a year to discuss relevant management problems without the management's attendance, and report the findings of the meeting to the President.
19. Each Director cannot hold a Director position in a listed company in SET more than five companies.

According to laws, the Company's article of association and regulations, the Key matters reserved for the Board's approval include the annual business plan and budget, dividend policy, management restructuring.

Meetings of the Board of Directors

The Board of Directors set the 2013 timetable for its official meetings in advance. The Chairman and the President jointly consider the items to be included in the agenda. The meeting is set once every month on the last Tuesday of the month, with additional extraordinary meetings as appropriate. The Secretary to the Board of Directors Office ("SBO") will send out invitation letters with the agenda attached and complete meeting documents to each Director at least seven days in advance so that the Directors may have sufficient time to study and review the documents before the meeting and ask additional questions to the vice president of SBO. Each Director can submit items to the agenda by informing SBO.

In the meetings, The Chairman of the Board provides leadership and control to ensure smooth meetings, while encouraging all directors to fully participate and display capability. The minutes of meetings are undertaken in written form with complete information. The certified minutes are maintained, so that Directors and relevant persons can check, with a good filing system. Amendments cannot be made without the consent of the Board. Each meeting lasts approximately three hours.

In 2013, the Board convened in twelve general meetings, and one additional meeting. Moreover, the Board organized a meeting/seminar on organizational strategies with the management to set up long term strategies and action plans for year 2014-2020 and a study tour in Biogas Production. The detail of each Director's meeting attendance is as follows:

Names		Meeting attendance/all meetings (Times)				Remark
		General meetings	Additional meetings	Seminar Seminar	Total	
1.	Mr. Pichai Chunhavajira	12/12	1/1	3/3	16/16	Started on April 10, 2013
2.	Prof. Dr. Chai-Anan Samudavanija	12/12	1/1	3/3	16/16	
3.	Dr. Anusorn Tamajai	12/12	1/1	3/3	16/16	
4.	Mr. Surin Chiravisit	12/12	1/1	3/3	16/16	
5.	General Dapong Ratanasuwan	9/12	1/1	3/3	13/16	
6.	Mr. Suthep Wongvorazathe	12/12	1/1	3/3	16/16	
7.	Mrs. Arunporn Limskul	9/9	1/1	3/3	13/13	
8.	Mr. Krairit Nilkuha	12/12	1/1	3/3	16/16	
9.	Mr. Prasong Poontaneat	12/12	1/1	2/3	15/16	
10.	Mr. Sarakorn Kulatham	11/12	1/1	3/3	15/16	
11.	Mr. Chaiwat Kovavisarach	11/12	1/1	3/3	15/16	
12.	Mr. Vikrom Koompirochana	9/9	1/1	3/3	13/13	
13.	Mr. Supattanapong Punmeechaow	2/2	-	-	2/2	
14.	Mr. Vichien Usanachote	12/12	1/1	3/3	16/16	
15.	Mr. Issra Shoatburakarn	3/3	-	-	3/3	
16.	Mr. Suphon Tubtimcharoon	3/3	-	-	3/3	Completed his term on April 10, 2013
17.	Mr. Nuttachat Charuchinda	9/10	0/1	3/3	12/14	Completed his term on April 10, 2013 Resigned on October 30, 2013

According to corporate governance practices, in 2013, the Board of Directors agreed on joint meetings for non-executive Directors. during the Board of Directors meetings No. 4/2013 on April 30,2013 and 9/2013 on August 27, 2013, and Independent Directors. during the Board of Directors meetings No. 5/2013 on May 28,2013 and 10/2013 on September 24,2013, before the Board of Directors meeting, non-executive Directors and Independent Directors convened without the management's attendance to discuss general problems of the Company's management and corporate governance, then inform the President so that the management may take due action.

Moreover, the Board of Directors also evaluated the supporting performance of the Secretariat to improve and determine a direction to efficiently develop and maximize Board of Directors' meetings.

Evaluation of the Board of Directors

In view of corporate governance practices, the Board of Directors set up an evaluation form for the Board's performance at least once a year. In 2013, the Board conducted the evaluation in three forms, namely individual evaluation (self-evaluation), individual evaluation (cross-evaluation by group) by group of 3-4 directors (3-4:1) (The name of the evaluating Directors would not be revealed to the director being evaluated.) and group evaluation with reference to the evaluation form of the Thai Institute of Directors Association (IOD).

Additionally, the Board of Directors set an evaluation process for the Committees Members, such as the Audit Committee, Nomination and Remuneration Committee, Corporate Governance Committee and Enterprise-wide Risk Management Committee, as in the previous year, so that the Board of Directors and the Committees may use it as a framework to review duties, problems and obstacles and leverage the findings to analyze the work of Directors and improve and develop the work.

The evaluation results of the Board of Directors and the Sub-committees are as follows:

- Individual self-assessment relies on three topics, namely responsibility for their roles, training and self-development, and conformance to the corporate governance policy. The overall summary of assessment findings showed an average score of 96.90%, regarded as excellent.
- Individual cross-assessment relies on two topics, namely responsibility for their roles and directors' independence. A group of 3-4 directors, whose names are withheld, are asked to assess one director. The overall summary of assessment findings showed an average of 96.65%, regarded as excellent.

Assessment findings were sent to individual directors for their acknowledgment and reference for efficiency improvement efforts.

- Board assessment as a whole relies on five topics, namely Board policy, structure and qualifications, performance, meetings, and self-development. The overall summary of assessment findings showed largely excellent conduct, with an average score of 97.33%, regarded as excellent.
- The group evaluation of Sub-committees in 2013 was undertaken on the criteria of responsibilities and meetings; the evaluations of all Committees were as follows:
 - Audit Committee, the group evaluation had the average score of 99.67%, rated excellent.
 - Nomination and Remuneration Committee, the group evaluation had the average score of 94.17%, rated excellent.
 - Corporate Governance Committee, the group evaluation had the average score of 97.92%, rated excellent.
 - Enterprise-wide Risk Management Committee, the group evaluation had the average score of 91.0%, rated excellent.

Orientation for New Directors

The Company organized an orientation course for new Directors by presenting an overview of the Company's business, as follows:

- Operational framework (laws, cabinet decisions, regulations, rules)
- Information on the Company's business profile and activities
- The Company's important projects
- Organizational and business development
- Corporate governance policy
- Corporate social responsibility

Additionally, the Company organized Company visits for new Directors, including the refinery, terminal and service stations and provided the information files of the Board of Directors and the Executives in pdf file as a handbook/introduction of the Company to the new Directors as a guideline to oversee the Company's activities in the following topics:

- The Company's vision, mission, value statement and objectives
- Organizational and business development
- Profiles summaries of Directors and the Executives
- Qualifications and remuneration of Directors
- Roles, duties and responsibilities of Directors
- Management structure
- Information on the Company's establishment
- Corporate governance policy and risk management handbook
- The Company's memorandum of association, company affidavit, regulations and rules

Training of the Board of Directors

The Company promotes opportunities for the Board of Directors to pursue further study and training so as to increase knowledge and understanding of corporate governance principle, rules and regulations, as well as roles and duties of the Board of Directors so that they may work efficiently and ethically. In 2013, the Directors who attended the training courses / seminars organized by the IOD and other organizations are as follows:

1. Director Certification Program (DCP): Mr. Chaiwat Kovavisarach
2. Role of the Nomination and Governance Committee (RNG) : Mr. Surin Chiravisit and Mr. Chaiwat Kovavisarach
3. Anti-Corruption for Executive Program (ACEP): Dr. Anusorn Tamajai and Mr. Vikrom Koompirochana
4. Business Concepts: Introduction to Petroleum and Petrochemical Businesses, Petroleum Institute of Thailand (PTIT): General Dapong Ratanasuwan, Mr. Suthep Wongvorazathe, Mr. Vikrom Koompirochana, and Mrs. Arunporn Limskul

At present, there are 6 and 11 out of 14 Directors had attended the Directors' courses (DAP and DCP respectively). The Company also applied all Directors for IOD membership to receive news and information, and when the Company received documents announcing news on training courses and documents attached to the training courses concerning the Board of Directors, such information would be forwarded to the Directors for further study.

Summary of the Board of Directors' attendance in major training course as follows:

Names			Director Accreditation Program	Director Certification Program	Remark
1.	Mr. Pichai	Chunhavajira	2006	2011	
2.	Prof. Dr. Chai-Anan	Samudavanija	2010	-	
3.	Dr. Anusorn	Tamajai	2004	2003	
4.	Mr. Surin	Chiravisit	-	2010	
5.	General Dapong	Ratanasuwan	2011	-	
6.	Mr. Suthep	Wongvorazathe	2005	-	
7.	Mrs. Arunporn	Limskul	-	2012	Started on April 10, 2013
8.	Mr. Krairit	Nilkuha	-	-	
9.	Mr. Prasong	Poontaneat	-	2006	
10.	Mr. Sarakorn	Kulatham	-	-	
11.	Mr. Chaiwat	Kovavisarach	-	2013	
12.	Mr. Vikrom	Koompirochana	2007	-	Started on April 10, 2013
13.	Mr. Supattanapong	Punmeechaow	-	2010	Started on October 30, 2013
14.	Mr. Vichien	Usanachote	-	2006	
15.	Mr. Issra	Shoatburakarn	-	2010	Completed his term on April 10, 2013
16.	Mr. Suphon	Tubtimcharoon	-	2005	Completed his term on April 10, 2013
17.	Mr. Nuttachat	Charuchinda	-	2010	Resigned on October 30, 2013

3. Committees

The Board of Directors elected Sub-committees (or Committees) to facilitate the Company's business, undertaking with four sub-committees as follows:

1. Audit Committee (AUDIT)

The present Audit Committee consists of three Directors, all of whom are Independent Directors and one of whom is specialist in accounting and finance or audit. Their responsibilities are assigned by the Board of Directors in written form in the Audit Commission charter. Their meetings are to be convened at least once per quarter. The names of the Audit Committee are:

Name			Position
1.	Dr. Anusorn	Tamajai	Chairman and Independent Director with expertise in accounting and finance
2.	Mr. Suthep	Wongvorazathe	Member and Independent Director
3.	Mrs. Arunporn	Limskul	Member and Independent Director with expertise in accounting and finance

* If necessary, the Audit Committee may seek advice from outside independent advisers, the expense paid by the Company.

Scopes, Duties and responsibilities of the Audit Committee

1. To ensure accuracy and adequacy of the Company's financial reporting according to the Accounting Principles governed by laws.
2. To ensure that the Company has suitable and efficient internal control system and internal audit and to assure the efficiency and adequacy of the risk management system.
3. To review the Company performance to ensure compliance with the securities and exchange law, regulations of the Exchange or laws relating to business of the Company.
4. To review a connected transaction or transaction that may lead to conflict of interest to ensure compliance with the laws and regulations of the Exchange.
5. To inspect and consider with the management on the defects that have been found out and on the responses from the management.
6. To empower the auditing and investigating all related party under the authorization of the Audit Committee and also to authorize in hiring an expert so as to audit and investigate in compliance with the Company's regulations.
7. To prepare a report on monitoring activities of the Audit Committee and disclose it in an annual report of the Company, and have such report signed by Chairman of the Audit Committee.
8. To consider, select, nominate the person who is independent to be the Company's auditor, recommend remuneration of the Company's auditor and, at least once a year, attend the private meeting with an auditor without management.
9. To consider auditing scopes and plans of the external auditor and the internal control office so that they are contributory to each other and to reduce double operations as concerns financial auditing.
10. To approve Charter, audit work plans, budget, training plans and manpower of the Internal Control Office
11. To appoint, transfer, and undertake annual evaluation of the Vice President of Internal Control Office and review the independence of Internal Control Office.
12. To review the efficiency and effectiveness of internal control and risk management focusing on the issue of information technology.
13. In performing the duty of the Audit Committee, if there is transaction or act which could extremely affect the Company's financial status and the Company's performance, namely
 - (1) transaction which lead to conflict of interest
 - (2) dishonest, extremely unusual or remiss Internal Control system
 - (3) breaking the securities and exchange law, regulations of the exchange or laws relating to business of the Company,

The Audit Committee has to report the Company's Board of Directors so as to modify and revise within prescribed time. If the Audit Committee or executives does not modify and revise within prescribed time, the Audit Committee is able to report this transaction or act to the Securities and Exchange Commission or the Stock Exchange of Thailand.

- 14) To perform any other act assigned by the Board of Directors with approval of the Audit Committee.

Remuneration

Monthly remuneration was set at 10,000 Baht per person and a meeting allowance 15,000 Baht per meeting (only the Directors who attended the meeting) and the Chairman would get an additional 25 percent.

2. Nomination and Remuneration Committee (NRC)

In compliance with the corporate governance principle of directors in a listed company on SET, the Board of Directors appoints the Nomination and Remuneration Committee to nominate and define criteria for transparent and fair remuneration to Directors and the senior executives in compliance with the charter of the Nomination and Remuneration Committee as follows:

Nomination policy for Directors

“To nominate Directors, the Company focuses on people with knowledge, capability, experience, sound career profile, leadership, vision, morality, ethics and good attitude toward the organization, who can dedicate adequate time for the Company’s benefit. Moreover, consideration was also given for the appropriate qualifications in compliance with the structure of Directors and in line with the Company’s business strategies through transparent procedures to bolster the confidence of shareholders”.

Remuneration policy for Directors

“To provide remuneration for Directors, the Company will take into consideration the appropriateness of duties and responsibilities as assigned and compared with listed companies on SET with a similar industry and business size. The remuneration for the Directors is sufficient to induce the Directors to work with quality and meet the objectives and business direction as determined by the Company through transparent procedures, giving confidence to the shareholders”.

Moreover, the Board of Directors sets the following procedures for the official and transparent nomination of Directors:

1. The Company gives minor shareholders opportunities to submit names of candidates as potential Directors to the Company.
2. The Nomination and Remuneration Committee reviews the structure of Directors in line with the Company’s strategies.
3. Define new Directors’ qualifications in terms of knowledge, competing and experience in compliance with the Company’s objectives and strategies by using the Director Qualifications and Skill Matrix tool.
4. The Committee defines the qualifications needed for the replacement or additional appointment and submits the names of the qualified candidates to the Secretary of the Committee.
5. The Committee selects qualified candidates and submits their name to the Board of Directors for approval.
6. The Board agrees on the list of qualified candidates and submits their names to the AGM for approval.

The Nomination and Remuneration Committee hold at least three meetings a year. At present, there are four members with at least one member with expertise in personnel management as follows:

Name			Position
1.	Prof. Dr. Chai-anan	Samudavanija	Chairman and Independent Director
2.	Mr. Surin	Chiravisit	Member and Independent Director
3.	Mr. Suthep	Wongvorazathe	Member and Independent Director
4.	Mr. Chaiwat	Kovavisarach	Member and Non-executive Director
5.	Mr. Supattanapong	Punmeechaow	Member and Secretary, Non-executive Director

Scopes, duties and responsibilities of the Nomination and Remuneration Committee

1. Define required qualifications for potential Directors and President.
2. Recommend qualified candidates for the positions of Directors and President to the Board of Directors.
3. Define criteria of remuneration for Directors and the President.
4. Submit the remuneration for Directors to the Board of Directors and then for the shareholders for approval.
5. Submit the remuneration for the President to the Board of Directors for approval.
6. Review and summarize the President's succession plan every year and report it to the Board of Directors.
7. Perform duties assigned by the Board of Directors.

Remuneration

The remuneration is set as a meeting allowance of 15,000 Baht per meeting (only the Directors who attended the meeting) and the Chairman would receive an additional 25 percent.

3. Enterprise-wide Risk Management Committee (ERMC)

The Enterprise-wide Risk Management Committee is responsible for the appropriate management of the Company as assigned by the Board of Directors in written form. The Committee has five members, at least one of whom must be an independent director and knowledgeable in risk management as follows:

Name			Position
1.	Mr. Krairit	Nilkuha	Chairman and Non-executive Director
2.	Mr. Surin	Chiravisit	Member and Independent Director
3.	Mr. Prasong	Poontaneat	Member and Non-executive Director
4.	Mr. Chaiwat	Kovavisarach	Member and Non-executive Director
5.	Mr. Vichien	Usanachote	Member and Secretary, Executive Director

Scopes, duties and responsibilities of the Enterprise-wide Risk Management Committee

1. Set policy, strategies and objectives of the enterprise-wide risk management.
2. Develop enterprise-wide risk management system in view of continuous efficiency.
3. Promote enterprise-wide risk management at all levels of the organization.
4. Ensure that the Company has appropriate and efficient risk management.
5. The Chairman of the Enterprise-wide Risk Management Committee reports the findings to the Board of Directors' next meeting.
6. Perform duties assigned by the Board.

Remuneration

The remuneration is set as a meeting allowance of 15,000 Baht per meeting (only the Directors who attended the meeting) and the Chairman would receive an additional 25 percent.

4. Corporate Governance Committee (CGC)

The Corporate Governance Committee is responsible for ensuring that the whole organization has corporate governance in compliance with the guidelines and policy of corporate governance as set by the Board of Directors in written form, as well as continuously improving the principles of corporate governance in line with international standards. The present Committee consists of four members with at least one expert in corporate governance principles in line with international standards as follows:

Name		Position
1. General Dapong	Ratanasuwan	Chairman and Independent Director
2. Mr. Sarakorn	Kulatham	Member and Non-executive Director
3. Mr. Vikrom	Koompirochana	Member and Non-executive Director
4. Mr. Vichien	Usanachote	Member and Secretary, executive Director

Scopes, duties and responsibilities of Corporate Governance Committee

1. Recommend the implementation of corporate governance to the Board of Directors
2. Monitor the work of the Committee and the management in compliance with the principles of corporate governance.
3. Review the implementation of corporate governance by comparing it with international standards and recommend it to the Board of Directors for continual follow-ups.
4. Provide the corporate governance policy to the Company's corporate governance working team.
5. Perform duties assigned by the Board.

Remuneration

The remuneration is set as a meeting allowance of 15,000 Baht per meeting (only the Directors who attended the meeting) and the Chairman would receive an additional 25 percent.

The meetings of the Sub-committees

2013		Committees				Remark
		AUDIT	NRC	ERMC	CGC	
1.	Mr. Pichai Chunhavajira ^{1/}	-	-	-	-	Started on April 10, 2013
2.	Prof. Dr. Chai-Anan Samudavanija	-	4/4	-	-	
3.	Dr. Anusorn Tamajai	12/12	-	-	-	
4.	Mr. Surin Chiravisit	-	4/4	9/9	-	
5.	General Dapong Ratanasuwan	-	-	-	5/5	
6.	Mr. Suthep Wongvorazathe ^{2/}	11/12	3/3	-	-	
7.	Mrs. Arunporn Limskul ^{3/}	8/8	-	-	-	
8.	Mr. Krairit Nilkuha	-	-	9/9	-	
9.	Mr. Prasong Poontaneat	-	-	8/9	-	
10.	Mr. Sarakorn Kulatham	-	-	-	5/5	
11.	Mr. Chaiwat Kovavisarach	-	4/4	9/9	-	
12.	Mr. Vikrom Koompirochana ^{4/}	-	-	-	4/4	
13.	Mr. Supattanapong Punmeechaow ^{5/}	-	1/1	-	-	
14.	Mr. Vichien Usanachote ^{6/}	-	-	9/9	5/5	
15.	Mr. Issra Shoatburakarn	3/3	-	-	-	
6.	Mr. Suphon Tubtimcharoon	-	-	-	1/1	Completed his term on April 10, 2013
17.	Mr. Nuttachat Charuchinda	-	3/3	4/6	-	Completed his term on April 10, 2013 Resigned on October 30, 2013

Note: 1/ Chairman did not join any Committee as member.
2/ Appointed as Member of NRC on July 30, 2013
3/ Appointed as Member of AUDIT on April 30, 2013
4/ Appointed as Member of CGC on April 30, 2013
5/ Appointed as Member of NRC on November 26, 2013
6/ Appointed as Member of CGC and ERMC on January 29, 2013

4. Company Secretary

The Board of Directors appoints Ms. Pakawadee Junrayapes, vice president of the secretary to the Board of Directors office, as the Company Secretary responsible for providing legal and regulatory advice to the Board of Directors and the Executives and oversee the Board of Directors' activities, as well as coordinate to ensure that the resolutions of the Board of Directors and the shareholders are in compliance with the Company's corporate governance. Ms. Pakawadee Junrayapes has the profile summary as follows:

Ms. Pakawadee Junrayapes

Vice President, The Secretary to The Board of the Directors Office And Company Secretary, Corporate Administration and Information Technology

- Age 52
- Education / Training
 - Master of Law, Ramkhamhaeng University
 - Bachelor of Law, Thammasat University
 - Thai Barrister at law, The Institute of Legal Education Thai Bar Association Under The Royal Patronage
 - Certificate in Business Law, Thammasat University
 - Certificate in English for Specific Careers (Law), Sukhothai Thammathirat Open University
 - Executive Development Program (EDP 2012), Ministry of Finance
 - Company Secretary Program (CSP), Thai Institute of Directors (IOD)
 - Director Certification Program (DCP), Thai Institute of Directors (IOD)
 - Successful Formulation and Execution of Strategy (SFE), Thai Institute of Directors (IOD)
- Experience
 - The Bangchak Petroleum Public Company Limited
 - 2011 - present : Vice President, The Secretary to The Board of the Directors Office, and Company Secretary
 - 2009 - 2011 : Senior Manager, The Secretary to The Board of the Directors Office, and Company Secretary
 - 2007 - 2009 : Senior Manager, Legal Office
 - 2004 - 2007 : Manager, Legal Office
 - 2002 - 2004 : Manager, Litigation Division
 - 2002 - 2002 : Manager, Legal Office
 - Others
 - 2006 - 2008 : Personal Specialist of National Legislative Assembly Member and Sub-Committee on Energy

The Company Secretary main duties and responsibilities are as follows:

- Give preliminary advice to Directors concerning to laws, company rules and regulations and ensure correct and continuous compliance, as well as reporting on important changes to the Directors.
- Organize shareholders and the Board of Directors meetings to be in compliance with the Company's laws and regulations.
- Prepare minutes of the shareholders and the Board of Directors meetings, as well as monitor the implementation of the shareholders and the Board of Directors resolutions.
- Ensure the disclosure of information and information technology report under responsibilities to the Company's monitoring office in compliance with the Company's rules and regulations.
- Communicate with general shareholders on their rights and the Company's news.
- Oversee the activities of the Board of Directors.

5. Executive Management

The Company's Executive Management (or Management) consists of nine persons, namely:

Name			Position
1.	Mr. Vichien	Usanachote	President
2.	Mr. Wattana	Opanon-amata	First Senior Executive Vice President, Refinery Business
3.	Mr. Yodphot	Wongrukmit	Senior Executive Vice President, Corporate Administration and Information and Technology
4.	Mr. Bundit	Sapianchai	Senior Executive Vice President, Renewable Energy Business
5.	Mr. Surachai	Kositsareewong	Senior Executive Vice President, Accounting and Finance
6.	Mr. Pongchai	Chaichirawiwat	Acting Senior Executive Vice President, Marketing Business
7.	Mr. Kiatchai	Maitriwong	Executive Vice President, Corporate Administration and Information Technology
8.	Mr. Somchai	Tejavanija	Executive Vice President, Business Development and Strategy
9.	Mr. Chalermchai	Udomranu	Executive Vice President, Refinery Business

The Board of Directors' regulations on scopes, duties and responsibilities of the Executive Management

The Board of Directors defines the roles, duties and responsibilities of the Executive Management as follows:

1. Manage the Company's daily operations in compliance with the Company's policy, action plans, objectives, regulations and rules as set by the Board of Directors.
2. Manage operations according to the resolutions of the meetings of the Board of Directors with the allocated budget with sternness, honesty, protecting the best interest of the Company and the shareholders.
3. Regularly report performance and update on the work according to the resolutions and the Company's important performance to the meeting of the Board of Directors at least once a month.
4. Manage the Company's activities in compliance with corporate governance practices as set by the Board of Directors.
5. Refrain from running the business or participate in similar businesses in competition with the Company's business, whether for one's own interest for interest of others, with the exception that one's respective superior and the Internal Control Office have been informed and approves such activity.
6. If the President takes the position of Director in another company, the Board of Directors must approve it first. In case of senior executive, the President must approve it first.
7. All senior executives including the first four senior executives after the President, and all those who hold the equivalent position to the fourth senior-most executive, as well as the executive in accounting and finance at the same level as the vice president, must refrain from securities trading at least one month before the announcement of the Company's financial statements and at least three days after such announcement. They have to report the ownership of securities of their own, their spouse and their children not yet of legal age, held in the Company and subsidiaries to the Board of Directors every month and must promptly report to the Company in the following cases:
 - Direct and indirect vested interests with any contract concluded by the Company during the accounting year.
 - Possess shares or debentures of the Company and its Subsidiaries companies.

8. Must participate in courses related to the Company's business and daily operation at the Company's expense, to enhance knowledge and skills to perform duties. As for the Senior Executive Vice Presidents, the Board of Directors encourage them to participate in the Director Certification Program (DCP) organized by the Thai Institute of Directors Association (IOD) or equivalent to enhance understanding of the Director's roles and responsibilities that would lead to effective management of the Company.

Stipulations of the Board of Directors concerning the succession plan and improvement of Executives

The Board of Directors sets a policy to nominate the President and Vice Presidents with appropriate qualifications which any person whether external or internal the Company can apply. The rationale is to suit the Company's situations at that particular time and to prepare Company personnel to work in case the President or Senior Executives could not perform their duties or complete their term. It is also designed to reduce the risk or impact of the non-continuity in the Company's management. The succession plan is thus set. The qualified person is selected by the Nomination and Remuneration Committee, which sets a succession plan for the President and the Senior Executive Vice Presidents under the following procedures:

1. Determine an executive position that needs a succession plan, consisting of the President and Senior Executive Vice Presidents of all business departments.
2. The Nomination and Remuneration Committee determines the competency, experiences and the required level of each position.
3. The Nomination and Remuneration Committee selects qualified executives for the succession in each business department.
4. Assign the President to evaluate the performance and competency of the qualified executives against the required competency to set a plan to develop each person to reduce the competency gap.
5. Assign the Personnel and Management Committee to take charge of training and the development of the competency of qualified executives.
6. The President stipulates the rotation of duties of qualified executives and instructs the Senior Executive Vice Presidents and Executive Vice Presidents to attend the meetings of the Board of Directors to acquire better understanding, experience and readiness in general organizational management.
7. The President regularly reports the performance and the improvement, according to the individual development plan, of the qualified executive to the Nomination and Remuneration Committee.
8. The Nomination and Remuneration Committee annually reviews and summarizes the succession plans for the President and Senior Executive Vice Presidents and reports them to the Board of Directors.

Appointment of Executives

According to the Company's rules, the Board of Directors promotes executives at the level of department. The Board of Directors assigns the Nomination and Remuneration Committee to select executives at the level of Senior Executive Vice President before submitting their names to the Board of Directors.

According to the Board of Director resolution No.6/2013 on June 25, 2013, assign the President to select qualified candidates, appoint as a Director in the Associated companies, and submits their names to the Board of Directors for approval. In cases of any changes, The President has to report it to the Board of Directors.

Executives who served positions in the Subsidiaries and Associated companies

Name	Position in Subsidiaries companies								Position in Associated companies					
	BGN	BBF	BSE	BSE-PRI	BSE-CPM	BSE-BRM	BSE-BRM1	BSE-NMA	UBE	UBG	UAE	NPE	FPT	APMC
1. Mr. Vichien Usanachote		X							/					
2. Mr. Wattana Opanon-amata		/												
3. Mr. Yodphot Wongrukmit	/													
4. Mr. Bundit Sapianchai		//	X	X	X	X	X	X	/	/	/	/		
5. Mr. Surachai Kositsareewong	/	/	/											
6. Mr. Pongchai Chaichirawiwat	/													
7. Mr. Kiatchai Maitriwong			/											
8. Mr. Somchai Tejavanija			/											/
9. Mr. Chokchai Atsawarangsarit				/	/	/	/	/						
10. Ms. Revadee Pornpatkul			//	//	//	//	//	//						
11. Ms. Naree Jiamwattanasuk	//													

Note :

X = Chairman / = Director // = Managing Director

Subsidiaries mean companies in which Bangchak directly or indirectly holds more than 50% of total voting stocks, or can influence in the company's financial and management policies

Associated companies mean companies in which Bangchak or its subsidiaries altogether hold from 20% to 50% of total voting stocks, or take part in decision-making on financial and management policies.

BGN	Bangchak Green Net Co., Ltd.
BBF	Bangchak Biofuel Co., Ltd.
BSE	Bangchak Solar Energy Co., Ltd.
BSE-PRI	Bangchak Solar Energy (Prachinburi) Co., Ltd. (BSE Subsidiaries)
BSE-CPM1	Bangchak Solar Energy (Chaiyaphum1) Co., Ltd. (BSE Subsidiaries)
BSE-BRM	Bangchak Solar Energy (Buriram) Co., Ltd. (BSE Subsidiaries)
BSE-BRM1	Bangchak Solar Energy (Buriram 1) Co., Ltd. (BSE Subsidiaries)
BSE-NMA	Bangchak Solar Energy (Nakhonratchasima) Co., Ltd. (BSE Subsidiaries)
UBE	Ubon Bio Ethanol Co., Ltd.
UBG	Ubon Bio Gas Co., Ltd. (UBE's Subsidiaries)
UAE	Ubon Agricultural Energy Co., Ltd. (UBE's Subsidiaries)
NPE	NP Bio Energy Co., Ltd. (UBE's Subsidiaries)
FPT	Fuel Pipeline Transportation Co., Ltd.
APMC	ASEAN Potash Mining Plc

Evaluation of the President and Executives

Non-executive Directors are to evaluate the performance of the President every year. Each year, the Board of Directors evaluates the performance of the President in the form of KPIs against the KPIs stated in the objectives in the hiring contract and action plan that were submitted to the Board of Directors. The President must present his performance in various fields, such as management of the refinery business, marketing business, new business and organizational development, as well as in terms of success, obstacles and social & environment policy and capability to expand opportunities and business competition while responding to the government's assorted policies.

Moreover, senior executive vice president must report their annual performance in the form of KPIs to the Nomination and Remuneration Committee.

6. Remuneration of Directors

The Nomination and Remuneration Committee fairly and sensibly sets the remuneration for Directors in line with the responsibilities of Directors, the financial status, and against other companies listed on SET in a similar industry or business size, as well as comparing the average of listed companies from a survey of remuneration rates of registered Directors of IOD by setting the remuneration in the forms of meeting allowances and bonus. The Directors assigned as Members in various Committees receive additional compensation to reflect additional responsibilities. The Company has sought permission to pay Directors from the meeting of the shareholders as follows:

1. Monthly remuneration and meeting allowance

The 2013 AGM on April 10, 2013 resolved to approve the 2013 Directors' remuneration as follows:

The Board of Directors

- Monthly remuneration of 30,000 Baht/person
- Meeting allowances of 30,000 Baht/person per meeting (only Directors who attended the meeting)

Committee Members

1. Audit Committee
 - Monthly remuneration of 10,000 Baht/person
 - Meeting allowances of 15,000 Baht/person per meeting (only Members who attended the meeting)
2. Nomination and Remuneration Committee
 - Monthly allowance - none -
 - Meeting allowance of 15,000 Baht/person (only Members who attended the Meeting)
3. The remuneration of other Committees appointed by the Board of Directors is under the consideration of the Board of Directors on the basis of appropriateness and in line with the Members' duties and responsibilities.

The Chairman of the Board of Directors and the Committees receive monthly remuneration and meeting allowances amounting to 25 percent higher than other Directors, and the Vice Chairmen receive monthly remuneration and meeting allowances amounting to 12.5 percent higher than other Directors do.

2. Bonuses for Directors

The bonus for each Director is set at 1 percent of net profit but altogether no more than 25,000,000 Baht/year for all Directors. However, the President and Vice Presidents receive 25 percent and 12.5 percent higher bonuses.

In 2013, the individual remuneration of Directors was as follows:

2013			Remuneration in Baht						
			BOARD	AUDIT	NRC	ERMC	CGC	BONUS	Net total
1.	Mr. Pichai	Chunhavajira	1,050,000	-	-	-	-	1,475,904	2,525,904
2.	Prof. Dr. Chai-Anan	Samudavanija	978,750	-	75,000	-	-	1,984,338	3,038,088
3.	Dr. Anusorn	Tamajai	870,000	375,000	-	-	-	1,763,855	3,008,855
4.	Mr. Surin	Chiravisit	870,000	-	60,000	120,000	-	1,763,855	2,813,855
5.	General Dapong	Ratanasuwan	780,000	-	-	-	93,750	1,763,855	2,637,605
6.	Mr. Suthep	Wongvorazathe	870,000	285,000	45,000	-	-	303,615	1,503,615
7.	Mrs. Arunporn	Limsku ^{1/}	660,000	200,000	-	-	-	-	860,000
8.	Mr. Krairit	Nilkuha	870,000	-	-	150,000	-	1,944,578	2,964,578
9.	Mr. Prasong	Poontaneat	840,000	-	-	105,000	-	1,214,458	2,159,458
10.	Mr. Sarakorn	Kulatham	810,000	-	-	-	75,000	1,763,855	2,648,855
11.	Mr. Chaiwat	Kovavisarach	840,000	-	60,000	120,000	-	303,615	1,323,615
12.	Mr. Vikrom	Koompirochana ^{1/}	690,000	-	-	-	60,000	-	750,000
13.	Mr. Supattanapong	Punmeechaow ^{2/}	120,000	-	15,000	-	-	-	135,000
14.	Mr. Vichien	Usanachote ^{3/}	870,000	-	-	120,000	75,000	-	1,065,000
TOTAL			11,118,750	860,000	255,000	615,000	303,750	14,281,928	27,434,428

Since the Independent Directors (No. 2-7) did not hold the positions of Directors in subsidiaries or equivalent, there was no remuneration for holding the position.

Note : 1/ Appointed as Member on April 10, 2013
2/ Appointed as Member on October 30, 2013
3/ Appointed as Member and President on January 1, 2013

Directors who completed their terms and resigned during 2013

Name			Remuneration in Baht						
			BOARD	AUDIT	NRC	ERMC	CGC	BONUS	Net total
1.	Mr. Issra	Shoatburakarn ^{1/}	210,000	85,000	-	-	-	1,763,855	2,058,855
2.	Mr. Suphon	Tubtimcharoon ^{1/}	210,000	-	-	-	15,000	1,214,458	1,439,458
3.	Mr. Nuttachat	Charuchinda ^{2/}	660,000	-	45,000	60,000	-	1,763,855	2,528,855
TOTAL			1,080,000	85,000	45,000	60,000	15,000	4,742,168	6,027,168

Note : 1/ Completed their term on April 10, 2013
2/ Resigned on October 30, 2013

Directors who completed their terms and resigned during 2012 (and received bonuses for 2012 performance, payable in 2013)

Name		Remuneration in Baht						
		BOARD	AUDIT	NRC	ERMC	CGC	BONUS	Net total
1.	Ms.Supa Piyajitti ^{1/}	-	-	-	-	-	453,012	453,012
2.	Mr. Pitipan Tepartimargorn ^{1/}	-	-	-	-	-	453,012	453,012
3.	Mr. Thana Putarungsi ^{2/}	-	-	-	-	-	544,578	544,578
4.	Mr. Chumphon Thitayaruks ^{3/}	-	-	-	-	-	1,354,217	1,354,217
5.	Mr. Wirat Iam-Ua-Yut ^{4/}	-	-	-	-	-	1,407,229	1,407,229
6.	Dr. Anusorn Sangnimnuan ^{5/}	-	-	-	-	-	1,763,856	1,763,856
TOTAL		-	-	-	-	-	5,975,904	5,975,904

Note : 1/ Resigned on April 4, 2012

2/ Resigned on April 23, 2012

3/ Resigned on October 8, 2012

4/ Resigned on October 19, 2012

5/ Retired on December 31, 2012 by the President's Employment Contract

Comparison of Remuneration of Directors in 2012 and 2013

Remuneration	2012		2013	
	Directors	Baht	Directors	Baht
Meeting allowance	14	12,698,750	14	14,437,500
Bonus	14	20,000,000	14	25,000,000
TOTAL		32,698,750		39,437,500

Note : Bonuses for 2012 performance under the resolution of the 2012 AGM, held on April 3, 2012, and payable in 2013

7. Remuneration of Executives

The Company evaluates the performance of executives every year in the form of KPIs by comparing them with the objectives in the hiring contract and/or action plan presented to the President and/or the Board of Directors, which will be connected to the rate received according to the Board of Directors' regulations. As for the President, the evaluation will be undertaken every year as well by the non-executive Directors as detailed above.

The Nomination and Remuneration Committee sets remuneration which reflects the performance and remuneration according to the standard of various companies in the same industry and submit appropriate remuneration to the Board of Directors for further consideration and approval.

The President and the Senior Executives of the Company, totaling nine persons, received a total of Baht 80,726,786 in remuneration in 2013, detailed as follows:

Remuneration and Provident Fund of Senior Executives

Remuneration	2012		2013	
	Persons	Baht	Persons	Baht
Salary	10	54,789,579	9	51,041,079
Bonus & Retirement pay	10	28,516,255	9	25,332,389
Provident fund	10	4,669,716	9	4,353,318

8. Personnel

On December 31, 2013, the Company had a total headcount of 1,029:

- The President and Internal Control Office Employee: 30 persons
- Supporting Employee (Accounting and Finance, Corporate Administration and Information Technology): 176 persons
- Refinery Business Employee: 492 persons
- Marketing Business: 288 persons
- Corporate Business Development & Strategy Employee: 28 persons
- Renewable Energy Business Employee: 15 persons

Remuneration of employee


Employee receive remuneration in the form of salary; shift, night shift, overtime, and upcountry pay; operation at the refinery; and discipline remuneration. Employees have the right to apply for membership of “Bangchak Public Company Limited Provident Fund” by choosing the accumulated at a rate of five percent or ten percent of the salary and the Company will pay the same rate to the Fund. In 2012, the Company paid remuneration to the personnel in the form of salary, shift, night shift, overtime, upcountry, refinery stand-by pay, discipline pay, special bonus and other welfare, with a total of 1,292 million Baht.

Significant changes in number employee for the past three years

- None (Total employee in year 2011 were 1,031 persons, which declined slightly to 1,029 persons in year 2013)

Human Resource Development

Continuously, the Company has focused on personnel development to strengthen their capability and enable their work to correspond to its goals, policies, and directions and enable the Company to remain internationally competitive so as to accommodate the growth of the ASEAN Community (Further details are included in the Sustainability Report).



Board of Directors

Prof. Dr. Chai-Anan Samudavanija
Vice Chairman (Independent Director)

Mr. Pichai Chunhavajira
Chairman





Dr. Anusorn Tamajai
Independent Director

Mr. Surin Chiravisit
Independent Director

Board of Directors

Mr. Suthep Wongvorazathe
Independent Director

General Dapong Ratanasuwan
Independent Director

Mrs. Arunporn Limskul
Independent Director

A green-toned illustration depicting sustainable energy and community. In the background, there are wind turbines and solar panels. In the foreground, two men in suits are seated on a large, stylized green structure. The structure has a circular base with the word 'Algae' written on it. Below the base, there are several oval-shaped structures, possibly representing algae cultivation or water treatment. A sign with Thai text 'สำหรับน้ำดื่ม' (For drinking water) is visible. Other elements include a car, a bicycle, and a person walking. The overall theme is environmental sustainability and community well-being.

Mr. Krairit Nilkuha
Director

Mr. Prasong Poontaneat
Director

Board of Directors

Mr. Sarakorn Kulatham
Director

Mr. Chaiwat Kovavisarach
Director





Mr. Supattanapong Punmeechaow
Director

Mr. Vikrom Koompirochana
Director

Mr. Vichien Usanachote
President


Board of Directors



Mr. Pichai Chunhavajira

Chairman and Director with Authorized Signature (Started on April 24, 2012)

- **Age 64**
- **Education / Training**
 - B.A. (Accounting), Thammasat University
 - M.B.A. (Business Administration), Indiana University of Pennsylvania, USA
 - Honorary Ph.D. (Accounting), Thammasat University
 - Honorary Ph.D. (Financial Management), Mahasarakham University
 - Public and Private Joint Program (Class 13), National Defence College
 - Certified Auditor
 - Director Accreditation Program (DAP 49/2006), Thai Institute of Directors (IOD)
 - Director Certification Program (DCP 143/2011), Thai Institute of Directors (IOD)
 - Capital Market Academy, Class 5
- **Experience**
 - 2001 - 2013 : Director, PTT Exploration and Production Public Company Limited
 - 2010 - 2012 : Chairman, Thail Public Company Limited
 - 2008 - 2012 : Chairman, Thail Ethanol Company Limited
 - 2009 - 2011 : Director, PTT Public Company Limited
 - : Director, IRPC Public Company Limited
 - 2005 - 2011 : Director, Thai Airway International Public Company Limited
 - 2000 - 2011 : Director, Thail Power Company Limited
 - 1998 - 2011 : Director, The Bangchak Petroleum Public Company Limited
 - 2008 - 2009 : Chief Financial Officer, PTT Public Company Limited
 - 2007 - 2009 : Director, PTT Aromatics and Refining Public Company Limited
 - 2005 - 2009 : Director, PTT Chemical Public Company Limited
 - 1999 - 2007 : Director, The Aromatics (Thailand) Public Company Limited
 - 2000 - 2009 : Chairman, Thai Petroleum Pipeline Company Limited
 - 1996 - 2009 : Director, Dhipaya Insurance Public Company Limited
 - 2003 - 2008 : Director and Audit Committee member, Siam Commercial Bank Public Company Limited
 - 2001 - 2007 : Senior Executive Vice President, Finance and Accounting, PTT Public Company Limited
- **Other directorship positions / other positions at present**
 - Subsidiaries/Related Company
 - None -
 - Other listed companies
 - None -
 - Non-listed companies
 - Chairman, Top Maritime Service Company Limited
 - Chairman of the Board of Executive Directors, Small and Medium Enterprise Development Bank of Thailand
 - Chairman of the Management Accounting Committee, Federation of Accounting Professions Under The Royal Patronage of His Majesty The King
 - Chairman of Thammasat Association Under The Royal Patronage of His Majesty The King
 - Member of the University Council ,Assumption University
 - Members of the University Council, Thammasat University
 - President Committee of Investment , Social Security Office
 - President, Thailand Boxing Association
- **Shareholding in the Company** : 0.014525% (200,000 shares) (As of December 31, 2013)
- **Family relationship among executives** : None



Prof. Dr. Chai-Anan Samudavanija

Vice Chairman (Independent Director) and Director with Authorized Signature

(Started on April 24, 2003)

Chairman of the Nomination and Remuneration Committee

- **Age 69**

- **Education / Training**

- Doctorate degree, University of Wisconsin (Madison)
- Master's degree, University of Wisconsin (Madison)
- Bachelor's degree, Victoria University of Wellington, New Zealand
- Certificate, Social Planning, United Nations Asian Institute
- Honorary doctorate (development administration), National Institute of Development Administration
- Honorary doctorate, Edgewood University
- Honorary doctorate and outstanding alumnus, University of Wisconsin (Madison)
- Honorary degree, National Defence College
- Honorary doctorate, Chiang Mai University
- Director Certification Program (DCP), Thai Institute of Directors (IOD)
- Role of the Compensation Committee (RCC), Thai Institute of Directors (IOD)

- **Experience**

- 2006 - 2008 : Member, National Legislative Assembly
- : Chairman, Standing Committee of Education and Sport
- : Chairman, Office of the Basic Education Commission
- : Director, College of Management, Mahidol University
- 2005 - 2009 : President, The Royal Institute
- : Chairman, Electricity Generating Authority of Thailand
- : Chairman, Electricity Generating Public Company Limited
- : Chairman of Audit Committee, Krungthai Bank Public Company Limited
- : Director, State Enterprise Policy Committee
- : Executive Director, National Research Council
- : Director, Office of the Public Sector Development Commission (OPDC)
- 2003 : Vice President, The Royal Institute
- 1998 - 2000 : Judge, Constitutional Court
- 1996 - June 2007 : Director, Vajiravudh College
- 1981 : Fellow of the Academy of Moral and Political Sciences, The Royal Institute

- **Other directorship positions / other positions at present**

- Subsidiaries/Related Company
 - None -
- Other listed companies
 - None -
- Non-listed companies
 - Chairman, Institute of Public Policy Studies

- **Shareholding in the Company** : None (As of December 31, 2013)

- **Family relationship among executives** : None



Dr. Anusorn Tamajai

Independent Director (Started on April 25, 2002)

Chairman of Audit Committee

- **Age 47**

- **Education / Training**

- Ph.D.Econ. (International economics, finance and development), Fordham University New York, USA
- M.B.A., Southeastern University
- M.Econ, Fordham University New York, USA
- B.A. (Political Science) (Honours), Chulalongkorn University
- State-enterprise Leadership Development for Senior Managers (Class 2) King Prajadhipok's Institute
- Director Certification Program (DCP), Thai Institute of Directors (IOD)
- Director Accreditation Program (DAP), Thai Institute of Directors (IOD)
- Strategy and Policy Development (SPD), Thai Institute of Directors (IOD)
- Audit Committee Program (ACP), Thai Institute of Directors (IOD)
- Role of the Chairman Program (RCP), Thai Institute of Directors (IOD)
- Role of the Compensation Committee (RCC), Thai Institute of Directors (IOD)
- Financial Statement for Directors (FSD), Thai Institute of Directors (IOD)
- Monitoring the System of Internal Control and Risk Management (MIR), Thai Institute of Directors (IOD)
- Monitoring the Quality of Financial Reporting (MFR), Thai Institute of Directors (IOD)
- Successful Formulation and Execution of Strategy (SFE), Thai Institute of Directors (IOD)
- How New Foreign Bribery Laws Affect Companies in Thailand, Thai Institute of Directors (IOD)
- Anti-Corruption for Executive Program (ACEP5/2013), Thai Institute of Directors (IOD)

- **Experience**

- 2008 - April 2011 : Director and Chairman of Audit Committee, MCOT Public Company Limited
- 2008 - 2011 : Executive Director, The Telecommunications Universal Service Obligation (USO)
- 2008 - 2010 : Director and Chairman of Risk Management Committee, Bank for Agriculture and Agricultural Cooperatives
- 2005 - 2007 : Director, Center for the Promotion of National Strength on Moral Ethics And Values, Moral Center, Office of the Prime Minister
- 2005 - 2006 : Managing Director, BT Asset Management Company Limited
- 2002 - 2006 : Director, Family Know How Company Limited (a subsidiary of Stock Exchange of Thailand)
- 2002 - 2006 : Director and Chairman of Internal Audit Committee, Thailand Post Company Limited
- 2002 - 2005 : Senior Director, Research and Fund Management Office, Bankthai Public Company Limited
- 2000 : Vice President, Corporate Regulatory, Research and Public Affairs, Citibank

- **Other directorship positions / other positions at present**

- Subsidiaries/Related Company
 - None -
- Other listed companies
 - Director, Cho Thavee Dollasien Public Company Limited
- Non-listed companies
 - Director, Provincial Waterworks Authority
 - Director, Free Media for Revolution Company Limited
 - Vice President of Research and Academic Service and Dean of Faculty of Economics, Rangsit University
 - Director, Pridi Banomyong Institute
 - Qualified Director, Policy and Public Debt Management Committee, Public Debt Management Office, Ministry of Finance
 - Member, Sub-committee on Performance Evaluation of State-Owned Enterprises, Ministry of Finance
 - Qualified Director and director, Office of Academics (Economics) National Research of Thailand
 - Chairman of sub-committee, Education Management and Steps towards ASEAN Economic Community (AEC), Education Council
 - Director, office of the Start Up Fund, Office of the Higher Education Commission, Ministry of Education

- **Shareholding in the Company : None (As of December 31, 2013)**

- **Family relationship among executives : None**



Mr. Surin Chiravisit

Independent Director and Director with Authorized Signature (Started on April 8, 2010)

- **Age 66**
- **Education / Training**
 - LL.B., Ramkhamhaeng University
 - B.Ed., Srinakharinwirot University
 - LL.M., Chulalongkorn University
 - Investigation of the criminal case program, Batch#44, The Royal Thailand Police
 - Senior Administrator Program, Batch#29, Ministry of Interior
 - Senior Executive Program, Batch#21, Office of The Civil Service Commission
 - The National Defence Course, Class 40, National Defence College
 - Politics and Government in Democracy for Executives (Class 6), King Prajadhipok's Institute
 - Director Certification Program (DCP), Thai Institute of Directors (IOD)
 - How to Develop a Risk Management Plan (DRP), Thai Institute of Directors (IOD)
 - Successful Formulation and Execution of Strategy (SFE), Thai Institute of Directors (IOD)
 - Role of the Nomination and Governance Committee (RNG), Thai Institute of Directors (IOD)
- **Experience**
 - 2006 - retirement : Secretary General, Social Security Office
 - 2005 : Deputy Permanent Secretary, Ministry of Labor, Office of the Permanent Secretary for Ministry of Labor
 - 2004 : Director General, Department of Labor Protection and Welfare
 - 2000 : Director General, Department of Skill Development
 - 2538 : Deputy Director-General, Department of Employment
 - 2536 : Assistant Under-Secretaries, Ministry of Labour and Social Welfare
- **Other directorship positions / other positions at present**
 - Subsidiaries/Related Company
 - None -
 - Other listed companies
 - None -
 - Non-listed companies
 - None -
- **Shareholding in the Company** : None (As of December 31, 2013)
- **Family relationship among executives** : None



General Dapong Ratanasuwan

Independent Director and Director with Authorized Signature (Started on April 5, 2011)
Chairman of the Corporate Governance Committee

- **Age 60**
- **Education / Training**
 - Bachelor of Science, Chulachomklao Royal Military Academy, Class 23, Year 1975
 - Infantry Major Course (Infantry School of New Zealand Army), Year 1982
 - Command and General Staff College, Royal Thai Army, Class 63
 - Army War College, Class 42
 - Master Degree, Public Administration, Sri Pathum University, 2000
 - Diploma, the National Defense Course, National Defense College, 2006
 - Senior Executive Program, Batch#10, Capital Market Academy
 - Director Accredited Program (DAP), Thai Institute of Directors (IOD)
- **Experience**
 - 2011 - Present : Deputy Army Commander-in-Chief
 - 2010 : Director, Industrial Estate Authority of Thailand
 - : Director, Defence Technology Institute (Public Organization)
 - 2010 : Army Chief of Staff
 - : Secretary-General, The Internal Security Operations Command
 - 2009 : Army Deputy Chief of Staff
 - 2008 : Army Assistant Chief of Staff for Operations
 - 2007 : Deputy Commanding General, 1st Army Area Command
 - 2006 : Commanding General, 1st Infantry Division, King's Guard
- **Other directorship positions / other positions at present**
 - Subsidiaries/Related Company
 - None -
 - Other listed companies
 - None -
 - Non-listed companies
 - None -
- **Shareholding in the Company** : None (As of December 31, 2013)
- **Family relationship among executives** : None





Mr. Suthep Wongvorazathe

Independent Director and Director with Authorized Signature (Started on October 30, 2012)


- **Age 65**
- **Education / Training**
 - Master of Business Administration, University of Wisconsin, U.S.A.
 - Bachelor of Business Administration, University of Wisconsin, U.S.A.
 - Director Accreditation Program (DAP48/2005), Thai Institute of Directors (IOD)
- **Experience**
 - 2010 - 2011 : Chairman of the Executive Board, Export-Import Bank of Thailand
 - 2009 - 2011 : Director, Board of Investment of Thailand
 - 2008 - 2010 : Advisor, Committee on National Debt Solution
 - 2007 - 2010 : Chairman and Chief Executive Officer, Pacific Assets Public Company Limited
 - 2006 - 2007 : Vice Chairman, Bliss-Tel Public Company Limited
 - 2001 - 2007 : Vice Chairman, The International Engineering Public Company Limited
- **Other directorship positions / other positions at present**
 - Subsidiaries/Related Company
 - None -
 - Other listed companies
 - Chairman, Khonburi Sugar Public Company Limited
 - Independent Director, Chumporn Palm Oil Industry Public Company Limited
 - Chairman, Seamico Securities Public Limited Company
 - Non-listed companies
 - Managing Director, SGE Capital Company Limited
 - Director, Asia Kangnam Company Limited
- **Shareholding in the Company** : None (As of December 31, 2013)
- **Family relationship among executives** : None



Mrs. Arunporn Limskul

Independent Director (Started on April 10, 2013)

- **Age 46**
- **Education / Training**
 - Master of Business Administration, Asian Institute of Technology
 - Bachelor of Science (Materials Science), Chulalongkorn University
 - Director Certification Program (DCP 161/2012), Thai Institute of Directors (IOD)
 - Strategic Customer Management, Hong Kong
 - Customer Experience Management, London
 - Customer Relationship Management in Mobile Industry, London
 - Customer Relation in Mobile Industry, Spain
- **Experience**
 - 2010 - 2011 : Executive Vice Presidents, Head of the CRM & Electronic Channel Division, Siam Commercial Bank Plc
 - 2000 - 2010 : Assistant Vice President, Customer Relationship Management, Advanced Info Service PlcOther directorship positions
- **Other directorship positions / other positions at present**
 - Subsidiaries/Related Company
 - None -
 - Other listed companies
 - Director, Krungthai Bank Plc
 - Director, Krungthai Card Plc
 - Non-listed companies
 - Qualified Director, Office of Small and Medium Enterprises Promotion
 - Management Director, One Tablet Pc Per Child Project
 - Director, School of Management, Asian Institute of Technology (AIT)
- **Shareholding in the Company** : None (As of December 31, 2013)
- **Family relationship among executives** : None



Mr. Krairit Nilkuha

Director and Director with Authorized Signature (Started on February 19, 2010)

Chairman of the Enterprisewide Risk Management Committee

- **Age 62**
- **Education / Training**
 - B-B.Sc. in Mechanics Engineering, Kasetsart University
 - M.Sc. in Petroleum Engineering, New Mexico Institute of Mining and Technology, USA
 - Diploma, the National Defense Course, Class 48 (2005), National Defence College
 - Audit Committee Continuing and Development Program (ACP 24/2008), Thai Institute of Directors
 - Senior Executive Program, Batch#8, Capital Market Academy
- **Experience**
 - 2010 - 2013 : Director, PTT Public Company Limited
 - 2009 - 2012 : Director General Department of Alternative Energy Development and Efficiency
 - 2008 - 2009 : Deputy Permanent Secretary, Ministry of Energy
 - 2005 - 2008 : Director - General, Department of Mineral Fuels
 - 2005 - 2007 : Director, PTT Exploration and Production Public Company Limited
 - 2003 - 2005 : Deputy Director - General, Department of Mineral Fuels
 - 1998 - 2005 : Sub-Committee of the Petroleum Committee
 - 1998 - 2005 : Secretary of the Petroleum Committee
- **Other directorship positions / other positions at present**
 - Subsidiaries/Related Company
 - None -
 - Other listed companies
 - None -
 - Non-listed companies
 - Chairman, Technical Petroleum Training Institute Foundation
 - Director, Thai Credit Guarantee Corporation (TCG)
 - Director, PEA International Co.,Ltd
- **Shareholding in the Company** : None (As of December 31, 2013)
- **Family relationship among executives** : None





Mr. Prasong Poontaneat

Director (Started on April 24, 2012)

- **Age 54**
- **Education / Training**
 - Bachelor of Business Administration in Accounting, Rajamangala University of Technology
 - Bachelor of Laws, Sukhothai Thammathirat Open University
 - Master of Business Administration (Organization Management), Dhurakij Pundit University
 - Director Certification Program (DCP), Thai Institute of Directors (IOD)
- **Experience**
 - 2011 - Present : Director General, State Enterprise Policy Office
 - 2010 - 2011 : Director General, Thailand Customs Department
 - 2009 - 2010 : Inspector General, Ministry of Finance
 - 2008 - 2009 : Deputy Director General, Revenue Department
- **Other directorship positions / other positions at present**
 - Subsidiaries/Related Company
 - None -
 - Other listed companies
 - None -
 - Non-listed companies
 - Director, State Enterprise Policy Office
 - Chairman, Export - Import Bank of Thailand
 - Vice Chairman, Financial Institutions Development Fund
- **Shareholding in the Company** : None (As of December 31, 2013)
- **Family relationship among executives** : None





Mr. Sarakorn Kulatham

Director and Director with Authorized Signature (Started on April 8, 2010)

- **Age 59**
- **Education / Training**
 - B.Sc. (Sanitation), Chulalongkorn University
 - M.S. (Civil Engineering), University of Missouri, USA
 - Finance for Non Finance Executive (2007)
 - PTT Group EVP Leadership Development Program Class 1 (2008)
 - IMD - BPSE (2009)
- **Experience**
 - 2010-Present : Senior Executive Vice President, International Trading Unit, PTT Plc.
 - 2010 - 2010 : Executive Vice President, International Trading Unit, PTT Plc.
 - 2009 - 2010 : Executive Vice President, PTT Plc. (working at Alliance Refining Co., Ltd.)
 - 2007 - 2009 : Executive Vice President, PTT Plc. (working at Alliance Refining Co., Ltd.)
 - 2004 - 2007 : Vice President, PTT Plc. (working at Alliance Refining Co., Ltd.)
 - 2001 - 2004 : Vice President, Petroleum Products and LPG Trading Department, PTT Plc.
- **Other directorship positions / other positions at present**
 - Subsidiaries/Related Company
 - None -
 - Other listed companies
 - Senior Executive Vice President, International Trading Unit, PTT Plc.
 - Non-listed companies
 - Director, PTT International Trading Pte.Ltd.
- **Shareholding in the Company** : None (As of December 31, 2013)
- **Family relationship among executives** : None



Mr. Chaiwat Kovavisarach

Director and Director with Authorized Signature (Started on October 30, 2012)

- **Age 48**
- **Education / Training**
 - M.Eng., Asian Institute of Technology (AIT)
 - M.B.A., Thammasat University
 - B.Eng. (Honor), King Mongkut's Institute of Technology Ladkrabang (KMITL)
 - Investment Banking, Kellogg Business School, Northwestern University
 - Director Certification Program (DCP), Thai Institute of Directors (IOD)
 - Role of the Nomination and Governance Committee (RNG), Thai Institute of Directors (IOD)
- **Experience**
 - 2007 - Present : Advisor, Avantgarde Capital Company Limited
 - 2002 - 2006 : Managing Director, TURNAROUND Company Limited
 - 1996 - 2002 : Director, SG Securities (Singapore) PTE.LTD.
 - 2000 - 2001 : Director, Investment Banking Club, Association of Thai Securities Companies
 - 1993 - 1996 : Investment Banker, Asset Plus Fund Management Company Limited
 - 1987 - 1993 : Engineer, The Siam Cement Public Company Limited
- **Other directorship positions / other positions at present**
 - Subsidiaries/Related Company
 - None -
 - Other listed companies
 - None -
- **Non-listed companies**
 - Director, Asia Insurance (1950) Company Limited
 - Advisor, AvantGarde Capital Company Limited
 - Subcommittee, Government Pension Fund
 - Director, Suan Kulab Witthayalai Alumnus Association Under the Royal Patronage of H.M.the King
- **Shareholding in the Company** : None (As of December 31, 2013)
- **Family relationship among executives** : None





Mr. Vikrom Koompirochana

Director and Director with Authorized Signature (Started on April 10, 2013)

- **Age 67**
- **Education / Training**
 - Ph.D., History of International Relations, Michigan State University, USA
 - M.A., History, Michigan State University, USA
 - B.A. (History), Chulalongkorn University
 - Honorary Doctorate Degree in Humanities from Schiller International University, London
 - Director Accreditation Program (DAP 63/2007), Thai Institute of Directors (IOD)
 - Certificate, High-Level Management Program, Capital Market Academy (CMA 14/2012)
 - Anti-Corruption for Executive Program (ACEP7/2013), Thai Institute of Directors (IOD)
- **Experience**
 - 2007 - 2009 : Chairman, Dragon One PLC
 - 2007 - 2008 : Director, Thai Airways International PLC
 - 2003 - 2006 : Ambassador of Thailand to the United Kingdom of Great Britain and Northern Ireland, and Ambassador of Thailand to Republic of Ireland
 - 2005 : Director, Thai Airways International PLC
 - 2002 : Ambassador of Thailand to Rome, Italy
 - 2000 - 2001 : Deputy Permanent Secretary, Ministry of Foreign Affairs
 - 1997 - 1999 : Ambassador of Thailand to Wellington, New Zealand
 - 1996 : Ambassador of Thailand to Kuala Lumpur, Malaysia
 - 1991 - 1995 : Ambassador of Thailand to Singapore
- **Other directorship positions / other positions at present**
 - Subsidiaries/Related Company
 - None -
 - Other listed companies
 - Independent Director and Chairman of Audit Committee, Oishi Group PLC
 - Chairman, Country Group Development PLC
- **Non-listed companies**
 - Commissioner, Securities and Exchange Commission
 - Chairman, Sports and Recreation Management Co., Ltd.
 - Honorary Advisor, British Chamber of Commerce Thailand (BCCT)
 - Director, Universal Utilities Co., Ltd
- **Shareholding in the Company** : None (As of December 31, 2013)
- **Family relationship among executives** : None



Mr. Supattanapong Punmeechaow

Director (Started on October 30, 2013)

- **Age 54**
- **Education / Training**
 - B. Eng. (Chemical Engineering), Chulalongkorn University
 - M.B.A., Chulalongkorn University
 - Advance Management Program, INSEAD University, France
 - The National Defence Course (Class 50) and The Joint State-Private Sector Course (Class 20), National Defence College
 - Director Certification Program (DCP 131/2010), Thai Institute of Directors (IOD)
 - The Role of Chairman (RCP 30/2013), Thai Institute of Directors (IOD)
 - Oxford Energy Seminar 2013, United Kingdom
- **Experience**
 - 2011 - Present : Senior Executive Vice President, Corporate Strategy, PTT Plc.
 - 2009 - 2011 : Senior Executive Vice President, Business Development, PTT International Co.,Ltd.
and Executive Vice President, Corporate Strategy, PTT Plc.
 - 2006 - 2008 : Executive Committee, SCB Securities Co.,Ltd.
 - 1995 - 2005 : Managing Director, SCB Securities Co.,Ltd.
- **Other directorship positions / other positions at present**
 - Subsidiaries/Related Company
 - None -
 - Other listed companies
 - Senior Executive Vice President, Corporate Strategy, PTT Plc.
- **Non-listed companies**
 - Director, PTT International Co.,Ltd.
 - Director, Sakari Resources Limited
- **Shareholding in the Company** : None (As of December 31, 2013)
- **Family relationship among executives** : None






Mr. Vichien Usanachote

President and Director with Authorized Signature (Started on January 1, 2012)

- **Age 58**
- **Education / Training**
 - Master of Engineering, Ohio State University, USA
 - BS (Engineering), Chulalongkorn University
 - Advanced Diploma in Public Law and Management # 7, King Prajadhipok's Institute
 - Diploma, Senior Executive Program (SEP-23), Sasin Graduate Institute of Business Administration of Chulalongkorn University
 - Advanced Senior Executive Program, (ASEP 5 - Sasin-Kellogg, School of Management of Northwestern University, USA) Sasin Graduate Institute of Business Administration of Chulalongkorn University
 - Diploma, Advanced Security Management Program (ASMP 2), The National Defence College Association of Thailand
 - Certificate, Program for Senior Executives Class 17 (CMA 17), Capital Market Academy, Stock Exchange of Thailand
 - Director Certification Program (DCP), Thai Institute of Directors (IOD)
 - Finance for Non-Finance Director (FND), Thai Institute of Directors (IOD)
- **Experience**
 - 2005 - 2012 : Senior Executive Vice President, Refinery Business
 - 2003 : Senior Consultant, Acting Senior Executive Vice President
 - 2002 : Senior Executive Vice President, Planning and Logistics
 - 2001 : Senior Consultant
 - 2000 : Senior Executive Vice President, Marketing Business Unit
 - 1993 : Senior Executive Vice President, Marketing / Manufacturing
- **Other directorship positions / other positions at present**
 - Subsidiaries/Related Company
 - Chairman, Bangchak Biofuel Company Limited
 - Other listed companies
 - None -
 - Non-listed companies
 - Vice President, Ubon Bio Ethanol Company Limited
 - Activities Committee Chairman, Environmental Engineering Association of Thailand
- **Shareholding in the Company** : 0.0000055% (77 shares) (As of December 31, 2013)
- **Family relationship among executives** : None

Executive Management

Mr. Vichien Usanachote
President





Mr. Wattana Opanon-amata
First Senior Executive Vice President

Mr. Yodphot Wongrukmit
Senior Executive Vice President

Executive Management

Mr. Bundit Sapianchai
Senior Executive Vice President





Mr. Surachai Kositsareewong
Senior Executive Vice President

Mr. Pongchai Chaichirawiwat
Acting Senior Executive Vice President

Executive Management

Mr. Pongchai Chaichirawiwat
Acting Senior Executive Vice President





Mr. Somchai Tejavanija
Executive Vice President

Mr. Chalermchai Udomranu
Executive Vice President

Executive Management

Mr. Pichit Wongrujiravanich
Senior Vice President

Dr. Kitti Nivatvongs
Senior Vice President





Mr. Dhanajit Makarananda
Senior Vice Presiden

Mr. Phichet Emwattana
Senior Vice President

Mr. Chokchai Atsawarangsalit
Senior Vice President

Executive Management



Mr. Vichien Usanachote

President

- **Age 58**
- **Education / Training**
 - Master of Engineering, Ohio State University, USA
 - BS (Engineering), Chulalongkorn University
 - Advanced Diploma in Public Law and Management # 7, King Prajadhipok's Institute
 - Diploma, Senior Executive Program (SEP-23), Sasin Graduate Institute of Business Administration of Chulalongkorn University
 - Advanced Senior Executive Program, (ASEP 5 - Sasin-Kellogg, School of Management of Northwestern University, USA) Sasin Graduate Institute of Business Administration of Chulalongkorn University
 - Diploma, Advanced Security Management Program (ASMP 2), The National Defence College Association of Thailand
 - Certificate, Program for Senior Executives Class 17 (CMA 17), Capital Market Academy, Stock Exchange of Thailand
 - Director Certification Program (DCP), Thai Institute of Directors (IOD)
 - Finance for Non-Finance Director (FND), Thai Institute of Directors (IOD)
- **Experience**
 - 2005 - 2012 : Senior Executive Vice President, Refinery Business
 - 2003 : Senior Consultant, Acting Senior Executive Vice President
 - 2002 : Senior Executive Vice President, Planning and Logistics
 - 2001 : Senior Consultant
 - 2000 : Senior Executive Vice President, Marketing Business Unit
 - 1993 : Senior Executive Vice President, Marketing / Manufacturing
- **Other directorship positions / other positions at present**
 - Subsidiaries/Related Company
 - Chairman, Bangchak Biofuel Company Limited
 - Other listed companies
 - None -
 - Non-listed companies
 - Vice President, Ubon Bio Ethanol Company Limited
 - Activities Committee Chairman, Environmental Engineering Association of Thailand
- **Shareholding in the Company** : 0.0000055% (77 shares) (As of December 31, 2013)





Mr. Wattana Opanon-amata

First Senior Executive Vice President, Refinery Business

- **Age 57**

- **Education / Training**

- MS (Chemical Engineering), Chulalongkorn University
- BS (Chemical engineering), Chulalongkorn University
- Mini-MBA (Class 21), Chulalongkorn University
- Certification of Process Engineer, JCCP, Japan
- Advanced Certification in public administration and public law, King Prajadhipok's Institute (Por.Ror.Mor.6)
- Certification of Enterprisewide Risk Management, Sasin Graduate Institute of Business Administration of Chulalongkorn University
- Director Certification Program Refresher Course (RE DCP), Thai Institute of Directors (IOD)
- Director Certification Program (DCP) (Class 36), Thai Institute of Directors (IOD)
- Audit Committee Program (ACP), Thai Institute of Directors (IOD)
- Finance for Non-finance Director Course (FND), Thai Institute of Directors (IOD)
- Certificate of Management of Thinking and Cultural Conflicts, Class 2, National Defence College Alumni Think Tank
- Diploma of Advanced Security Management Program (ASMP 3), The National Defence College Association of Thailand
- Certificate of Executive Leadership Program (ELP 5), Nida-Wharton, School of University of Pennsylvania, USA
- Certificate of Senior Executive Program (SEP-24), Sasin Graduate Institute of Business Administration of Chulalongkorn University
- Certificate of Advanced Senior Executive Program (ASEP 6 - Sasin-Kellogg, School of Management of Northwestern University, USA) Sasin Graduate Institute of Business Administration of Chulalongkorn University

- **Experience**

The Bangkok Petroleum Public Company Limited

- 2013 - present : First Senior Executive Vice President, Refinery Business
- 2006 - 2013 : Senior Executive Vice President, Corporate Administration and Information Technology
- 2004 - 2005 : Senior Consultant, Acting Senior Executive Vice President
- 2001 - 2004 : Executive Vice President
- 2000 - 2001 : Senior Vice President, Planning and Supply
- 1994 - 2000 : Senior Vice President, Marketing and Engineering Service

- **Other directorship positions / other positions at present**

- Other listed companies
 - None -
- Non-listed companies
 - Director, Bangchak Biofuel Company Limited
 - Member of Chemical Engineering Committee for 2011-2013, The Engineering Institute of Thailand under H.M. the King's Patronage
 - Committee member, Thailand Business Council for Sustainable Development
 - Member of Green Labeling Project Management Committee, Thailand Environment Institute (TEI)
 - Member of Certified GHG Emission Reductions for Building Committee, Thailand Environment Institute (TEI)
 - Chairman of CSR Club, Thai Listed Companies Association, The Stock Exchange of Thailand
 - Member of Board of Trustee, ASEAN CSR Network
 - Academic Advisor of Corporate Social Responsibility Institute (CSRI), The Stock Exchange of Thailand
 - Specialized Committee Member on Analysis of Master of Engineering Program in, King Mongkut's Institute of Technology Ladkrabang, 2011
 - Member of the Application of Sufficiency Economy Movement in private sector sub-committee, Research and Development Institute of Sufficiency Economy Philosophy Foundation
 - Member of the Use and Production Of the Renewable Energy Certification Committee, Thailand Business Council for Sustainable Development (TBCSD) and Thailand Environment Institute Foundation (TEI)
 - Member of the Committee for the Follow-up and Expansion the Reduction of Unequal Distribution of Revenue Project for 2011-2013, The Thai Chamber of Commerce

- **Shareholding in the Company** : 0.000228 % (3,146 shares) (As of December 31, 2013)



Mr. Yodphot Wongrukmit

Senior Executive Vice President, Corporate Administration and Information Technology

- **Age 54**

- **Education / Training**

- MBA, MTSU, USA
- BA (Economics) (2nd Class Honors), University of the Thai Chamber of Commerce
- Graduate Diploma National Defence College (NDC 2554)
- NIDA-Wharton Executive Leadership Program # 6/2010
- Graduate Diploma in Public Law and Management # 9/2010, King Prajadhipok's Institute
- Director Certification Program (DCP111), Thai Institute of Directors (IOD)
- Successful Formulation & Execution of Strategy (SFE), Thai Institute of Directors (IOD)
- Anti-Corruption for Executive Program (ACEP6/2013), Thai Institute of Directors (IOD)
- JCCP "Advanced Marketing" (Japan)
- The Leadership GRID

- **Experience**

The Bangchak Petroleum Public Company Limited

- 2013 - present : Senior Executive Vice President, Corporate Administration and Information Technology
- 2012 : Senior Executive Vice President, Marketing Business
- 2011 : Acting Senior Executive Vice President, Marketing Business
- 2008 : Executive Vice President, Marketing Business
- 2007 : Executive Vice President, Retail Marketing
- 2004 : Senior Vice President, Retail Marketing
- 2001 : Vice President, Retail Marketing
- 1998 : Senior Manager, Central District
- 1994 : Manager, North and Central Districts

- **Other directorship positions / Other positions at present**

- Other listed companies
 - None -
- Non-listed companies
 - Director, Bangchak Green Net Company Limited

- **Shareholding in the Company** : 0.003203 % (44,096 shares) (As of December 31, 2013)





Mr. Bundit Sapianchai

Senior Executive Vice President, Renewable Energy Business

- **Age 49**

- **Education / Training**

- Master's degree in engineering, Asian Institute of Technology (AIT), Thailand
- Bachelor of Engineering, King Mongkut's Institute of Technology Ladkrabang
- Director Accredited Program 28/2004 (DAP), Thai Institute of Directors (IOD)
- Director Certification Program 53/2005 (DCP), Thai Institute of Directors (IOD)
- Management in Globalizing Era (Ex-PSM 5), Fiscal Policy Research Institute
- Advanced Diploma, Public Administration and Public Law (Class of 10th) , King Prajadhipok's Institute
- Diploma, The joint State-Private Sector Course, National Defence College (Class of 25th)

- **Experience**

The Bangchak Petroleum Public Company Limited

- 2013 - present : Senior Executive Vice President, Renewable Energy Business
- 2012 - 2013 : Senior Executive Vice President, Business Development and Strategy
- 1998 - 2012 : Executive Vice President, Corporate Business Development

Others

- 1988 - 1994 : Commercial Manager, National Petrochemical Public Company Limited
- 1994 - 1997 : Marketing Director, PTT Petrochemical Company Limited
- 1997 - 2004 : Business Director, Air Liquide (Thailand) Company Limited
- 2004 - 2008 : Executive Vice President, Finance and Strategy, NFC Fertilizer Public Company Limited

- **Other directorship positions / Other positions at present**

- Other listed companies
 - None -
- Non-listed companies
 - Chairman, Bangchak Solar Energy Company Limited
 - Chairman, Bangchak Solar Energy Company (Prachinburi) Limited
 - Chairman, Bangchak Solar Energy Company (Chaiyaphum 1) Limited
 - Chairman, Bangchak Solar Energy Company (Buriram) Limited
 - Chairman, Bangchak Solar Energy (Buriram 1) Company Limited
 - Chairman, Bangchak Solar Energy (Nakhonratchasima) Company Limited
 - Vice Chairman, Ubon Agricultural Energy Company Limited
 - Vice Chairman, Ubon Bio Gas Company Limited
 - Vice Chairman, NP Bio Energy Company Limited
 - Managing Director, Bangchak Biofuel Company Limited
 - Director, Ubon Bio Ethanol Company Limited

- **Shareholding in the Company** : 0.002317 % (31,895 shares) (As of December 31, 2013)





Mr. Surachai Kositsareewong

Senior Executive Vice President, Accounting and Finance

- **Age 51**

- **Education / Training**

- Master of Business Administration, Stetson School of Economics and Business Administration Mercer University, USA
- BA in Merchant Marine, Faculty of Commerce and Accounting, Chulalongkorn University
- Director Certification Program (DCP), Thai Institute of Directors (IOD)
- Director Accreditation Program (DAP), Thai Institute of Directors (IOD)
- Audit Committee Program (ACP), Thai Institute of Directors (IOD)
- Executive Development Program (EDP), Fiscal Policy Research Institute
- Intermediate Certificate Course in Good Governance for Middle Level Executives (#12) Public Director Institute

- **Experience**

The Bangchak Petroleum Public Company Limited

- 2013-Present : Senior Executive Vice President, Accounting and Finance
- 2012 : Acting Senior Executive Vice President, Accounting and Finance
- 2009 : Executive Vice President, Accounting and Finance

Others

- Jan - Nov 2012 : Director, MCOT Public Company Limited
- 1998 - 2004 : Vice president, Treasury Department, Small and Medium Enterprise Development Bank of Thailand
- 2004 - 2007 : Independent director and audit committee member, Wyncoast Industrial Park Public Company Limited
- 2005 - 2007 : Consultant in business, finance, and investment, Libra Law Office (Thailand)
- 2007 - 2009 : Vice President (Administration) and Chief Finance Officer, Dhanarak Asset Development Company Limited

- **Other directorship positions / Other positions at present**

- Other listed companies
 - Director, MCOT Public Company Limited
- Non-listed companies
 - Director, Bangchak Biofuel Company Limited
 - Director, Bangchak Green Net Company Limited
 - Director, Bangchak Solar Energy Company Limited
 - Director, Government Savings Bank
 - Commissioner of the Arbitration Committee

- **Shareholding in the Company** : None (As of December 31, 2013)





Mr. Pongchai Chaichirawiwat

Acting Senior Executive Vice President, Marketing Business

- **Age 53**
- **Education / Training**
 - MBA, Thammasat University
 - Master's degree in engineering, Asian Institute of Technology (AIT), Thailand
 - Bachelor's degree in engineering, Chulalongkorn University
 - Diploma, Senior Executive Program (SEP-25), Sasin Graduate Institute of Business Administration of Chulalongkorn University
 - Director Certification Program (DCP), Thai Institute of Directors (IOD)
 - Executive Development Program (EDP) #6, Thai Listed Companies
- **Experience**
 - 2013 - present : Acting Senior Executive Vice President, Marketing Business
 - 2011 : Executive Vice President, Renewable Energy Business, and Managing Director appointed to Bangchak Biofuel Company Limited
 - 2008 : Senior Vice President (Managing Director appointed to Bangchak Biofuel Company Limited)
 - 2007 : Acting Senior Vice President, Commercial Marketing and Lubricants
 - 2006 : Vice President, Business
 - 2004 : Vice President, Retail Marketing
 - 2001 : Senior Manager, Marketing Engineering
 - 1998 : Manager, Marketing Engineering
- **Other directorship positions / Other positions at present**
 - Other listed companies
 - None -
 - Non-listed companies
 - Director, Bangchak Green Net Company Limited
- **Shareholding in the Company** : 0.003205% (44,332 shares) (As of September 12, 2013)





Mr. Kiatchai Maitriwong

Executive Vice President, Corporate Administration and Information Technology

- **Age 54**

- **Education / Training**

- MBA, Thammasat University
- BS (Chemical engineering), Chulalongkorn University
- Advanced Certificate Course in Public Administration and law for Executives (PLM 11), King Prajadhipok's Institute
- Director Certification Program (DCP), IOD
- Executive Development Program (TLCA EDP 10), Thai Listed Companies Association
- Executive Development Program (EDP), Fiscal Policy Research Institute Foundation
- Oil Price Risk Management, Morgan Stanley (USA)
- The Manager Grid, AIM
- Fire & Business Interruption, The Chartered Insurance Institute (CII)
- Energy Leadership Development for Senior Managers (Class 4), Ministry of Energy
- Executive Development Program Coaching for Result, Mahidol University
- Anti-Corruption for Executive Program (ACEP6/2013), Thai Institute of Directors (IOD)
- Management Development Program 2013 (Class 18), Thailand Management Association

- **Experience**

The Bangchak Petroleum Public Company Limited

- 2010 - present : Executive Vice President, Corporate Administration and Information Technology
- 2009 : Senior Consultant
- 2008 : Consultant
- 2007 : Senior Vice President, Planning and Supply
- 2006 : Acting Senior Vice President, Planning and Supply
- 2004 : Vice President, Planning, Planning and Supply
- 2002 : Assistant Vice President, Business Strategy Office
- 2001 : Senior Manager, Planning and Evaluation, Marketing Business
- 1997 : Senior Manager, Oil Supply

Others

- Group leader, PRISM Market Outlook, PTT Group
- Course director of BCP Business Supply chain Economic and PTT PRISM Oil Price Risk Management
- Special instructor for refining and supply businesses, Petroleum Institute of Thailand
- Special course instructor and consultant to Ministry of Energy involved in the development of Energy Leadership Development training programs for senior, middle, and junior managers
- Special course instructor of Process Economics, Chulalongkorn University
- Former Vice chairman and committee member, Petroleum Refining Industrial Group, Federation of Thai Industries

- **Other directorship positions / Other positions at present**

- Other listed companies
 - None -
- Non-listed companies
 - Director, Bangchak Solar Energy Company Limited

- **Shareholding in the Company** : 0.000001% (11 shares) (As of September 12, 2013)





Mr. Somchai Tejavanija

Executive Vice President, Business Development and Strategy

- **Age 50**
- **Education / Training**
 - MBA, Thammasat University
 - B.ENG (Engineering), Kasetsart University
 - Energy Leadership Development for Senior Managers (Class 4), Ministry of Energy
 - Executive Development Program (Session 6), Thai Listed Companies Association
 - Director Certification Program (DCP), Thai Institute of Directors (IOD)
 - Advanced Certificate Course in Public Administration and Law for Executives, King Prajadhipok's Institute
- **Experience**

The Bangchak Petroleum Public Company Limited

 - 2013 - present : Executive Vice President, Business Development and Strategy
 - 2011 : Executive Vice President, Marketing Business, responsible for Retail Marketing, and Acting Vice President, Marketing Business Strategy and Planning
 - 2010 : Senior Vice President-Marketing Business Strategy and Planning, Marketing Business
 - 2008 : Senior Vice President-Retail Marketing
 - 2006 : Vice President-Retail Marketing Development
 - 2003 : Vice President-Associated Company
 - 2002 : Assistant Vice President, Metropolitan Area
 - 2000 : Senior Manager, Metropolitan Area
 - 1996 : Manager, Metropolitan Area
- **Other directorship positions / Other positions at present**
 - Other listed companies
 - None -
 - Non-listed companies
 - Director, Bangchak Solar Energy Company Limited
 - Director, ASEAN Potash Mining Public Company Limited
- **Shareholding in the Company** : 0.002071% (28,522 shares) (As of September 12, 2013)



Mr. Chalermchai Udomranu

Executive Vice President, Refinery Business

- **Age 52**
- **Education / Training**
 - MBA, Thammasat University
 - B. Engineering (Electrical), Chulalongkorn University
 - Anti-Corruption for Executive Program (ACEP6/2013), Thai Institute of Directors (IOD)
 - Director Certification Program, Thai Institute of Directors (IOD)
 - Sasin Executive Program, Sasin Graduate Institute of Business Administration of Chulalongkorn University
- **Experience**
 - 2012 - present : Executive Vice President, Refinery Business
 - 2011 : Senior Vice President, Refinery Operation, Refinery Business
 - 2009 : Vice President, Refinery Operation, Refinery Business
 - 2005 : Vice President, Refinery Project
 - 2003 : Senior Manager, Refinery Project
 - 2001 : Senior Manager, Technical Service Division
 - 2000 : Senior Manager, Maintenance Service Division
 - 1997 : Manager, Maintenance Service Division
- **Other directorship positions / Other positions at present**
 - Other listed companies
 - None -
 - Non-listed companies
 - None -
- **Shareholding in the Company** : 0.000499% (6,865 shares) (As of September 12, 2013)





Dr. Kitti Nivatvongs

Senior Vice President, Refinery Technique, Refinery Business

- **Age 59**
- **Education / Training**
 - Ph.D. (Engineering), Northwestern University
 - MS (Engineering), Mississippi State University
 - BS (Engineering), Chulalongkorn University
- **Experience**
 - 2013 - present : Senior Vice President, Refinery Efficiency Enhancement
 - 2011 : Senior Vice President, Refinery Technique, Refinery Business
 - 2009 : Vice President, Refinery Engineering, Refinery Business
 - 2005 : Vice President, Technique, Refinery Business
 - 2000 : Senior Manager (Engineering)
 - 1999 : Manager, Technique and Environment
- **Other directorship positions / Other positions at present**
 - Other listed companies
 - None -
 - Non-listed companies
 - None -
- **Shareholding in the Company** : 0.002630% (36,213 shares) (As of September 12, 2013)



Mr. Pichit Wongrujiravanich

Senior Vice President, Internal Control Office

- **Age 53**
- **Education / Training**
 - MS (Accounting), Thammasat University
 - BA (Accounting), Thammasat University
 - Certified Public Accountant, license no. 3766
 - Director Accreditation Program (DAP), Thai Institute of Directors (IOD)
 - Audit Committee Program (ACPI), Thai Institute of Directors (IOD)
 - Anti-Corruption for Executive Program (ACEP5/2013), Thai Institute of Directors (IOD)
 - Executive Development Program (EDP12), Thai Listed Companies Association.
- **Experience**
 - 2011 - present : Senior Vice President, Internal Control Office
 - 2005 : Vice President, Internal Control Office
 - 1992 : Assistant to Executive Director, Yontrakit Group
- **Other directorship positions / Other positions at present**
 - Other listed companies
 - None -
 - Non-listed companies
 - None -
- **Shareholding in the Company** : 0.001145% (15,771 shares) (As of September 12, 2013)





Mr. Dhanajit Makarananda

Senior Vice President, Refinery Technique, Refinery Business

- **Age 54**
- **Education / Training**
 - Master of Science in Chemical Engineering, The University of Southwestern Louisiana
 - BS (Chemical technology), Chulalongkorn University
 - Energy Leadership Development for Senior Managers (Class 5), Ministry of Energy
- **Experience**
 - 2013 - present : Senior Vice President, Refinery Technique, Refinery Business
 - 2012 : Senior Vice President, Refinery Engineering, Refinery Business
 - 2011 : Vice President, Refinery Engineering, Refinery Business
 - 2009 : Vice President, Refinery Technique, Refinery Business
 - 2004 : Vice President, Operations, Refinery Business
 - 2001 : Senior Manager, Refining Operations
 - 2000 : Senior Manager (Technique and Environment)
 - 1997 : Senior Manager (Operations)
- **Other directorship positions / Other positions at present**
 - Other listed companies
 - None -
 - Non-listed companies
 - None -
- **Shareholding in the Company** : None (As of September 12, 2013)



Mr. Phichet Emwattana

Senior Vice President, Planning and Logistics, Refinery Business

- **Age 46**
- **Education / Training**
 - MBA, Chulalongkorn University
 - BS (Engineering), Chulalongkorn University
 - Certificate of Senior Executive Program (SEP), Sasri Graduate Institute of Business Administration of Chulalongkorn University
 - Director Certification Program (DCP), Thai Institute of Director (IOD)
- **Experience**
 - 2012 - present : Senior Vice President, Planning and Logistics, Refinery Business
 - 2009 : Vice President, Planning and Logistics, Refinery Business
 - 2008 : Acting Senior Vice President, Planning and Logistics
 - 2007 : Vice President, Corporate Business Development Office
 - 2006 : Senior Manager, Strategy and Risk Management Office
 - 2004 : Senior Manager, Oil Supply and Wholesale Operations
 - 2000 : Manager, Oil Supply and Wholesale Operations
- **Other directorship positions / Other positions at present**
 - Other listed companies
 - None -
 - Non-listed companies
 - None -
- **Shareholding in the Company** : 0.000006% (80 shares) (As of September 12, 2013)





Mr. Chokchai Atsawarangsalit

Senior Vice President, Business Development, Corporate Business Development

- **Age 46**

- **Education / Training**

- MBA, Kasetsart University
- BS (Engineering), Chulalongkorn University
- Director Certification Program (DCP), Thai Institute of Directors (IOD)
- TCLA Executive Development Program (EDP), Thai Listed Companies Association
- Energy Leadership Development for Senior Managers (Class 6), Ministry of Energy
- Executive Development Program 2011, Minister of Finance
- Senior Executive Program (SEP-26), The Sasin Graduate Institute of Business Administration of Chulalongkorn University
- Certificate Course in Thai - Asean Economic Community(Class 3), King Prajadhipok's Institute

- **Experience**

The Bangkok Petroleum Public Company Limited

- 2012 - present : Senior Vice President, Business Development, Corporate Business Development
- 2009 : Vice President, Business Development, Corporate Business Development
- 2007 : Vice President, Company Secretariat, and Company Secretary
- 2005 : Senior Manager, Company Secretariat
- 2004 : Senior Manager, Business Strategy and Enterprise Risk Management Office
- 2003 : Manager, Marketing Business
- 2002 : Manager, Business Strategy and Analysis
- 2000 : Manager, Oil Supply

- **Other directorship positions / Other positions at present**

- Other listed companies
 - None -
- Non-listed companies
 - Director, Bangchak Solar Energy Company (Prachinburi) Limited
 - Director, Bangchak Solar Energy Company (Chaiyaphum1) Limited
 - Director, Bangchak Solar Energy Company (Nakhonrachasima) Limited
 - Director, Bangchak Solar Energy Company (Buriram) Limited
 - Director, Bangchak Solar Energy Company (Buriram1) Limited

- **Shareholding in the Company** : 0.000022% (300 shares) (As of September 12, 2013)





Ms. Revadee Pornpatkul

Vice President, Associated Company Business,
appointed to Bangchak Solar Energy Company Limited

- **Age 53**

- **Education / Training**

- MBA, Thammasat University
- BA (Accounting), Ramkhamhaeng University
- BA (Law), Sukhothai Thammathirat University
- BS (Science), Chulalongkorn University

- **Experience**

The Bangchak Petroleum Public Company Limited

- 2013 - present : Vice President, Associated Company Business, appointed to Bangchak Solar Energy Company Limited
- 2007 : Vice President, Accounting and Taxation, Accounting and Finance
- 2004 : Senior Manager, Accounting, and Acting Vice President, Accounting and Tax
- 2002 : Manager, Accounting
- 2000 : Manager, Revenue Accounting

- **Other directorship positions / Other positions at present**

- Other listed companies
 - None -
- Non-listed companies
 - Managing Director, Bangchak Solar Energy Company
 - Managing Director, Bangchak Solar Energy (Prachinburi) Co., Ltd.
 - Managing Director, Bangchak Solar Energy (Chaiyaphum1) Co., Ltd.
 - Managing Director, Bangchak Solar Energy (Buriram) Co., Ltd.
 - Managing Director, Bangchak Solar Energy (Buriram 1) Co., Ltd.
 - Managing Director, Bangchak Solar Energy (Nakhonratchasima) Co., Ltd.

- **Shareholding in the Company** : None (As of September 12, 2013)



Ms. Naree Jiamwattanasuk

Vice President, Associated Company Business,
appointed to Bangchak Green Net Company Limited

- **Age 57**

- **Education / Training**

- MBA, Thammasat University
- B.Eng. (Mechanical Engineering), Chulalongkorn University

- **Experience**

The Bangchak Petroleum Public Company Limited

- 2013 - present : Vice President, Associated Company Business, appointed to Bangchak Green Net Company Limited
- 2012 - 2013 : Vice President, Associated Company Business, appointed to Bangchak Solar Energy Company Limited
- 2001 - 2011 : Senior Manager, appointed to Bangchak Green net Company Limited
- 2000 - 2001 : Manager, System Section
- 1997 - 1999 : Manager, Account system

- **Other directorship positions / Other positions at present**

- Other listed companies
 - None -
- Non-listed companies
 - Managing Director, Bangchak Green Net Company Limited

- **Shareholding in the Company** : None (As of September 12, 2013)



Changes in the Securities Portfolios of the Board and the Executive



The Company has notified all Board of Directors and Executives team members about the announcement of the Securities and Exchange Commission (SEC), calling on them to report their portfolios, including those of their spouses and children not yet of age, to SEC within 30 days of their appointment to the Board and the management rank, and to do so with each change in portfolio.

Each month the portfolios and changes of the Board and the executives are reported to the Board at their meeting. As of year-end 2013, these portfolios were as follows.

Name		Shares as of Year-end 2012	Shares as of Year-end 2013	Up (Down)
Board of Directors				
1. Mr. Pichai	Chunhavajira	-	200,000	200,000
2. Prof. Dr. Chai-Anan	Samudavanija	-	-	-
3. Dr. Anusorn	Tamajai	-	-	-
4. Mr. Surin	Chiravisit	-	-	-
5. General Dapong	Ratanasuwan	-	-	-
6. Mrs. Arunporn	Limskul ^{1/}	-	-	-
7. Mr. Krairit	Nilkuha	-	-	-
8. Mr. Sarakorn	Kulatham	-	-	-
9. Mr. Prasong	Pontaneat	-	-	-
10. Mr. Suthep	Wongvorazathe	-	-	-
11. Mr. Chaiwat	Kovavisarach	-	-	-
12. Mr. Vikrom	Koompirochana ^{1/}	-	-	-
13. Mr. Supattanapong	Punmeechaow ^{2/}	-	-	-
14. Mr. Vichien	Usanachote	77	77	-
Executive Management				
1. Mr. Wattana	Opanon-amata	3,146	3,146	-
2. Mr. Yodphot	Wongrukmit	44,096	44,096	-
3. Mr. Bundit	Sapianchai	31,895	31,895	-
4. Mr. Surachai	Kositsareewong	-	-	-

Note : 1/ Appointed to the Board on April 10, 2013
2/ Appointed to the Board on October 30, 2013

Report of the Nomination and Remuneration Committee

To the Shareholders

At its meeting no.12/2013, Bangchak Petroleum Plc.'s Board of Directors appointed the present Nomination and Remuneration Committee, chaired by Prof. Dr. Chai-Anan Samudavanija, with Mr. Surin Chiravisit, Mr. Suthep Wongvorazathe, and Mr. Chaiwat Kovavisarach as members, and Mr. Supattanapong Punmeechaow as member and secretary (replacing Mr. Nuttachat Charuchinda, who had resigned from the Board). Of the five members, three are independent directors, a number which exceeds half the committee. The Chairman is an independent director, as stipulated by Bangchak's corporate governance policy and charter of the Nomination and Remuneration Committee.

In nominating directors and senior management, the committee took into consideration personal qualifications, expertise, competence, experience and career profiles, leadership, vision, righteousness, ethics, attitude toward the Company, and the ability to devote enough time to the Company's business, apart from suitability and alignment with the composition and structure of the Board under the Company's prevailing business strategies, specifically in line with its goal to evolve new businesses and competent specialists. To foster confidence for shareholders, the nomination process is made transparent. The present Board is made up of fourteen members, six of whom are independent directors and seven non-management ones, with the President as its secretary. The profile of each director appears under 'The Board of Directors'.

In defining the compensation for the Board, president and senior management, the Company's guidance is compensation suited each person's role and responsibility, as well as competitive with listed companies in the Stock Exchange of Thailand of the same industry and comparable business size; compensation must attract quality directors or executives to achieve the goals and directions as defined by the Company. To foster confidence for shareholders, the remuneration process is also made transparent. Each director's compensation information appears under 'Management Structure'.

In 2013 the committee held four meetings to nominate suitable persons to serve on the Board and develop compensation packages for directors for the Board before submission to the shareholders' meeting for approval. To encourage wider participation in the nomination of directors, the committee modified the shareholders' rights by allowing more lead time for proposing names from three months to four, and by reducing the minimum shareholding period from one year to six months.

(Signed) Chai-Anan Samudavanija
(Prof. Dr. Chai-Anan Samudavanija)

Chairman, Nomination and Remuneration Committee
December 20, 2013

Report of the Corporate Governance Committee

To the Shareholders

The Board of Directors appointed the Corporate Governance Committee, headed by General Dapong Ratanasuwan, with Mr. Sarakorn Kulatham, Mr. Suphon Tubtimcharoon, Mr. Sarakorn Kulatham, and Mr. Vichien Usanachote serving as members. This year, with the resignation of Mr. Suphon Tubtimcharoon, his membership of this committee also ended. Subsequently, at its meeting No. 4/2013, the Board appointed M Mr. Vikrom Koompirochana as new member.

In 2013, the committee held a total of five meetings to monitor performance under the plan for developing good corporate governance practices. Below are the essences of the meetings:

1. Rights of Shareholders

- Publicized information concerning the Annual General Meeting of the Shareholders (AGM) on the Company website 42 days ahead of the meeting and mailed the documents to the shareholders 21 days ahead of the meeting.
- Added registration points at the AGM for faster processing.
- Allowed shareholders to post questions in advance, to be addressed at the AGM, from August 30, 2013, onward.

2. Equitable Treatment of Shareholders

- Allowed the shareholders to propose AGM agenda items and nominate directors between August 30 and December 31, 2013.
- To encourage wider participation in the nomination of directors, the committee modified the shareholders' rights by reducing the minimum shareholding period from one year to six months.
- Proposed five independent directors (excluding directors who completed terms) to whom the shareholders could assign proxies for the AGM.
- Report the securities portfolios and changes of the Board and the executives to the Board at their meeting every month.

3. Roles of stakeholders

- Monitored reports concerning whistle-blowing and complaints filed to the Internal Control Office. A total of 18 such reports were filed this year. The fact-finding investigation has shown all 18 cases to contain no wrongdoing.

4. Disclosure of information and transparency

- Conducted quarterly presentations of Bangchak's performance, data, and outlooks to analysts, local investors, and foreign investors
- Organized shareholders' visits to the Sunny Bangchak Project at Amphoe Bang Pa-in, Ayutthaya province
- Posted on Bangchak's website its memorandum of association, company affidavit, regulations, and the corporate governance policy

5. Responsibility of the committee

- Staged meetings among independent directors in May and September, and ones among non-executive directors in April and August.
- Organized a study tour on biogas production in compliance with the Company's growth and development clean-energy business and other energy businesses.

6. Corporate governance policy

- Revised the corporate governance policy (tenth revision) by including principles and guidelines in each section and adding under Section 2 three anti-corruption principles: political neutrality and assistance; charitable donation and sponsorship; and entertainment, gifts, and other expenses
- Ensured all employees' responses in acknowledging and completing the annual questionnaire on the CG policy through the e-HR and knowledge management systems to assess their understanding
- Organized training on "Corporate Governance" for subsidiaries' staff at Bangchak Green Net Co., Ltd., Bangchak Biofuel Co., Ltd., and Bangchak Solar Energy Co., Ltd.

7. Publicity of corporate governance

- Joined a seminar on the membership certification process for the Private Sector Collective Action Coalition against Corruption, hosted by the Thai Institute of Directors (IOD) on January 30, 2013.
- On February 5, 2013, joined a seminar on "What's New in Good Corporate Governance for Listed Companies 2012 (latest edition)", hosted by the Stock Exchange of Thailand (SET)
- On March 13, 2013, joined a seminar on "Good governance for state enterprises: Recommendations on preventive anti-fraud measures in the appointment of senior government officers or persons to directorship in several state enterprises", hosted by the National Anti-Corruption Commission
- On April 19, 2013, gave an interview on "Good Corporate Governance" to students of the Human Resources and Organization Development Program, Graduate School of Human Resources Development, National Institute of Development Administration
- Participated in the third SEC for CEO Forum on "World Bank's Report on the Observance of Standards and Codes (ROSC)", hosted by the Office of the Securities and Exchange Commission (SEC) on April 25, 2013
- Took part in a "DJSI Coaching Workshop", hosted by Corporate Social Responsibility Institute (CSRI) on April 26, 2013
- Joined a seminar at Mahidol University on the "Corporate Model for Good Governance Promotion in Thai Society" project to share experience and present Bangchak's achievements on June 15, 2013
- Took part in a corporate governance discussion on the CG DAY event, hosted by Thailand Tobacco Monopoly on June 27, 2013
- Joined the seminar on "Listed Companies' Formulation Procedures and Communication of Preventive Policy against Corruption", organized by the Thai Listed Companies Association and SEC at the Queen Sirikit National Convention Center on July 31, 2013
- Joined a seminar on "200 Companies and Thai Private Sector's Future Cooperation against Corruption", organized by Thai IOD on August 7, 2013, at the Renaissance Bangkok Hotel
- Joined an anti-corruption campaign on "Anti-corruption Day 2013: ACT NOW, fight together to save the future", organized by the Anti-corruption Organization of Thailand and its coalition network at Siam Paragon on September 6, 2013
- Gave a talk on "Corporate Governance Principles" to the Thai Tap Water Supply Plc during a study tour at Bangchak Refinery on October 2, 2013
- On November 11, 2013, gave a talk on "CG Coach Ethic Codes" to listed companies that joined the CG Survey and Development Project for Listed Companies 2013, organized by TRIS Corporation Ltd.
- On November 13, 2013, joined the Chairman Forum 2013 on "The Roles of the Board Chairman in Promoting Ethical Business Conduct", hosted by Thai IOD
- Gave a talk on "Good Governance at Bangchak" to the first batch of school administrators at the Office of the Basic Education Commission, organized by the Institute of Security Psychology and National Defence Studies Institute on November 18, 2013

- Joined the CG Forum 4/2013 on “The Updated COSO’s 2013 Integrated Internal Control: What the Board and Management should do” at SET on December 4, 2013
- Joined the “Walk-Run-Fun Bike Anti-Corruption event” at Sanam Luang in Bangkok, organized by the Anti-corruption Organization of Thailand on December 15, 2013

8. Public relations to promote the corporate governance culture

- Provided corporate governance training as part of the orientation curriculum for new directors and staff
- Organized CG Day 2013 activities under the “Bangchak ACT NOW: Joining Forces against Corruption” theme at Bangchak Refinery. Activities included an exhibition; sharing of anti-corruption experience with General Dapong Ratanasuwan, Chairman of the Corporate Governance Committee; and staff performing role plays for better understanding of Corporate Governance Policy, Section Two.

As a result of its continuous valuing of corporate governance, this year the Company won the following corporate governance awards.

- Recognition Awards 2013 “THE BEST OF ASIA” in Asian Corporate Director and Corporate Governance, organized by Corporate Governance Asia Magazine (June 25, 2013)
- Membership Certificate of the Private Sector Collective Action Coalition Against Corruption (CAC). Among CAC’s 249 signatory companies, Bangchak was one of the 22 certified founding members during Thailand’s 4th National Conference on Collective Action Against Corruption in 2013. CAC was initiated through the cooperation of eight leading organizations, with IOD as its secretary (October 8, 2013)
- SET Awards of Honor in Top Corporate Governance Report Award, in its eighth straight year, presented at the SET Awards 2013 event, organized by the Stock Exchange of Thailand (SET) and Finance and Banking Magazine (November 20, 2013)
- Gold Award, presented at The Asset Corporate Awards 2013, in its third year, organized by The Asset Magazine. This award honors based on the magazine’s consideration of corporate governance, social responsibility, environment responsibility, financial, and investor relations aspects (December 10, 2013)
- The assessment outcome of a survey on corporate governance reports of listed companies of 2013, given by Thai Institute of Directors (IOD), showed that the Company commanded ‘excellent’ rating.
- A perfect score of 100 under a project to assess the quality of organizations for the Annual General Meeting of Shareholders (AGM) 2013, organized by the Thai Investor Association.

(Signed) General Dapong Ratanasuwan
(Dapong Ratanasuwan)

Chairman, Corporate Governance Committee
December 20, 2013

Corporate Governance

The Board of Directors is fully committed to conducting its business under the principles of good corporate governance to ensure that the Company performs its operations with efficiency, transparency and accountability toward all stakeholders. In 2013, the Company conformed to corporate governance principles in the following aspects:

1. Compliance with the Principles of Good Corporate Governance for Listed Companies 2012

The Stock Exchange of Thailand (SET) has instituted “The Principles of Good Corporate Governance for Listed Companies 2012 “ which consist of principles and best practices related to corporate governance for use by listed companies. The Company, throughout 2013, has continuously adopted such principles in executing its business, which can be divided into five areas as follows:

1.1 Rights of Shareholders

The Board has defined a policy on the rights of shareholders in the Corporate Governance Policy, section 7, with the practices as follows:

- The 2013 Annual General Meeting of Shareholders (AGM) was held on Wednesday, April 10, 2013 at Energy Complex, located near BTS Mo-Chit Station and MRT Chatuchak station, which is conveniently accessible.
- The Company applied the record date for the 2013 AGM to give shareholders more time to examine meeting notices and related information ahead of the meeting.
- Shareholders were informed of the meeting two months ahead of the meeting date, which is or and above the standard required by law, to allow shareholders time to plan his or her schedule.
- Meeting documents were disseminated 42 days before the meeting date via website and 21 days via mail.
- Opinions of the Board were included for every agenda item and an annual report was attached as well as a proxy form, with details of documents and supporting evidence needed, together with meeting documents.
- Contact numbers were provided for additional inquiries by shareholders.
- Allowed shareholders to post questions in advance, to be addressed at the 2013 AGM.
- Facilities were provided to shareholders on the date of the meeting as follows:
 - ample parking spaces were reserved and free transport provided from BTS Mo-Chit Station and MRT Chatuchak station to the meeting venue.
 - Registration points were increased and the barcode system used in registration and ballot counting for efficiency and speed.
 - The Thailand Securities Depository Company Limited's (TSD's) AGM system was used in the registration and ballot counting for efficiency and transparency.
 - Stamp duties to affix to the proxy form were provided to proxies free of charge.

- Stickers were provided to registered shareholders to ease their access to the meeting without re-verifying the document.
- The President, before the meeting, informed shareholders of the voting and counting procedures for the resolution of each agenda.
- During the meeting, the shareholders were given equal opportunities to express their views and raising queries. Significant views and queries were recorded in the minutes of the meeting.
- Afterward, the minutes of the meeting were disseminated to the shareholders via the Company's website and SET's channel.

For the 2013 AGM, the Company invited Mr. Visith Uevirojnangkoorn, independent legal consultant, and two representatives from shareholders to serve as the referees to ensure that the meeting was conducted in a transparent ways and in compliance with the laws and the Company's Regulations for the following matters:

1. Verification process for documents and evidence of shareholders or proxy holders
2. Quorum of the meeting
3. Abstention of stakeholders
4. Vote casting and vote counting procedures in compliance with the Company's regulations / as informed by Chairman.
5. Monitoring of ballot collecting and verification of voting results and resolutions.

Because of its continual improvement, the Company has received a perfect score of 100 for its quality under the 2013 AGM project, given by the Thai Investors Association.

1.2 Equitable Treatment of Shareholders

The Board has defined its policy on equitable treatment of shareholders in its corporate governance, section 7, in addition to those defined by the law, with practices as follows:

- Allowed the shareholders to propose AGM agenda items and nominate directors between August 30 and December 31, 2013, with related rules and procedures disclosed on the Company's website, and posted a notice of the meeting via SET's media channels. The Company makes it a policy not to add any agenda items without prior notification, especially essential agenda items which need time for investigation before making decisions.
- Encouraged shareholders to use Proxy Form B with stipulated direction for voting and a list of five independent directors (inclusive directors whom completed terms), any of whom they can appoint as their proxy in the meeting.
- Used ballot papers on every agenda, especially the agenda on election of directors, in which shareholders can vote for each individual nominee. The vote is in proportion to the number of shares held.
- Defined guidelines for employees in the corporate governance policy, section 9, on safeguarding the Company's confidential information and restraining from using the Company's confidential information for their own gains.
- Stipulated the duties of directors and the management in the good corporate governance statement, section 3 and 5, in refraining from trading of Company shares at least a month before the disclosure of financial statements and three days after the disclosure, as well as in reporting to the Board on their shares held every month.
- Provided various communication channels in order that shareholders can have equal access to the information.

1.3 Role of Stakeholders

The Board has defined its policy on the roles of the Company towards stakeholders in its corporate governance policy, section 7, as follows:

- “1) The Board recognize and value the rights of stakeholders as defined by laws, human rights and fair labor treatment, locally and internationally, and promotes cooperation between the Company and its stakeholders in forging prosperity, creating jobs and creating a sustained, stable financial status for the business. The Board ensures that the stakeholders’ rights are protected and well-treated.
- 2) The Board takes into consideration the benefits derived and the stakeholders’ assistance in forging its competitiveness and profitability.
- 3) The Board has instituted measures for whistle-blowing and complaint-filing against violations of the law and the code of conduct, or behavior potentially classified as frauds or malfeasance of those inside the Company or of stakeholders, including inaccurate financial reports or deficient internal controls. The Board has also instituted protective measures for whistle-blowers for stakeholders’ greater stewardship of Company benefits

Methods of filing a complaint or inquiry

E-Mail ico@bangchak.co.th

Mail The Internal Control Office

The Bangchak Petroleum Plc

210 Sukhumvit 64, Bangchak, Phra Khanong, Bangkok 10260

Tel : 0-2335-4566 Fax : 0-2331-6530”

The Company monitored reports concerning whistle-blowing and complaints filed to the Internal Control Office. A total of 18 such reports were filed this year. However, fact-finding investigation has shown all 18 cases to contain no wrongdoing.

In corporate governance, there are various groups of stakeholder which the Company takes into consideration their rights over and above those stated by the law, as well as not taking actions which might violate the rights of stakeholders and intellectual properties. This can be summarized below. (Further details are included in the Sustainability Report)

Employees

The Company recognizes that employees are the driving force, and encourages the training of employees to increase their competency. Moreover, the Company has arranged for the equal treatment of employees, and fair remuneration and benefits including medical care, the Company’s shuttle service, provident fund, and activities including the Employee Club House which has various activity clubs for the employee’s relaxation after their work.

Customers and Society

The Company is dedicated to improving the quality of products and services for maximum customers’ satisfaction. The policy aims to deliver quality goods which meets or exceeds the customer’s demands under fair conditions, and aims to give adequate, accurate and timely information about the products and services. The Company does not exaggerate or mislead the customer about the quality, quantity or other terms and conditions of the products or services. Company employees protect the customer’s secrets and do not use them for personal gains.

Suppliers / Contractors

The Company has a policy which limits the practices in contract and procurement as well as the provision and sales of petroleum and petroleum-related products to ensure that business conduct with its suppliers/contractors is carried out in an appropriate and fair manner, and complies with corporate governance. Moreover, the Company has a “Manual for Appropriate Business Conduct” and “Guidelines for Bangchak Petroleum Station Representatives” to ensure that the Entrepreneur/Representative of the Company conducts business with efficiency, corporate governance, and good business ethics. The policy treats suppliers/contractors fairly, and is based on the principle of fair compensation for both parties, honors contractual obligations and agreements, and seeks to notify suppliers/contractors as soon as possible in the case that one or more of the agreements cannot be fulfilled, in order to find a timely resolution.

Lenders

Bangchak treats lenders fairly, responsibly, and transparently and seeks to fulfill all its contractual and financial obligations especially guarantee condition, capital management and payment. It does not engage in dishonest practices and does not conceal information which may cause losses for the lender. If the Company cannot fulfill one or more of its obligations, it seeks to notify the lender so that a resolution can be agreed upon together.

Competitors

The Company conducts business with ethics, transparency, and engages in fair competition with its competitors under the guidance of fair competition. It does not seek to find information about Competitors through dishonest or inappropriate means, for example, bribing a competitor’s employees. The Company does not engage in slander or discrediting its competitors.

Shareholders

The Company is determined to follow the principles of corporate governance and is focused on creating a business which has financial stability and sustainability to maximize the value of shares for the benefit of the shareholders.

The Community around the Refinery, Society, and the Environment

The Company considers health and safety and the environment an integral part of the business, and has a written guideline on health, safety and the environment for the Directors, Executives, and employees to uphold. Under the mission to “Develop sustainable business, while safeguarding environment and Society”.

The Company produces “Krob Krua Bai Mai” (Leaf Family) newsletter and “Rob Rua Bangchak” (Bangchak Neighbors) magazine for distribution every other month to allow the community to know the goings-on of the Company as well as receiving interesting information, such as how to save energy, how to ensure safety in daily life, and health tips and how to protect the environment. This is another way for the Company to communicate with and take care of communities around its refinery.

1.4 Disclosure and Transparency

The Board has defined its policy on Disclosure and Transparency in its corporate governance policy, section 8, with practices as follows:

- Posted on Bangchak's website its memorandum of association, company affidavit, regulations, and the corporate governance policy
- Organized shareholders' visits to the Sunny Bangchak Project at Amphoe Bang Pa-in, Ayutthaya province
- The Company has an investor relations section to communicate with analysts, investors and other persons who might seek information on financial statements, corporate performance and status as well as any transactions which might affect the Company.
- Regularly disseminate the Company's important news via SET's media channel, information disclosure forms, annual report and the Company's website, in both Thai and English.

1.5 Responsibilities of the Board

The Board has defined its policy on the roles, duties and responsibilities of the Board in its corporate governance statement, section 3, with practices as follows:

- Staged meetings among independent directors in May and September, and ones among non-executive directors in April and August.
- Organized a study tour on biogas production in compliance with the Company's growth and development clean-energy business and other energy businesses.
- Set up an evaluation form for the Board's performance in three forms, namely individual evaluation (self-evaluation), individual evaluation and sub-committees evaluation.
- Took part in defining a vision, mission, strategy, business targets, and budget each year to maximize economic value to the Company business and shareholders' security. The Board also approves essential strategies and policies, in particular, key performance indicators (KPIs) relating to financial and planning matters which the Board had earlier approved (indicators and targets) and monitor them from time to time.
- Ensured that the Company had efficient internal controls, internal audit, and risk management measures in place and regularly reported to the Board on its performance.
- Followed up on the management's execution by assigning the management to report the Company's performance and operations to the Board every month.

2. Corporate Governance Policy

The Board has had a written corporate governance policy since 2003 for its executives and employees to adhere to:

1. Accountability for all decisions made and actions taken
2. Responsibility, or being responsible for one's duties
3. Transparency in regard to information disclosure and being open to scrutiny
4. Equitable Treatment to all concerned parties
5. Vision to Create Long-Term Value
6. Ethics and virtue.



The corporate governance policy, section 3, stipulates the roles, duties and responsibilities of the Board in reviewing the policy regularly. In 2013, the Board developed and provided support to the execution of good corporate governance as follows:

- Revised the corporate governance policy (tenth revision) by including principles and guidelines in each section and adding under Section 2 three anti-corruption principles: political neutrality and assistance; charitable donation and sponsorship; and entertainment, gifts, and other expenses
- Ensured all employees' responses in acknowledging and completing the annual questionnaire on the CG policy through the e-HR and knowledge management systems to assess their understanding
- Organized training on "Corporate Governance" for subsidiaries' staff at Bangchak Green Net Co., Ltd., Bangchak Biofuel Co., Ltd., and Bangchak Solar Energy Co., Ltd.

The Company also launched public relations activities to promote the good corporate governance culture as follows:

- Provided corporate governance training as part of the orientation curriculum for new directors and staff
- Organized CG Day 2013 activities under the "Bangchak ACT NOW: Joining Forces against Corruption" theme at Bangchak Refinery. Activities included an exhibition; sharing of anti-corruption experience with General Dapong Ratanasuwan, Chairman of the Corporate Governance Committee; and staff performing role plays for better understanding of Corporate Governance Policy, Section Two.

Playing a role in disseminating good corporate governance principles to the public, directors and executives were invited to share their knowledge and experience on the Company's good corporate governance on various occasions (Further details are included in the Sustainability Report).

3. Anti-corruption

Valuing corporate governance, which includes anti-corruption, Bangchak joined the associates of a nationwide anti-corruption network on two occasions.

- On November 9, 2010, it declared an intention to join a private-sector alliance in opposing fraud at the "National Meeting on Thailand's Private Sector Collective Action Coalition Against Corruption (CAC)", hosted by the Thai Institute of Directors (IOD), Thai Chamber of Commerce, Thai Bankers' Association, International Chamber of Commerce Thailand, and Thai Listed Companies Association.
- On September 1, 2011, it won acceptance to join the associates of the UN Global Compact, which consisted of 10 principles encompassing human rights, labor, the environment, and anti-corruption. The compact serves as an approach for voluntary business conduct.

The points below illustrated Bangchak's commitment to anti-corruption.

- On August 27, 2013, Board meeting No. 9/2556 approved Bangchak's Anti-corruption Policy, endorsed by the Corporate Governance Committee at its 3/2556 meeting on August 20, 2013. This policy is part of the Corporate Governance Policy, Section 2 (Anti-corruption). It reiterated Bangchak's intention to conduct business in full compliance with applicable laws and regulations under corporate governance. All forms of fraud are not to be tolerated, and anti-corruption measures are defined.

- On October 8, 2013, of all 249 CAC member companies, Bangchak was among the first 22 companies certified as allies of the Thai private sector opposing fraud. The company received a certificate from Mr. Panthep Klanarongran, Chairman of the National Anti-Corruption Commission, at the fourth edition of the “National Meeting on Thailand’s Private Sector Collective Action Coalition Against Corruption (CAC)” at the Dusit Thani Hotel.
- On November 3, 2013, the Company organized CG Day 2013 activities under the “Bangchak ACT NOW: Joining Forces against Corruption” theme at Bangchak Refinery. Activities included an exhibition; sharing of anti-corruption experience with General Dapong Ratanasuwan, Chairman of the Corporate Governance Committee; and staff performing role plays for better understanding of Corporate Governance Policy, Section Two.

4. Conflicts of Interest

Under the corporate governance policy, section 9, the guidelines for directors, management and employees stipulated that they must refrain from any act posing potential conflicts of interest with the Company, i.e. any act potentially depriving the Company of its interests or its fair share of interests, including competing with the Company, incurring personal gains from private business dealing with the Company, abuse of Company information for personal gain and holding shares in the Company’s business competitors.

The Company, in order to prevent potential conflicts of interest, has set the following forms:

- **CG Commitment and Conflict of Interests Disclosure Form**

To comply with the policy on corporate governance, which forbids directors, management and employees to commit any act which might deprive the Company of its interests, the Company has prepared the above-mentioned form to ensure that all employee acknowledge the CG policy and fill any acts or activities that might be in conflict with the Company’s business interests and deliver it to Internal Audit through their supervisors through the e-HR.

- **Report of Directors and Management’s Stake Form**

The Securities and Exchange Act (No. 4) B.E. 2551 (2008) stipulates that directors and the management are to report to the Company his/her or connected persons’ stakes connected with the business operations of the Company or its subsidiaries. The Company has therefore prepared the above-mentioned form for its directors and management to fill out and report any change to the Company. The Corporate Secretary will forward a copy of the form to the Chairman of the Audit Committee to ensure that the directors and management perform their duties with integrity.

- **Report on connected transactions form**

To ensure that transactions between the Company and any related parties or businesses are transparent and comply with SET’s rules and regulations, the Company has defined a policy and guidelines on connected transactions and prepared the above-mentioned form for responsible employees to fill out and forward it to the Secretary to the Board with a copy to Internal Audit for acknowledgment.

5. Monitoring the Use of Inside Information

The Company has a policy detailing the accepted practices of director, executive and employees and forbidding the disclosure of important secret information to the public for personal or other gains, as well as policies on the buying and selling of Company shares as follows:

1. Directors and executives, as well as spouses and offspring, including connected persons, according to Article 258 of the Securities and Exchange Act of 1992 must notify and distribute information about shares held, as well as reporting any changes to SEC every time they buy, sell, transfer, or receive shares within three days of the change to comply with Article 59 or face punishment according to Clause 275 of the Securities and Exchange Act of 1992.
2. Notify the Directors and executives of the financial information which affects the price of shares. Avoid buying or selling Company shares one month prior to the disclosure of information and three days after disclosure, as well as not disclosing information to others before it is made available to the public.

Furthermore, in the Board Meeting, Directors and executives must report changes in shares held every month, and must notify the Company without delay if:

- They are stakeholders directly or indirectly from the contracts that the Company makes during the fiscal year.
- They hold shares or bonds in the Company and its subsidiaries.

The Company also has penalties against employees who use the Company's inside information for personal gains, ranging from a warning to termination of employment.

6. Remuneration for the External Auditor

6.1 Audit Fee

The Company and its subsidiaries have paid audit fees as follows:

- The Company's External Auditor (Mr. Winid Silamongkol or Mr. Vairoj Jindamaneejitak or Mr. Charoen Phosamritlert) in the last year totaled 0 Baht
- The Audit Company (KPMG Phoomchai Audit Ltd.), persons and businesses related to the external auditor and the Audit Company in the last year totaled 3,422,856 Baht (Bangchak Petroleum Plc: 1,858,946 Baht, Bangchak Green Net Ltd.: 696,730 Baht, Bangchak Biofuel Ltd.: 240,300 Baht and Bangchak Solar Energy Ltd.: 626,880 Baht)

6.2 Other fees

- none -

7. Investor Relations

The Company realizes that its information, both financial and non-financial, affect the decision-making process for investors and stakeholders. Therefore the management values accurate and full disclosure in a regular and timely manner, in accordance with SEC and SET regulations. The Investor Relations department acts as a center for giving out important information to investors and ensuring that financial reports as well as important information which affects the value of the Company's shares, such as the financial statements, the business performance report, MD&A report and analysis for each quarter and year, are distributed in a timely and regular manner, and that complying with SEC regulations. This is for the benefit of investors both in Thailand and abroad. The Company produces a performance report and provides information to investors, shareholders and stakeholders directly and indirectly as follows:

- Directly : The Company keeps analysts, investors and employees updated regularly through analyst meetings, company road shows, E-newsletters, conference calls and attending conferences organized by various institutions, meeting with minor investors on SET's Opportunity Day, or company visits to other listed companies through the Federation of Thai Industries to allow potential investors, shareholders in listed companies, analysts and Federation of Thai Industries members to have access to the Company's management information and activities. Related parties can also make appointments to ask for information about business updates and can attend the company visit programs as well. Moreover, those who cannot attend analyst meetings can access the information through videotaped sessions, which are put on the website in Thai and English.

A Summary of Investor Relations Activities in 2013


Activity	Number (times)
Foreign Roadshow	5
Local Roadshow	4
Analyst Meeting	4
Opportunity Day (organized by the SET)	4
Company Visit	24
Conference Call	1
Answering Inquiries by E-mail/telephone	3-4/day
E-news Letter	4
Site Visit	3
Shareholder and Minor Investors Get-together	3

- Indirectly: The Company gives out both current and past information about the Company, financial statements, performance reports, as well as other reports submitted to SET on the Company's website www.bangchak.co.th, where interested parties can read and download this information. The Investor's Relations page contains information in Thai and English which is updated frequently.

Investors and related parties can make queries or ask for the Company's information at Ms. Supamol Eamaon, tel. 0-2140-8952, at the Website: www.bangchak.co.th, or e-mail address: ir@bangchak.co.th

Furthermore, the Company distributes information about public relations, business updates, business progress, and ongoing projects, as well as answering questions and allowing ready access for the media and the public, through e-mails, press releases, photo captions, press conferences, as well as Opportunity Day. Activities in 2013 can be summarized as follows:

Activity	Number (times)
Press Conference / other ceremonies involving the media	13
SMS news alert	54
Press Release	30
Photo Caption	56



Report of the Enterprise-wide Risk Management Committee

To the Shareholders

The Board of Directors of Bangchak Petroleum Plc assigned the Enterprise-wide Risk Management Committee (ERMC) to ensure adequate risk management practices in place together with the most effective business execution. This year, ERMC held nine meetings to monitor performance and consult the management and its internal auditor team, and one meeting with the Audit Committee. Below are the essences of its own performance.

- **Oversight of key corporate risk management:** As a rule, risks encompass strategic, operation, financial, and compliance risks. On the whole, Bangchak successfully achieved its goals, with a focus on safety risk management, including risks of oil spills during marine and train transport of oil. Bangchak has required transport vessels to be double-hulled. All modifications are due for completion in 2014. The work included addition of oil slick prevention and elimination; drills for managing oil spills along with the Oil Industry Environmental Safety Group Association (IESG); and participation in drills under disaster prevention and mitigation plans during transport accidents of crude-oil cargo trains, organized by the public and private sectors; and participation with the State Railway of Thailand in improving railway tracks leading to the refinery. Bangchak also commissioned international experts to amend, revise procedures, improve, and elevate the inspection of safety standards to boost operating confidence. Finally, Bangchak encouraged its affiliates to enforce companywide risk management to ensure efficient, successful achievement of goals.
- **Provided oversight on new-business investment,** including its solar-cell power generation project, joint-venture investment in an ethanol producer, and the investment project in ASEAN Potash Plc, to bolster investment confidence that the Company can operate these new businesses and have risk management practices in place to enable these projects to achieve their goals.
- **Giving recommendations and systematic support for Business Continuity Management (BCM) under ISO 22301 standards -** Bangchak has been prepared in all aspects—process, personnel, and other resources—to ensure that its overall business will continue uninterrupted during crises and cause no harm to stakeholders. The committee monitored and instituted regular execution of business continuity management actions under ISO 22301:2012. Bangchak reviewed altogether nine crisis management plans and staged a crisis drill under the scenario of employee absences due to a major epidemic. Since 2013 saw political protests which affected both the operation and major transport routes, Bangchak activated its crisis management plans particularly drawn up to cope with absences of employees, roadblocks, and truck fleet grounding. Business continuity and product deliveries could thus be assured.
- **Continuously monitored the progress of social and environmental activities -** ERMC focuses on fostering confidence among, due care for, and healthy family-like relations with those living around the refinery, oil depots, and its project areas. The Company also staged development activities and cultivation of environmental care and alternative-energy awareness among youths. These instances illustrate the Company's commitment spelled out in its vision: Creating an energy business that is environmentally friendly for sustainable development (Greenenergy Excellence).
- **Development of internal control system -** An IT system was developed for reporting conflicts of interest to alert employees to prevent fraud risk in the organization.

In short, the ERMC constantly valued risk management, business continuity management, and internal control to ensure that Bangchak's operation is supported by an effective risk management system, management excellence, and adequate internal controls that fit the business. Thanks to these management approaches, Bangchak is confident that its goals will be successfully achieved.

(Signed) **Krairit Nilkuha**
(Mr. Krairit Nilkuha)

Chairman, Enterprise-wide Risk Management Committee

December 20, 2013



Risk Management

The Company implements its risk management system under the internationally accepted COSO Enterprise Risk Management (COSO ERM) and ISO 31000 standards to ensure goal achievement and preparedness for changing circumstances. It defines a risk management policy that requires compliance by all employees and all units by managing risks to acceptable levels. Its Enterprisewide Risk Management Committee (ERMC) manages the Company's risk management for high efficiency. The key risk factors for the Company's businesses are summarized below.

Risk factors

Strategic and financial risks

Committed to undertaking its energy businesses in an environmentally friendly way for sustainable development and alternative-energy leadership, the Company defines strategies that focus on maintaining competitiveness; on investment expansion to attain clean energy through the likes of solar-cell power generation, biodiesel plants, and ethanol plants; and on application of advanced, environmentally friendly technologies to refining processes to create clean energy products like Gasohol 91-octane, 95-octane, E20, and E85, and Diesel "Super Power D".

Risks inevitably facing the Company's overall performance arise from the volatile oil price and the baht, currency exchange rates, uncertainty of output volumes as well as global and domestic energy demand, the public sector's policy, and investment choices for new businesses. To tackle such risks, the Company organizes executive seminars to define business strategies compatible with changing circumstances, conducts analyses of risk factors facing new-venture projects at each project stage, strategic risk management plan, conducts risk management for oil prices and currency exchange rates, and accommodates its future growth by drawing up manpower plans and short-term & long-term competency development plans for its personnel. Senior executives also monitor the Company's performance weekly and monthly to ensure goal achievement. Bangchak has drawn up a manpower plan and a competency development plan (for both the short term and the long term) to accommodate its growth and enable its stock price to remain among SET 50—the top 50 common stocks with high market capitalization, regularly traded amid high liquidity, and with a minor shareholding ratio meeting securities adjustment criteria. To this end, Bangchak has defined a KPI of being among the SET 50 companies, while mapping out a risk management plan so as to boost confidence in achieving this goal. Third-party assessment has been agreed with Fitch Ratings (Thailand) Co., Ltd., and TRIS Rating Co., Ltd., to bolster confidence in the quality and risks of Bangchak's financial instruments.



Operating risks

Since its business could inflict damage on surrounding communities, the Company recognizes and highly values the safety of employees and society. Accounting for such risk are internal factors arising from operations and external factors caused by a third party or unforeseen hazards (including terrorism and natural disasters) facing communities, properties, and the environment, and leading to business disruptions. As a result, the Company constantly values environmental management and safety by focusing on operating strictly under the law, the TIS-OHSAS 18001 occupational health and safety management system, and the ISO 14001 environmental management system to bolster the confidence of those living around the refinery. Besides, the Company has set up a center to report the refinery's environmental quality parameters, complete with a communication system to alert communities around the refinery thoroughly. It also regularly and continually monitors, reviews, and conducts drills for crisis management plans and emergency plans. Bangchak instituted regular execution of business continuity management (BCM) actions under ISO 22301:2012. This can assure all stakeholders that Bangchak is well prepared for responses to all situations and thus able to carry on its business and product deliveries even during crises. In this regard, a crisis drill was held under the scenario of employee absences due to a major epidemic. To cope with frequent political events and protest rallies, which affect Bangchak personnel's job performance and main communication routes, Bangchak has applied its crisis management plans for being locked out of its offices and disrupted transport routes. So the company continually operates and supplies its products to the customers. The Company also continually assessed the risks and impacts caused by external circumstances and took lesson learned in order to improve operation process and conduct additional plan of Business Continuity Management (BCM).

Risks from regulations on the environment, reputation, and engagement with communities and the environment

The Company strictly values compliance with the law and relevant regulations, evident in its leaders that set role models for transparency and social responsibility, as well as the awards presented to the Company all along. Apparently, legislative and regulation changes or the Company's own strategies for new-venture investments could require certain projects to undergo the approval process for environmental impact assessment (EIA) reports and secure community acceptance. Limitation and delays resulting from this process could pose risks affecting the Company's operation and costs.



Internal Control

Below is a summary of opinions of the Board of Directors (“Board”) of Bangchak Petroleum Plc on the adequacy and suitability of the Company’s internal control system.

1. Control environment

The Company’s organizational environment and structure favor implementation of the internal control system. Its business goals are deliberated by the Board in a clear and measurable way for use as concrete guidelines for employees. Employee incentives or compensation has undergone a critical analysis for sensibility. A proper organizational structure favors efficient business execution by the management. Supporting assorted projects on alternative-energy promotion and CSR alike, which illustrate systematic social and environmental responsibility, the management also consistently values business integrity and ethics. Bangchak has stressed to employees the issues of fraud risk and conflicts of interest by improving how information on employees’ conflicts of interest is given through the e-HR system for greater convenience and information timeliness.

Bangchak staged its 2013 CG Day under the theme of “Bangchak ACT NOW: Joining Forces against Corruption” to stimulate and turn this awareness into a sustained CG culture. The practical guidelines help refine Bangchak’s CG principles under Section 2 (Anti-corruption). To promote the strength of CG, Bangchak also successfully passed the review of the Private Sector Collective Action Coalition against Corruption for commanding a policy and procedures on anti-corruption as required. In fact, it was among the first 22 companies out of a total membership of 249 to enjoy this certification.

The company also puts in place whistle-blowing and complaint-filing measures for wrongdoing under laws, code of practice or behavior implying corrupt actions or malfeasance by its members and stakeholders, as well as for inaccurate financial reports or defective internal control system so that stakeholders may provide oversight.

2. Risk assessment

The Company has appointed the Enterprisewide Risk Management Committee (ERMC) to define policies, strategies and enterprisewide risk management goals; evolve such a management system for continual efficiency; support and actively encourage cooperation in risk management at all levels; and ensure suitable and efficient risk management. In 2011, The company took into consideration risks associated with new ventures (like the second biodiesel plant project, the solar power plant project, the joint-venture project in ethanol companies and the alternative energy projects etc.) to bolster confidence that such businesses are viable and achieve goals. It also evolved a risk management process by integrating the approaches under ISO 31000 (which accounts for company-wide risk management) to achieve operating objectives and align with international standards.

Stringent and consistent is the Company’s valuing of a sound environmental and safety management system to its neighboring communities. It appointed an Organizational Development Committee, charged with system preparation to handle risks and potential crises; defined strategies to keep the company running even during emergencies; appointed a task force to draft business continuity management procedures to make plans comprehensive, ring-fence crises and

situations, and enable Bangchak's business to proceed uninterrupted in emergencies and mitigate potential, under the ISO 22301 business continuity management standard.

3. Control activities

The Company's control activities rely on key performance indicators (KPIs) as a planning and control tool, with segregation of responsibilities for checks and balances. Authority, responsibility and approval of expenditure are defined in writing, along with preparation of documents that favor segmentation and identification of responsible parties should things go wrong. Custodianship and stewardship of Company properties to prevent losses or abuses have been instituted. The Company transactions with long-term obligations are properly monitored for contractual compliance. Measures are in place to prevent self-gains of Company opportunities or benefits. Subsidiaries are properly monitored. Procedures are in place to ensure that the Company observes the law and relevant regulations. Now in place is control self-assessment (CSA) at business levels, section levels, and work process levels throughout the company, as is an annual assessment of performance. This year Bangchak added lean process knowledge to promote work efficiency, lower losses, and establish a strict standard for engagement in transactions with the major shareholder, directors, among others, to prevent siphoning of interests, including a requirement for approval by those without vested interests in such transactions, disclosure of transaction information under Sec' s rules, and disclosure of information about connected parties or businesses under applicable accounting standards.

In addition, the business processes of Bangchak Biofuels Co., Ltd., and Bangchak Green Net Co., Ltd. (the Company's subsidiaries) were reviewed. The company's duly stringent measures are applied to work when it is engaged in transactions with the majority shareholder, directors and so on to prevent siphoning of benefits. These include approval procedures by parties with no vested interests, the need to disclose information about such transactions under the rule of the Securities and Exchange Commission and the disclosure of information about related parties or businesses required by accounting standards.

4. Information and communication

Bangchak has developed information and data systems that are both ready for use and secure under its policy on information technology (IT) security and standard on the use of information system and networks. This year it also won additional additional certificate of its ISO 27001 standard for it security for the digital control system (DCS.) In addition, Bangchak has modernized its IT system for international acceptance by updating the SAP accounting system Into SAP Enterprise Resource Planning (PRERP) SAP ECC 6.0 to enable in to exploit Various company data (both analytical and operational) more efficiently.

5. Monitoring and assessment

The Company commands a performance tracking system by having a committee regularly compare performance results against goals, so that factors potentially impacting performance can lead to strategic plan adjustment and goal achievement. An internal audit unit, reporting to the Audit Committee, reviews compliance with the company's formulated internal control system.



Report of the Audit Committee

To the Shareholders

The Audit Committee (AC) consists of qualified members with expert, independence and experience, chaired by Dr. Anusorn Tamajai and consisting of Mr. Suthep Wongvorazathe and Mr. Issra Shoatburakarn as members. Then Mr. Issra Shoatburakarn had completed his terms in April 10, 2012. At the Board of Directors meeting No. 4/2013, the Board appointed Mrs. Arunporn Limskul as new member.

In 2013 the committee held 12 meetings, eight of which with senior management. When meeting with senior management, executives with vested interests stayed away from the meetings. The following captures the meeting attendances.

Name		Attendance / Total
Mr. Anusorn	Tamajai	12 / 12
Mr. Issra	Shoatburakarn	3 / 3
Mr. Suthep	Wongvorazathe	11 / 12
Mrs. Arunporn	Limskul	8 / 8

The committee also held a meeting with the Enterprise-wide Risk Management Committee.

The committee deliberated various matters, summarized below:

1. Reviewed quarterly and annual financial statements, as well as related financial reports, including adequate and timely disclosure of information, compliance with generally accepted accounting principles, accounting standards, and significant changes in accounting policies, together with connected transactions among shareholders and subsidiaries or related companies. This was to ensure that such connected transactions were conducted in the normal course of business without transferring benefits, in the best interests of the Company and in compliance with the regulations of the Stock Exchange of Thailand (SET). Also, the committee met with the Company's legal team to keep updated on significant court cases in which the Company was being sued with potentially significant impacts on its business.
2. Reviewed to ensure that the Company
 - Had instituted a proper, transparent and efficient internal control and internal audit system by monitoring the performance of the internal control office to ensure independence and efficiency
 - Confirmed the independence of the performance of the external auditor
 - Recognized the need for improved business efficiency while minimizing oil losses in its processes.

This year the committee supported a joint audit between its internal auditors and those from PTT Plc of the safety, occupational health, and environmental management system to share lessons learned, perspectives, and experience derived. In addition, the joint team observed the operation of Sunny Bangchak and oil distribution operation via the Terminal Management System of the Bang Pa-in Oil Distribution Center to monitor progress.

3. Reviewed the Company's compliance with all accounting standards in effect, laws, SET regulations and laws relevant to its business in a complete and accurate manner and in line with corporate governance principles. The committee's emphasis was that the Company would exceed such standards.
4. Selected, nominated and proposed compensation for KPMG Phoomchai Audit Ltd. as the external auditor for 2013 and staged quarterly meetings between the committee and the external auditor to discuss concerns arising from each audit and find prompt solutions to significant ones.
5. Reviewed the adequacy of the Company's risk management process, investigated risks under identified ones and instituted coordination between the committee and the Enterprise-wide Risk Management Committee.
6. Actively encouraged and ensured compliance with safety standards and stewardship of the refinery surroundings and nearby communities.
7. Revised the Audit Committee Charter in line with the criteria and terms of the Office of the Securities and Exchange Committee (SEC) and SET and the Corporate Governance Policy to ensure confidence of shareholders, business partners, customers and other stakeholders that the Company's business follows such terms and the code of conduct to maintain an efficient internal control system.
8. Reviewed the policy and operating manual of the internal control office to cover the roles and responsibilities of the Audit Committee and the internal control office for use as a practical guideline.
9. Supported the upgrading of internal auditors on a par with international standards.
10. Encouraged the entry of Bangchak's Audit Management System into a contest for the Thailand ICT Excellence Awards, at the end of which Bangchak won an award for the Core Process Improvement Project.
11. Cooperated fully with the State Enterprise Policy Office in assessing the Company's internal audit performance through Thai Rating and Information Service Company (TRIS), the findings of which were implemented in audit quality improvement. The evaluation results of 2012 showed the Company ranked 1st of 49.
12. Reviewed the self-assessment form for anti-corruption measures under a project for the certification of CAC membership.

Having monitored the Company's performance in 2013 under the scope of authority and assigned responsibility, the Audit Committee approved the way the Company had prepared its financial statements, regarding it as accurate in significant details under generally accepted accounting principles. Connected transactions or items of potential conflicts of interest were adequately disclosed. the Company's internal controls and a risk management process are compatible with its business circumstances, with accurate and complete compliance with the law, SET regulations, and relevant laws.

(Signed) Anusorn Tamajai
(Mr. Anusorn Tamajai)

Chairman, Audit Committee

January 10, 2013

Connected Transactions

1.1 Connected transactions between shareholders

For the years ended 31 December 2012 and 2013, connected transactions with the shareholders were as follows:

Company	Relationship	Connected transaction	2012 Baht (million)	2013 Baht (million)
PTT Plc	Major shareholder	• Value of sale of refined products to PTT	15,147.86	17,584.34
		• Other revenues	128.10	134.33
		• Trade debtors as of the end of the period	1,433.00	1,595.40
		• Value of purchase of refined products from PTT	103,238.01	123,813.37
		• Trade creditors as of the end of the period	12,034.19	9,770.27
		• Creditor to others	707.13	763.59
		• Service fee for the use of PTT's Si Racha Terminal	291.64	294.34
		• Expenses on natural gas, steam and electricity	2,581.68	3,236.40
		• Other expenses	29.24	4.68
		• Advance payments for utilities	314.62	403.19

1.2 Connected transactions with subsidiaries, jointly-controlled businesses, associated companies and related companies during 2012 and 2013 consisted of the following:

1.2.1 Sale of Product and Services: These items are sold and services performed by the Company to subsidiaries, jointly-controlled businesses, associated companies and related companies.

Related company	2012 Baht (million)	2013 Baht (million)	Relationship for the year ended 31 December 2013	
			Shareholding	Management
<u>Subsidiaries</u>				
Bangchak Green Net Co., Ltd.	24,817.32	29,171.63	- BCP holds 49% shares	- BCP delegates its representatives as directors
Bangchak Biofuel Co., Ltd.	83.56	65.25	- BCP holds 70% shares	- BCP delegates its representatives as directors
<u>Associated companies</u>				
Ubon Agricultural Energy Co., Ltd.	8.87	1.25	- Ubon Bio Ethanol Co., Ltd. (associated company) holds 100% shares	- BCP delegates its representatives as directors
<u>Other related businesses</u>				
PTT International Trading Co., Ltd.	1.40	108.86	- PTT Plc holds shares in this company	-
Thai Oil Plc	2.09	493.48	- PTT Plc holds shares in this company	-
PTT International Trading DMCC	120.71	-	- PTT Plc holds shares in this company	-
IRPC Plc	499.94	965.30	- PTT Plc holds shares in this company	-
Star Petroleum Refining Co., Ltd	-	227.08	- PTT Plc holds shares in this company	-

1.2.2 Purchase of product and services: These items have to do with the Company's purchase of products and/or services from subsidiaries, jointly-controlled businesses, associated companies and related companies.

Related company	2012 Baht (million)	2013 Baht (million)	Relationship for the year ended 31 December 2013	
			Shareholding	Management
<u>Subsidiaries</u>				
Bangchak Green Net Co., Ltd.	1.68	1.66	- BCP holds 49% shares	- BCP delegates its representatives as directors
Bangchak Biofuel Co., Ltd.	3,067.17	2,982.26	- BCP holds 70% shares	- BCP delegates its representatives as directors
<u>Associated companies</u>				
Ubon Bio Ethanol Co., Ltd.	-	707.22	- BCP holds 21.28% shares	- BCP delegates its representatives as directors
<u>Other related businesses</u>				
IRPC Plc	4,036.54	1,846.02	- PTT Plc holds shares in this company	-
PTT Global Chemical Plc	40.70	1,379.42	- PTT Plc holds shares in this company	-
Thai Oil Plc	16,921.76	7,290.66	- PTT Plc holds shares in this company	-
Thai Lube Base Plc	121.10	867.87	- Connected through PTT Plc	-
IRPC Oil Co., Ltd.	9.00	12.52	- Connected through PTT Plc	-
Fuel Pipeline Transportation Co., Ltd.	182.99	216.01	- BCP holds 5.07% shares	-
Star Petroleum Refining Co., Ltd	3.15	-	- PTT Plc holds shares in this company	-
PTT International Trading Co., Ltd.	175.15	-	- PTT Plc holds shares in this company	-

1.2.3 Other revenue from subsidiaries, jointly-controlled businesses, associated companies and related companies.

Related company	2012	2013	Relationship for the year ended 31 December 2013	
	Baht (million)	Baht (million)	Shareholding	Management
<u>Subsidiaries</u>				
Bangchak Green Net Co., Ltd.	14.22	42.63	- BCP holds 49% shares	- BCP delegates its representatives as directors
Bangchak Biofuel Co., Ltd.	7.30	28.78	- BCP holds 70% shares	- BCP delegates its representatives as directors
Bangchak Solar Energy Co., Ltd.	1.95	12.77	- BCP holds 100% shares	- BCP delegates its representatives as directors
Bangchak Solar Energy (Prachinburi) Co., Ltd.	-	0.57	- BCP holds 49% shares	- BCP delegates its representatives as directors
Bangchak Solar Energy (Chaiyaphum1) Co., Ltd.	-	0.57	- BCP holds 49% shares	- BCP delegates its representatives as directors
Bangchak Solar Energy (Buriram) Co., Ltd	-	0.57	- BCP holds 49% shares	- BCP delegates its representatives as directors
Bangchak Solar Energy (Buriram 1) Co., Ltd.	-	0.57	- BCP holds 49% shares	- BCP delegates its representatives as directors
Bangchak Solar Energy (Nakhonratchasima) Co., Ltd.	-	0.57	- BCP holds 49% shares	- BCP delegates its representatives as directors
<u>Associated companies</u>				
Ubon Bio Ethanol Co., Ltd.	1.62	0.93	- BCP holds 21.28% shares	- BCP delegates its representatives as directors
<u>Other related businesses</u>				
PTTEP Siam Co., Ltd.	0.09	0.09	- Connected through PTT Plc	-
Fuel Pipeline Transportation Co., Ltd	8.83	5.26	- BCP holds 5.07% shares	-
Star Petroleum Refining Co., Ltd	4.93	-	- PTT Plc holds shares in this company	-
PTT Global Chemical Plc	6.61	22.50	- PTT Plc holds shares in this company	-

Related company	2012 Baht (million)	2013 Baht (million)	Relationship for the year ended 31 December 2013	
			Shareholding	Management
<u>Other related businesses</u>				
PTT International Trading	0.01	-	- PTT Plc holds shares in this company	-
DMCC				
Thai Oil Plc	29.28	-	- PTT Plc holds shares in this company	-

1.2.4 Other revenue from subsidiaries, jointly-controlled businesses, associated companies and related companies.

Related company	2012 Baht (million)	2013 Baht (million)	Relationship for the year ended 31 December 2013	
			Shareholding	Management
<u>Subsidiaries</u>				
Bangchak Green Net Co., Ltd.	0.75	0.60	- BCP holds 49% shares	- BCP delegates its representatives as directors

1.2.5 Interest expenses paid by the Company to subsidiaries for loan guarantees under grant of operating rights.

Related company	2012 Baht (million)	2013 Baht (million)	Relationship for the year ended 31 December 2013	
			Shareholding	Management
<u>Subsidiaries</u>				
Bangchak Green Net Co., Ltd.	17.09	12.96	- BCP holds 49% shares	- BCP delegates its representatives as directors
Bangchak Solar Energy Co., Ltd.	3.94	4.37	- BCP holds 100% shares	- BCP delegates its representatives as directors
<u>Other related businesses</u>				
NPC Safety and Environmental Services Co., Ltd.	1.16	1.80	- Connected through PTT Plc	-
Energy Complex Co., Ltd.	21.33	22.57	- PTT Plc holds shares in this company	-
PTT ICT Solutions Co., Ltd.	16.75	17.05	- PTT Plc holds shares in this company	-
Thai Oil Plc	1.16	0.05	- PTT Plc holds shares in this company	-

Related company	2012 Baht (million)	2013 Baht (million)	Relationship for the year ended 31 December 2013	
			Shareholding	Management
<u>Other related businesses</u>				
Thai Oil Energy Services Co., Ltd.	0.38	-	- Connected through PTT Plc	-
PTT Exploration and Production Plc	0.06	0.01	- PTT Plc holds shares in this company	-
PTT Global Chemical Plc	0.03	-	- PTT Plc holds shares in this company	-
Star Petroleum Refining Co., Ltd	0.22	-	- PTT Plc holds shares in this company	-
PTT Energy Solutions Co., Ltd.	-	1.64	- PTT Plc holds shares in this company	-

1.2.6 Debtors, advance payments and short-term loans to related businesses

1.2.6.1 Trade debtors

Related company	2012	2013	Relationship for the year ended 31 December 2013	
	Baht (million)	Baht (million)	Shareholding	Management
<u>Subsidiaries</u>				
Bangchak Green Net Co., Ltd.	907.75	1,044.93	- BCP holds 49% shares	- BCP delegates its representatives as directors
Bangchak Biofuel Co., Ltd.	8.01	7.63	- BCP holds 70% shares	- BCP delegates its representatives as directors
<u>Associated companies</u>				
Ubon Bio Ethanol Co., Ltd.	-	0.82	- Ubon Bio-Ethanol Co., Ltd. holds 21.28% shares	- BCP delegates its representatives as directors
Ubon Agricultural Energy Co., Ltd.	-	0.08	- Ubon Bio-Ethanol Co., Ltd. (associated company) holds 100% shares	- BCP delegates its representatives as directors

Related company	2012	2013	Relationship for the year ended 31 December 2013	
	Baht (million)	Baht (million)	Shareholding	Management
<u>Other related businesses</u>				
Fuel Pipeline Transportation Co., Ltd.	2.03	0.33	- BCP holds 5.07% shares	-
IRPC Plc	-	53.54	- PTT Plc holds shares in this company	-
PTT Global Chemical Plc	-	8.73	- PTT Plc holds shares in this company	-

1.2.7 Debtors and loans to related businesses

1.2.7.1 Loans

Related company	2012	2013	Relationship for the year ended 31 December 2013	
	Baht (million)	Baht (million)	Shareholding	Management
<u>Other related businesses</u>				
Fuel Pipeline Transportation Co., Ltd.	3.41	29.82	- BCP holds 5.07% shares	-

1.2.7.2 Other debtors

Related company	2012	2013	Relationship for the year ended 31 December 2013	
	Baht (million)	Baht (million)	Shareholding	Management
<u>Subsidiaries</u>				
Bangchak Solar Energy Co., Ltd.	1.25	0.59	- BCP holds 100% shares	- BCP delegates its representatives as directors
Bangchak Solar Energy (Prachinburi) Co., Ltd.	-	0.20	- BCP holds 49% shares	- BCP delegates its representatives as directors
Bangchak Solar Energy (Chaiyaphum1) Co., Ltd.	-	0.20	- BCP holds 49% shares	- BCP delegates its representatives as directors
Bangchak Solar Energy (Buriram) Co., Ltd.	-	0.20	- BCP holds 49% shares	- BCP delegates its representatives as directors
Bangchak Solar Energy (Buriram 1) Co., Ltd.	-	0.20	- BCP holds 49% shares	- BCP delegates its representatives as directors
Bangchak Solar Energy (Nakhonratchasima) Co., Ltd.	-	0.20	- BCP holds 49% shares	- BCP delegates its representatives as directors
<u>Associated companies</u>				
Ubon Bio Ethanol Co., Ltd.	0.27	-	- BCP holds 21.28% shares	- BCP delegates its representatives as directors

1.2.8 Creditors of related businesses

1.2.8.1 Trader creditors

Related company	2012 Baht (million)	2013 Baht (million)	Relationship for the year ended 31 December 2013	
			Shareholding	Management
<u>Subsidiaries</u>				
Bangchak Green Net Co., Ltd	2.16	3.91	- BCP holds 49% shares	- BCP delegates its representatives as directors
Bangchak Biofuel Co., Ltd.	93.25	228.76	- BCP holds 70% shares	- BCP delegates its representatives as directors
Bangchak Solar Energy Co., Ltd.	2.14	0.45	- BCP holds 100% shares	- BCP delegates its representatives as directors
<u>Other related businesses</u>				
Thai Oil Plc	491.61	310.34	- PTT Plc holds shares in this company	-
Thai Lube Base Plc	3.04	60.14	- Connected through PTT Plc	-
IRPC Plc	-	130.82	- PTT Plc holds shares in this company	-
PTT Global	-	57.77	- PTT Plc holds shares in this company	-

1.2.8.2 Other creditors

Related company	2012	2013	Relationship for the year ended 31 December 2013	
	Baht (million)	Baht (million)	Shareholding	Management
<u>Other related businesses</u>				
Fuel Pipeline Transportation Co., Ltd.	21.02	21.44	- BCP holds 5.07% shares	-
Energy Complex Co., Ltd.	0.06	0.12	- PTT Plc holds shares in this company	-
PTT ICT Solutions Co., Ltd	0.01	-	- PTT Plc holds shares in this company	-



1.3 Other non-current assets. These items are the Company's guarantee payment for office use under lease contracts for office and related services.

Related company	2012 Baht (million)	2013 Baht (million)	Relationship for the year ended 31 December 2013	
			Shareholding	Management
<u>Other related businesses</u>				
Energy Complex Co., Ltd.	4.75	4.75	- PTT Plc holds shares in this company	-

1.4 Other current liabilities: These items are the Company's demanded guarantee payment for operating contracts with subsidiaries companies.

Related company	2012 Baht (million)	2013 Baht (million)	Relationship for the year ended 31 December 2013	
			Shareholding	Management
<u>Subsidiaries</u>				
Bangchak Green Net Co., Ltd.	27.97	28.56	- BCP holds 49% shares	- BCP delegates its representatives as directors

1.5 Other non-current liabilities: These items are the Company's revenue received in advance for land lease from related companies.

Related company	2012 Baht (million)	2013 Baht (million)	Relationship for the year ended 31 December 2013	
			Shareholding	Management
<u>Other related businesses</u>				
Fuel Pipeline Transportation Co., Ltd.	4.87	4.40	- BCP holds 5.07% shares	- BCP delegates its representatives as directors

1. Connected transactions with PTT Plc

Orders for crude oil supplies between BCP and PTT, which is BCP's crude oil supplier for sale to industrial operators under the terms of feedstock supply agreements, are designed to enhance BCP's capability for sourcing feedstock for its processes. As for the sale of refined products, PTT notifies BCP six months in advance of its orders. A meeting is held each month to confirm orders, for which pricing follows market prices.

BCP entered into a 10-year contract with PTT, starting on August 3, 2009, for natural gas purchase to feed BCP's processes. Pricing was agreed in the contract with the terms and conditions considered normal business practice.

BCP entered into a contract with PTT for the use of PTT's Si Racha petroleum and gas terminal service. The 15-year contract, which started on January 1, 2009, involves receipt, storage and distribution of oil products. The service charge was agreed in the contract with the terms and conditions considered normal business practice.

BCP entered into an agreement with PTT to operate NGV fueling stations. The Company earned income from land use and station operation at the rates agreed in the contract, with the terms and conditions considered normal business practice.

BCP entered into an agreement with PTT on February 25, 2008, for the sale/purchase of electricity and steam. Under the contract, PTT is the investor in the construction of a plant with a capacity to produce 90 tons per hour of steam and 19.7 megawatts of electricity, while BCP is the sole buyer of all products at the prices agreed in the contract with the terms and conditions considered normal business practice. Commercial production started in June 2010.

2. Connected transactions with Bangchak Green Net Co., Ltd.

Bangchak Green Net managed Bangchak service stations and consumer product sales at Lemon Green and Bai Chak outlets. These connected transactions followed normal business practices, relied on market prices and followed the details stated in the operating right agreements.

3. Connected transactions with Bangchak Biofuel Co., Ltd.

A subsidiary company, Bangchak Biofuel was set up to produce and sell biodiesel. These connected transactions followed normal business practices, relied on market prices and followed details stated in the operation contracts.

4. Connected transactions with Bangchak Solar Energy Co., Ltd.

A subsidiary company, Bangchak Solar Energy Co., Ltd., operated a 38-megawatt PPA power plant to produce electricity from solar cell (Sunny Bangchak) phase 1, at Amphoe Bang Pa-in, Ayutthaya. These connected transactions followed normal business practices, relied on market prices and followed details stated in the operation contracts.

5. Connected transactions with Bangchak Solar Energy (Prachinburi) Co., Ltd.

A subsidiary company of Bangchak Solar Energy Co., Ltd., operated a power plant to produce electricity from solar cell, at Amphoe Kabin Buri, Prachin Buri. These connected transactions followed normal business practices, relied on market prices and followed details stated in the operation contracts.

6. Connected transactions with Bangchak Solar Energy (Chaiyaphum1) Co., Ltd.

A subsidiary company of Bangchak Solar Energy Co., Ltd., operated a power plant to produce electricity from solar cell, at Amphoe Bamnet Narong, Chaiyaphum. These connected transactions followed normal business practices, relied on market prices and followed details stated in the operation contracts.

7. Connected transactions with Bangchak Solar Energy (Buriram) Co., Ltd.

A subsidiary company of Bangchak Solar Energy Co., Ltd., operated a power plant to produce electricity from solar cell, at Amphoe Prakhon Chai, Buri Ram. These connected transactions followed normal business practices, relied on market prices and followed details stated in the operation contracts.

8. Connected transactions with Bangchak Solar Energy (Buriram 1) Co., Ltd.

A subsidiary company of Bangchak Solar Energy Co., Ltd., operated a power plant to produce electricity from solar cell, at Amphoe Nong Ki, Buri Ram. These connected transactions followed normal business practices, relied on market prices and followed details stated in the operation contracts.

9. Connected transactions with Bangchak Solar Energy (Nakhonratchasima) Co., Ltd.

A subsidiary company of Bangchak Solar Energy Co., Ltd., operated a power plant to produce electricity from solar cell, at Amphoe Dan Khun Thot, Nakhon Ratchasima. These connected transactions followed normal business practices, relied on market prices and followed details stated in the operation contracts.

10. Connected transactions with Ubon Bio Ethanol Co., Ltd

The Company's associated company, is engaged in cassava-based ethanol production. The plant can run on fresh cassava and cassava chips. The ethanol was used in the production of BCP's gasohol and most was exported to China. The transaction with this company followed normal business practices, relied on market prices and followed details stated in the operation contracts.

11. Connected transactions with Ubon Agricultural Energy Co., Ltd

Transactions with Ubon Agricultural Energy Co., Ltd, a connected company as a result of Ubon Bio-Ethanol Co., Ltd. (BCP's associated company), holding shares in this company, followed normal business practices and market prices.

12. Connected transactions with Fuel Pipeline Transportation Co., Ltd

BCP entered into contracts with this company to take its oil products from Bangchak Depot to its Bang Pa-in Depot and sell them to its customers in the Central, North and Northeast under normal business conditions and market prices.

13. Connected transactions with Thai Oil Plc

Transactions with this company, a connected company as a result of PTT's shareholding in both, followed normal business practices and market prices

14. Connected transactions with Thai Lube Base Plc

Transactions with this company, a connected company as a result of shared relationship through PTT, followed normal business practices and market prices.

15. Connected transactions with PTT Global Chemical Plc

(a company founded through the amalgamation of PTT Aromatics and Refining Plc and PTT Chemical Plc) Transactions with this company, a connected company as a result of PTT's shareholding in both, followed normal business practices and market prices.

16. Connected transactions with IRPC Plc

Transactions with this company, a connected company as a result of shared relationship through PTT, followed normal business practices and market prices.

17. Connected transactions with NPC Safety and Environmental Services Co., Ltd.

Service fees with this company, a connected company as a result of shared relationship through PTT, followed normal business practices and market prices.

18. Connected transactions with PTT International Trading Co., Ltd.

Transactions with this company, a connected company as a result of PTT's shareholding in both, followed normal business practices and market prices

19. Connected transactions with PTT ICT Solutions Co., Ltd.

Payment for the rights to use Microsoft software from this company, a connected company as a result of PTT's shareholding in both, followed normal business practices and market prices.

20. Connected transactions with PTTEP Siam Co., Ltd.

Other services fees with this company, a connected company as a result of PTT's shareholding in both, followed normal business practices and market prices.

21. Connected transactions with Energy Complex Co., Ltd.

The deposit payments, office rents and office service fees with this company, a connected company as a result of PTT's shareholding in both, followed normal business practices and market prices.

22. Connected transactions with PTT International Trading DMCC

Transactions with this company, a connected company as a result of PTT's shareholding in both, followed normal business practices and market prices.

23. Connected transactions with IRPC Oil Co., Ltd.

Transactions with this company, a connected company as a result of PTT's shareholding in both, followed normal business practices and market prices.

24. Connected transactions with Star Petroleum Refining Co., Ltd

Transactions with this company, a connected company as a result of PTT's shareholding in both, followed normal business practices and market prices.

25. Connected transactions with Thai Oil Energy Services Co., Ltd

Other services fees with this company, a connected company as a result of shared relationship through PTT, followed normal business practices and market prices.

26. Connected transactions with Thai Oil Energy Solutions Co., Ltd

Transactions with this company, a connected company as a result of shared relationship through PTT, followed normal business practices and market prices.

27. Connected transactions with PTT Exploration and Production Plc

Other services fees with this company, a connected company as a result of PTT's shareholding in both, followed normal business practices and market prices.

These transactions were undertaken in the normal course of business, with none taken as extraordinary transactions. No siphoning of interests occurred among BCP, subsidiary companies, connected companies and shareholders. Approvals were scrutinized by the President, who duly approved them as authorized by Company regulations.

Disclosure of connected transactions follow the rules of the Office of the Securities and Exchange Commission (SEC) and the Stock Exchange of Thailand (SET), as well as the accounting standards concerning the disclosure of information concerning connected parties and businesses, as defined by the Federation of Accounting Profession of Thailand.

Policy for future connected transactions

In undertaking future connected transactions, BCP will continue its product and oil pipeline transport service transactions with connected companies, since these represent normal business practices in the same industry. The pricing of products and services follow market practices and/or the details stipulated in commercial contracts. However, in such cooperation, BCP takes into consideration its best interests. The Audit Committee and the Internal Audit Office are to supervise and review BCP's business to ensure its conformance to securities and SET laws, as well as the requirements, announcements, or regulations of SET. In addition, for whichever transactions involving BCP executives, they are not allowed to cast their votes in meetings.



Management Discussion and Analysis for Business Operation

For the year ended December 31, 2013

1. Executive Summary

For the year ended 2013, the Consolidated Financial Statement recorded a net profit of Baht 4,731 million, an increase of Baht 429 million (+10%) from net profit in 2012, which was Baht 4,303 million. The net profit attributable to the equity owners of the Company amounted Baht 4,653 million and earnings per share of Baht 3.38.

An increase in net profit was from the 13% increase in Revenue from sale of goods and rendering of services. In 2013, Consolidated Revenue from sale of goods and rendering of services was Baht 186,514 million, increased from Baht 165,246 million in 2012. Refinery business reported an average crude run of 99.34 thousand barrel per day, increased from 73.71 thousand barrel per day in 2012. In addition, the Company and its subsidiaries recognized an insurance compensation of Baht 1,589 million from the incident at Crude Distillation Unit (CDU3) in 2012 and flood prevention indemnity in 2011.

Total sales volume was 7,002 million litres, 20% increase from the Year 2012 which was 5,827 million litres. There were sales volume growths of 10% in retail market and 59% in industrial market.

Revenues from Solar Power business was Baht 1,463 million, an increase of Baht 1,085 million (+287%) from 2012. In 2013, Solar Power Plant Phase 1 (PPA of 38 MW) operated full year and Phase 2 (PPA of 32 MW) commercially operated in March and April of 2013 respectively.

Consolidated EBITDA in 2013 was Baht 9,348 million, an increase of Baht 1,578 million (+20%) from 2012 which was at Baht 7,770 million.

- **Refinery and Biofuel Business** generated EBITDA of Baht 6,568 million, an increase of Baht 1,004 million (+18%) from 2012. The average crude run increased by 35% and total sales volume increased by 20%. The Company reported a Market GRM of 5.76 \$/BBL, a decrease from 8.34 \$/BBL in 2012. Reasons of a decreasing in Market GRM were from a decline in the Company's major products crack spreads and an increase in fuel oil volume from temporary shutdown of Hydrocracking unit.

There was a Baht 1,189 million (1.06 \$/BBL) gain from inventory (include Inventory Hedging) in 2013, whereas there was a Baht 711 million (-0.84 \$/BBL) loss from inventory in 2012. Gain from GRM hedging transaction was Baht 800 million (0.71 \$/BBL) in 2013 whereas there was a Baht 686 million (0.81 \$/BBL) gain from GRM hedging transaction in 2012. There was a Baht 923 million loss from foreign currencies forward contract in 2013, whereas in 2012 there was a Baht 746 million gain from foreign currencies forward contract.

For Biofuel Business, average daily production rate was 0.34 million litre, an increase from a daily production rate of 0.31 million litre in 2012.

- **Marketing Business** generated EBITDA of Baht 1,383 million, a decrease of Baht 400 million (-22%) from 2012. Total marketing sales volumes was 5,005 million litre, an increase of 436 million litre (+10%) from last year. The 10% volume growths applied to both retail and industrial market. However, total Marketing Margin was 0.53 Baht per litre, dropped 19% from last year. Retail margin decreased 16% and industrial margin decreased 33%. The main reasons were cost increased from the using of ethanol produced from cassava, which had higher cost when compared to ethanol produced from molasses, and the intense industrial market competition in diesel product as other major oil producers sold the product locally instead of export.
- **Solar Power Business** generated EBITDA of Baht 1,396 million, an increase of Baht 974 million (+231%) from 2012, as Solar Power Plant Phase 1 (PPA of 38 MW) operated full year and from the commercially operated of Solar Power Plant Phase 2 (PPA of 32 MW) at Ayutthaya province and Chaiyaphum province in March and April 2013 respectively.

The Consolidated Financial Statement recorded Net Profit of Baht 4,731 million. Net Profit attributable to the owners of the Company was Baht 4,653 million or earnings per share of Baht 3.38, an increase from a net profit of Baht 4,273 million or earnings per share of Baht 3.10 in 2012.

The Company and its subsidiaries' operating results are summarized as below;

Unit: Million Baht								
	Q4 2013	Q4 2012	YoY (%)	Q3 2013	QoQ (%)	2013	2012	YoY (%)
Revenue from sale of goods and rendering of services	48,064	43,952	9%	46,062	4%	186,514	165,246	13%
Cost of sale of goods and rendering of services	-45,620	-41,906	9%	-43,471	5%	-177,472	-158,083	12%
Gross Profit	2,444	2,045	19%	2,591	-6%	9,041	7,163	26%
EBITDA	1,810	2,037	-11%	2,564	-29%	9,348	7,770	20%
EBITDA (Refinery and Biofuel Business) ^{1/}	1,276	1,59	-20%	1,838	-31%	6,568	5,564	18%
EBITDA (Marketing Business) ^{2/}	120	278	-57%	354	-66%	1,383	1,783	-22%
EBITDA (Solar Power Business) ^{3/}	415	166	150%	372	12%	1,396	422	231%
Depreciation and Amortization	(712)	(710)	0%	(705)	1%	(2,777)	(2,454)	13%
Gain (loss) on foreign exchange	(111)	43	N/A	95	N/A	132	346	-62%
Net reversal of allowance for loss from impairment of assets	54	239	-78%	(3)	N/A	24	295	-92%
Finance costs	(255)	(274)	-7%	(299)	-15%	(1,064)	(940)	13%
Income tax expense	(68)	(190)	-64%	(278)	-76%	(932)	(715)	30%
Profit attributable to Non-controlling interests	29	(1)	N/A	14	107%	78	30	160%
Net Profit	718	1,146	-37%	1,374	-48%	4,731	4,303	10%
Total equity attributed to owners of the company	688	1,147	-40%	1,359	-49%	4,653	4,273	9%
Basic earnings (loss) per share (Baht)	0.50	0.83	-40%	0.99	-49%	3.38	3.10	9%

1/ EBITDA from Refinery Business, Bangchak Biofuel Co., Ltd. and share of profit from Ubon Bio Ethanol Co, Ltd. The figure included Gain (Loss) from crude and product oil hedging contract and Gain (loss) from foreign currencies forward contract

2/ EBITDA from Marketing Business and Bangchak Greenet Co.,Ltd.

3/ EBITDA from Solar Power Plant Business, Bangchak Solar Energy Co.,Ltd. and its subsidiaries

Sales volume in each market category of the Company

Marketing Business Unit: Million Litre	Q4 2556	Q4 2555	YoY (%)	Q3 2556	QoQ (%)	2013	2012	YoY (%)
Retail	754	706	7%	725	4%	2,935	2,679	10%
Industrial	542	490	11%	492	10%	2,070	1,890	10%
Total	1,295	1,196	8%	1,216	7%	5,005	4,569	10%
Wholesale Business Unit: Million Litre								
PTT	171	161	6%	160	7%	638	540	18%
Export	206	164	25%	298	-31%	1,039	518	101%
Others	115	74	56%	59	95%	319	201	59%
Total	492	399	23%	517	-5%	1,996	1,259	59%
Total Sales Volume	1,787	1,595	12%	1,733	3%	7,002	5,827	20%

Summary of The Company and its subsidiaries' operating results

Comparison of Q4/2013 and Q4/2012 operating results

In Q4/2013, Consolidated Financial Statement recorded Revenue from sale of goods and rendering of services of Baht 48,064 million, an increase of Baht 4,112 million (+9%) when compared to Q4/2012. Revenue increased from increases in refinery crude run, total sales volumes growth, and subsidiaries' revenues growth.

- Refinery Business had average crude run of 101.17 thousand barrel per day, 20% increase from average crude run of 84.64 thousand barrel per day in Q4/2012. Crude Run in Q4/2012 was low as there was a shutdown of crude distillation unit (CDU3).
- Marketing Business recorded an 8% increase in sales volumes, from 11% growth in industrial market and 7% growth in retail market when compared to same period last year.
- Biofuel Business recorded average daily production rate of 0.35 million litre, a 6% increase when compared to the same period last year, and a 13% growth in B100 sales volumes from Q4/2012.
- Solar Power Business had a 284% increase in total electricity generation when compared to same period last year, mainly from commercial operation of Solar Power Plant Phase 2.

Total EBITDA was Baht 1,810 million, 11% decreased from Q4/2012. Reasons of decreases were from a decrease in Market GRM, as the Company's major products crack spread declined. The Company had a Baht 418 million loss from foreign currencies forward contract, whereas in Q4/2012 there was a Baht 199 million gain from foreign currencies forward contract. Decrease in EBITDA also resulted from a 26% dropped in total marketing margin, as the Company cooperated with government's policy of using ethanol produced from cassava, which had higher cost when compared to ethanol produced from molasses, and an intense industrial market competition in diesel product as other major oil producers sold the product locally instead of export.

The Consolidated Financial Statement recorded Net profit of Baht 718 million. Net Profit attributable to the owners of the Company was Baht 688 million, a decrease of Baht 459 million (-40%) from Q4/2012 which was at Baht 1,147 million. Earnings per share was 0.50 Baht, compared to 0.83 Baht in Q4/2012.

Comparison of Q4/2013 and Q3/2013 operating results

In Q4/2013, Consolidated Financial Statement recorded Revenue increase of Baht 2,002 million (+4%) when compared to Q3/2013. Revenue increased from increases in refinery crude run, total sales volumes growth, and subsidiaries' revenues growth.

- Refinery Business had average crude run of 101.17 thousand barrel per day, 1% increase from average crude run of 100.61 thousand barrel per day in Q3/2013.
- Marketing Business recorded a 7% increase in sales volumes, from 10% growth in industrial market and 4% growth in retail market when compared to same period last year.
- Biofuel Business recorded average daily production rate of 0.35 million litre, 6% increase when compared to previous quarter, which was at 0.33 million litre per day, and a 10% growth in B100 sales volumes from Q4/2012.
- Solar Power Business had an 8% increase in total electricity generation when compared to previous quarter.

Total EBITDA was Baht 1,810 million, 29% decreased from Q3/2013. Market GRM increased 4% from previous quarter as crack spreads of Company's major products increased. GRM Hedging transaction gain in Q4/2013 was 54% higher than previous quarter's figure, but inventory gain in Q4/2013 was 33% less than previous quarter's figure. The Company had a Baht 418 million loss from foreign currencies forward contract, whereas in Q3/2013 there was a Baht 51 million loss from foreign currencies forward contract.

Total marketing margin in Q4/2013 dropped as oil prices fluctuated and impacted retail price adjustment mechanism.

The Consolidated Financial Statement recorded Net profit of Baht 718 million. Net Profit attributable to the owners of the Company was Baht 688 million, a decrease of Baht 671 million (-49%) from Q3/2013.

Company's projects status are shown as follow:

Project	Details	Progress
1. Refinery Business Project		
1.1 Tail Gas Treating Unit	The project helps decreasing the emission level of Sulfur Dioxide from the Sulfur Recovery Unit. The total project value is approximately USD 37 million.	Project Completed and operated since the end of 2014.
2. Marketing Business Project		
2.1 Gasohol Promotion Project	The project aims to promote and expand the use of gasohol through increasing numbers of E20 and E85 service stations, including sales promotion through gasohol club card.	In 2013, the Company had an average monthly sales volume of 26.05 million litres for E20 product and of 7.70 million litres for E85 product. The number of E20 service stations and E85 service stations were 678 and 102 stations, respectively.
2.2 BigC Mini in Bangchak Service Stations	The cooperation between the Company and BigC. BigC has invested and operated BigC Mini convenient stores in Bangchak Service Stations. Bangchak has received benefits in terms of revenue sharing. The cooperation also has brought in new customer base for Bangchak Service Stations	At the end of 2013, there were 62 branches of BigC Mini in Bangchak Service Stations. Target in 2014 is to have BigC Mini 150 branches in Bangchak Service Stations.



Project	Details	Progress
3. Renewable Energy Business Project 3.1 Electricity Generation from Solar Energy–Solar Power Plant Phase3	<p>There are 5 sites of solar power plant with a total power purchase agreement (PPA) of 48 MW supplied to Provincial Electricity Authority (PEA). The projects were constructed by two EPC contractors, details as shown below:</p> <ol style="list-style-type: none"> 1. Three projects in Buriram province and Prachin Buri province (Total PPA of 32 MW) were constructed by the Consortium of CHINA TRIUMPH INTERNATIONAL ENGINEERING COMPANY LIMITED and SOLARTRON PUBLIC COMPANY LIMITED. 2. Two projects in Chaiyaphum province and Nakhon Ratchasima province (Total PPA of 16MW) were constructed by the Consortium of GUNKUL ENGINEERING PUBLIC COMPANY LIMITED and TRINA SOLAR ENERGY DEVELOPMENT PTE LIMITED. 	<p>The projects have started construction in October 2013. Targeted Project Commercial Operation Dates (COD) are as shown below:</p> <ul style="list-style-type: none"> • Prakhonchai, Buriram province (PPA of 8 MW) is expected to COD in April 2014. • Nong Ki, Buriram province (PPA of 8 MW) is expected to COD in April 2014. • Dan Khun Thot, Nakhon Ratchasima province (PPA of 8 MW) is expected to COD in April 2014. • Hua-Ta-Lay, Chaiyaphum province (PPA of 8 MW) is expected to COD in June 2014. • Kabin Buri, Prachinburi province (PPA of 16 MW) is expected to COD in August 2014.

Financial related activities in 2013 are shown as follow:

	Details	Progress
1. Company Credit Rating	TRIS rating is the Company's credit rating agency since 2008	In year 2012, the Company was rated stable A- rating on 20 December 2013
2. Long-term Loan from financial institutions		
2.1 Long-term loan of the Company	The Company had restructured its debt profile in 2013. In July 2013, the Company made a partial early repayment of Baht 5,500 million of the balance of the long – term loan. Later the Company had entered into a 5 year long-term loan agreement amounted USD 200 million (equivalent to Baht 6,501 million referred to foreign exchange rate at the end of year 2012) for future investment purpose.	The Company had drawdown the USD200 million loan in December 2013.
2.2 Long-term loan of Bangchak Solar Energy Co., Ltd.	Bangchak Solar Energy Co.,Ltd. had entered into 10 year and 18 year credit facility agreements amounted Baht 1,885 million for Solar Power Plant Phase 2 Construction.	Bangchak Solar Energy Co.,Ltd. had utilized credit facilities in 2013.
3. Dividend Policy	The Company's dividend policy is to pay dividend of not less than 30 percent of net profit of Consolidated financial statements after deduction of allocation of legal reserve (with additional conditions)	<p>In 1Q2013, the Company announced dividend payment of baht 0.90 per share for the operation period from 1 July 2012 until 31 December 2012.</p> <p>In 3Q2013, the Company announced interim dividend payment of baht 0.60 per share for the operation period from 1 January 2013 until 30 June 2013.</p>

2. Performance Summary

2.1 Crude Oil Price Situation

In the fourth quarter of 2013, the average of Dubai crude oil price was \$106.81, rose by only \$0.51 from an average of the third quarter of 2013. Main factors to support Dubai crude oil prices were supply concern from civil unrest in Libya as Libyan crude oil export fell to 90,000 barrels per day (bpd), compared to a normal capacity of 1.4 million bpd. Moreover, there was the civil unrest in Egypt, Syria, Iraq, South Sudan, North Africa and Yemen which resulted in increased supply disruption. However, these supply disruption from several countries above had been released softly at the end of the fourth quarter. Positive economic data to support the Dubai crude oil prices was the robust U.S. manufacturing activity index in September which was the two and a half year high level. IMF forecasted that U.S. gross domestic product (GDP) growth rate in Q3 was estimated on a two year-high of 4.1%, rising from last estimation of 3.6% and compared to 2.5% in Q2. As U.S. economic data shown improvement, the U.S. Federal Reserve (Fed) decided to start to reduce its \$85 billion-a-month bond-buying program to the level of \$75 billion-a-month, affecting riskier global assets including commodities, particularly U.S. crude oil benchmark and U.S. dollar.

However, Dubai crude oil prices had been pressured by a 16-day-partial shutdown of U.S. government in October 2013 after facing problems of budget overcame and unsolved nation's debt ceiling crisis. This impacted to nearly one million workers going without pay and also cut energy demand in U.S. This affected overall U.S. economy in the beginning of fourth quarter 2013. Moreover, another factor to pressure Dubai crude oil prices was a lower tension over Iran's nuclear program continued to ease. The talk between Iran and P5+1 (United States, Britain, France, Russia, China and Germany) in Geneva in November made a progress of interim agreement whereby Iran has been freezing some parts of nuclear program including the development of suspension of EU and the U.S. sanctions on insurance for 6 months, in exchanging for limited easing of some sanctions which significantly affected its economy. As one of records, Iran's exports have been limited around 1 million barrels per day since 2012 because of tightening sanctions. Overview crude oil stock in U.S. had been increased in Q4 because many refineries near Mexican Gulf had not yet came back from maintenance, together with a slower demand in Europe. In addition, European Central Bank (ECB) announced a decrease in interest rate to the lowest level of 0.25% from 0.5%, aiming to stimulate future European economy.

For comparison of Dubai crude oil price in 2013 to 2012, there was a price decrease by 3.6\$/BBL as Non-OPEC supply, especially North America and Canada, rose by 1 million barrel during a year-round. Also, a trend of Iraq's oil production and oil exports had continuously gone up, when compared to 2012. On the other hand, the global demand growth rate was increased at a slower rate than supply growth. Finally, the world economic growth in 2013, especially in U.S. and emerging markets, was at slower level when compared to last year.

Crack Spreads Analysis

The average of Mogas/Dubai crack spread in Q4/2013 was 9.18\$/barrel, compared to the average of 12.63\$/barrel in the previous quarter. The higher exports from China, Taiwan, India and Saudi Arabia pressured Mogas/Dubai crack spread in the early fourth quarter. As one of records, Sinopec and PetroChina had more export quota for gasoline in Q4, compared to Q3. Taiwan CPC and Formosa's refineries were back from turnaround resulted in more term-contract gasoline export. There was higher arbitrage from Europe to Asia due to a lower domestic demand in European countries during winter. These factors had a drawback in Mogas/Dubai crack in Q4. On the other hand, there were some factors supporting the Mogas/Dubai crack spread. Demand in Indonesia was improved because of a 120,000 bpd Balongan refinery turnaround during a period of mid-October to mid-November and South Korea had exported less as its decreased crude run rates.

For comparison of Mogas/Dubai crack spread in 2013 and 2012, the Mogas/Dubai spread slightly decreased by 0.82\$/barrel in 2013. It was from a higher than expect supply increase especially from China, while U.S. and European demand had been decreased significantly during winter. However, there were some advantages for gasoline crack in 2013 including unplanned shutdowns of Taiwan Formosa refinery, India Reliance refinery and Japan Idemitsu Kosan's refinery that cut gasoline production and gasoline exports.

The average Jet Fuel (Kerosene)/Dubai crack spread in the Q4/2013 was 17.31\$/barrel, compared to an average of 16.96 \$/barrel in the previous quarter. The Jet Fuel (Kerosene)/Dubai crack spread was stronger from a higher demand of jet fuel and heating oil from North Asia, especially in Japan and China during winter. However Jet Fuel (Kerosene)/Dubai crack spread got pressure by more export from Taiwan.

For comparison Jet Fuel (Kerosene)/Dubai crack spread, the spread had decreased by only 0.34 \$/barrel in 2013, compared to 2012, resulting from more supply from Taiwan, South Korea, India and Japan in the second quarter of 2013. Moreover, the arbitrage from Asia to Europe had been weakening due to slow European economics. On demand side, there was lower jet fuel uses in transportation and travel sectors in 2013, compared to 2012.

The Gasoil/Dubai crack spread was 17.70\$/barrel in Q4/2013, compared to 17.39\$/barrel in the previous quarter. The Gasoil/Dubai spread was supported by Saudi Arabia's increase in the beginning of fourth quarter, a period of Islamic pilgrimage (the Hajj). Also, there were more demand in Asian countries in winter and several refineries were during their maintenance period, especially in Indonesia. Moreover, Japan and India's exports were dropped. Japan turned to produce more kerosene and less gasoil. India gasoil supply fell during end of Q4, due to higher domestic demand and a preparation for refinery maintenance in January 2014. Market expected that Qingdao pipeline blast could affect China's short supply. Supply from Taiwan was expected to fall after unplanned shutdown of Taiwan Formosa's refinery. In contrast, partial operation of SATROP's 400,000 bpd new refinery in Saudi Arabia since September 2013 led to an increase in supply.

For comparison of Gasoil/Dubai crack spread, the spread had slightly increased by 0.72\$/barrel in 2013, compared to 2012. This was from more demand in winter, especially cold weather in U.S. at the end of Q4/2013. However, some drawbacks of gasoil spread were from Indonesia and India's currency depreciation and decreased government subsidies in some Asian countries.

The average Fuel Oil/Dubai crack spread was -10.40\$/barrel in Q4/2013, compared to an average of -10.57\$/barrel in the previous quarter. Fuel Oil/Dubai spread had been slightly strong as fuel oil stock in Singapore continuously fell for many weeks in October 2013. Moreover, the arbitrage fuel oil from west to Asia decreased because there was transportation cost increase and refineries maintenance season in the U.S. and European. Demand of fuel oil for marine and electricity production in December, especially in Japan and South Korea, increased. On the supply side, India's gasoil exports dropped as it was refineries maintenance period. In contrast, there were some negative factors to pressure gasoil spread such as more exports from SATORP's new refinery in Saudi Arabia, more supply from Russia and Europe's refineries as they were back from maintenance.

In 2013 Fuel Oil/Dubai crack spread decreased by 4.68\$/barrel from 2012. This was because of arbitrage in flow to Asia whereas fuel oil demand in Japan decreased as they switched from fuel oil to LNG and coal. Chinese teapot refineries and bunker demand declined due to China's economic slowdown. However, positive factor for Fuel Oil/Dubai crack spread was from robust fuel oil tenders which hit a year-high level in November 2013.

The table of oil prices and crack spreads comparison

Unit: USD/bbl

	Q4 2013	Q4 2012	YoY (%)	Q3 2013	QoQ (%)	2013 MAX	2013 MIN	2013 AVG	2012 MAX	2012 MIN	2012 AVG	YoY (%)
DB	106.81	107.53	-0.67%	106.20	0.57%	113.65	96.74	105.45	124.20	89.10	109.05	-3.30%
UNL95/DB	9.18	13.40	-31.47%	12.63	-27.32%	24.88	5.63	13.55	23.39	6.52	14.37	-5.71%
IK/DB	17.31	19.26	-10.13%	16.97	2.00%	23.96	13.2	17.40	23.24	12.12	17.75	-1.97%
GO/DB	17.70	17.51	1.09%	17.39	1.78%	22.43	13.77	17.82	22.41	12.58	17.10	4.21%
FO/DB	-10.40	-8.93	-16.45%	-10.57	1.61%	-0.75	-14.85	-8.01	5.47	-13.42	-3.33	-140.54%

Note: In 2012, GO/DB based on Gasoil 0.50% sulfur and the GO/DB has changed the based to Gasoil 0.05% sulfur in 2013

2.2 Refinery Business and Biofuel Business

In 2013, Refinery Business and Biofuel Business recorded an EBITDA of Baht 6,568 million, an increase of Baht 1,004 million (+18%) from 2012 which was at Baht 5,564 million. The Company also recognized its share of profit of associated company (Ubun Bio Ethanol Co., Ltd.) of Baht 34 million.

2.2.1 Refinery Business

Refinery Business	Q4 2013	Q4 2012	YoY (%)	Q3 2013	QoQ (%)	2013	2012	YoY (%)
Average Crude Run (KBD)	101.17	84.64	20%	100.61	1%	99.34	73.71	35%
Utilization Rate (%)	84%	71%	20%	84%	1%	83%	61%	35%
Average FX (THB/USD)	31.87	30.82	3%	31.61	1%	30.86	31.22	-1%

Unit: Million Baht

	Q4 2013	Q4 2012	YoY (%)	Q3 2013	QoQ (%)	2013	2012	YoY (%)
Market GRM	1,429	2,558	-44%	1,380	4%	6,441	7,026	-8%
GRM Hedging	353	288	23%	230	54%	800	686	17%
Gain/(Loss) from Inventory (include inventory hedging)	622	-643	N/A	926	-33%	1,189	-711	N/A
Total GRM	2,404	2,203	9%	2,535	-5%	8,429	7,002	20%
EBITDA	1,154	1,582	-27%	1,776	-35%	6,217	5,403	15%

Unit: USD/bbl

	Q4 2013	Q4 2012	YoY (%)	Q3 2013	QoQ (%)	2013	2012	YoY (%)
Market GRM ^{1/}	4.82	10.66	-55%	4.72	2%	5.76	8.34	-31%
GRM Hedging	1.19	1.20	-1%	0.78	53%	0.71	0.81	-12%
Gain/(Loss) from Inventory (include inventory hedging)	2.10	-2.68	N/A	3.17	-34%	1.06	-0.84	N/A
Total GRM	8.10	9.18	-12%	8.67	-7%	7.53	8.31	-9%

Note: 1. Calculation of percentage change in USD may differ from Thai Baht as there is no impact of currency movement

Comparison of Q4/2013 and Q4/2012 operating results

Refinery Business had average crude run of 101.17 thousand barrel per day, 20% increase from average crude run of 84.64 thousand barrel per day in Q4/2012. Crude Run in Q4/2012 was low as there was a shutdown of crude distillation unit (CDU3).

Market GRM of Q4/2013 was at 4.82 \$/BBL, a 55% decrease from Q4/2012 as the Company's major products crack spreads declined, especially UNL95/DB which decreased 4.22 \$/BBL as lower demand in Asia (which were from currency depreciations and decrease in governments oil subsidies in Indonesia, Malaysia, and India) and FO/DB crack spread 1.47 \$/BBL decrease from demand dropped in Asia and arbitrage in-flow increased to Asia.

The Company had a Baht 353 million gain (+23%) from GRM Hedging and a Baht 622 million inventory gain. As there was a substantial depreciation of Thai Baht currency in Q4/2013, the Company had a Baht 418 million loss from foreign currencies forward contract, whereas in Q4/2012 there was a Baht 119 million gain from foreign currencies forward contract.

In Q4/2013, the Refinery Business has recorded an EBITDA of Baht 1,154 million, a decrease of 27% from Q4/2012.

Comparison of Q4/2013 and Q3/2013 operating results

Refinery Business had average crude run of 101.17 thousand barrel per day, 1% increase from average crude run of 100.61 thousand barrel per day in Q3/2013.

Market GRM of Q4/2013 was at 4.82 \$/BBL, a 2% increase from Q3/2013 as crack spreads of Company's major products increased, except for UNL95/DB which declined significantly. However, products crack spreads started to increase in the late of Q4/2013.

Refinery Business recorded a 35% decline of EBITDA from Q3/2013. GRM Hedging transaction gain in Q4/2013 was 54% higher than previous quarter's figure, but inventory gain in Q4/2013 was recorded at Baht 622 million, a 33% decrease from inventory gain in Q3/2013 which was at Baht 926 million. As there was a depreciation of Thai Baht currency in Q4/2013, the Company had a Baht 418 million loss from foreign currencies forward contract, whereas in Q3/2013 there was a Baht 51 million loss from foreign currencies forward contract.

Comparison of 2013 and 2012 operating results

In 2013, Refinery's average crude run was recorded at 99.34 thousand barrel per day, an increase from 73.71 thousand barrel per day in 2012, as in 2012 there was refinery shutdowns from annual maintenance and from incident of Crude Distillation Unit (CDU) no.3. In 2013, there was a temporary shutdown of Hydrocracking Unit (HCU).

Market GRM was recorded at Baht 6,441 million, a 8% decrease from 2012 which was at Baht 7,026 million. Market GRM was recorded at 5.76 \$/BBL, a 31% decrease from 2012 which was at 8.34 \$/BBL, as there was a decline in Company's major products crack spreads, especially FO/DB, and UNL95/DB, impacting from supply of new refinery in the region. There was a significant drop in FO/DB from -3.33 \$/BBL in 2012 to -8.01 \$/BBL in 2013. The Company also had an increase in fuel oil volume from temporary shutdown of Hydrocracking unit.

There was a Baht 1,189 million (1.06 \$/BBL) gain from inventory (include Inventory Hedging) in 2013, whereas there was a Baht 711 million (-0.84 \$/BBL) loss from inventory in 2012. Gain from GRM hedging transaction was Baht 800 million (0.71 \$/BBL) in 2013 whereas there was a Baht 686 million (0.81 \$/BBL) gain from GRM hedging transaction in 2012. As there was a substantial depreciation of Thai Baht currency in second half of 2013, the Company had a Baht 923 million loss from foreign currencies forward contract, whereas in 2012 there was a Baht 746 million gain from foreign currencies forward contract. Refinery business also recognized insurance compensation of Baht 1,518 million from the incident at Crude Distillation Unit (CDU3) in 2012.

Therefore, in 2013 the Company had total GRM of Baht 8,429 million (7.53 \$/BBL) and EBITDA of Baht 6,217 million, a 15% increase from Baht 5,403 million in 2012.

Note: the Company had changed the calculations of Gain/Loss from GRM Hedging transaction and Gain/Loss from inventory by excluding impacts of Gain/Loss from foreign currencies forward contract, therefore the figures represented here is not the same with the figures shown in Annual Report 2012.

2.2.2 Biofuel Business

Biofuel Business	Q4 2013	Q4 2012	YoY (%)	Q3 2013	QoQ (%)	2013	2012	YoY (%)
Average Daily Production Rate (Million litre/ day)	0.35	0.33	6%	0.33	6%	0.34	0.31	10%
Utilization Rate*	98%	93%	5%	93%	5%	95%	87%	9%
B100 Sales Volume (Million litre)	42.42	37.69	13%	38.48	10%	166.30	142.28	17%

* Note: In 2012, nameplate capacity was 0.30 million litre/day, and in 2013 nameplate capacity was 0.36 million litre/day. The utilization rate in the table was calculated based on average daily production rate of each period compared to nameplate capacity of 0.36 million litre/day.

Comparison of Q4/2013 and Q4/2012 operating results

In Q4/2013 Biofuel Business by Bangchak Biofuel Co., Ltd had total sales revenue of Baht 1,263 million, an increase of Baht 311 million (+33%) from Q4/2012. The average daily production rate was at 0.35 million litre per day (+6%) and the total sales volume of B100 was recorded at 42.42 million litre, an increase of 13% from Q4/2012. The margin per unit was increased from an increase in average B100 price when compared to average B100 in Q4/2012. There was an inventory gain of Baht 66 million compared to an inventory loss of Baht 52 million in Q4/2012. EBITDA in Q4/2013 was Baht 119 million, an increase of Baht 102 million from Q4/2012.

Comparison of Q4/2013 and Q3/2013 operating results

In Q4/2013 there was an increase in total sales revenue of Baht 243 million (+24%) from the previous quarter. The average daily production rate increased by 6% and the total sales volume of B100 increased 3.93 million litre (+10%) from Q3/2013.

Average margin per unit increased from an increase in B100 price. The inventory gain was recorded at Baht 66 million in Q4/2013 compared to Baht 34 million in the previous quarter.

In Q4/2013 there was EBITDA of Baht 119 million, an increase of Baht 51 million from Q3/2013.

Comparison of 2013 and 2012 operating results

In 2013, Biofuel Business recorded total sales revenue of Baht 4,401 million, a decreased of Baht 42 million from 2012. The decrease was from the decline in average B100 price in 2013 when compared to average B100 price in 2012, though there was an increase in total sales volume. Total sales volume of B100 was recorded at 166.30 million litre, an increase of 17% from last year.

The average production rate in 2013 was 0.34 million litre per day, an increase from an average production rate of 0.31 million litre per day in 2012. The margin per unit was increased from 1) a decline in B100 cost as it was in line with a decline in B100 price and 2) the inventory management. There was inventory gain of Baht 160 million compared to Baht 16 million in 2012.

In 2013 Biofuel Business has an EBITDA of Baht 345 million, an increase of Baht 161 million from previous year.

2.3 Marketing Business and Bangchak Green Net Co., Ltd.

Sales volume in each market category of Marketing Business

Unit: Million Litre

Marketing Business	Q4 2013	Q4 2012	YoY (%)	Q3 2013	QoQ (%)	2013	2012	YoY (%)
Retail	753.73	705.95	7%	724.61	4%	2,935.02	2,678.83	10%
Industrial	541.67	490.11	11%	491.64	10%	2,070.09	1,889.83	10%
Total	1,295.39	1,196.06	8%	1,216.25	7%	5,005.11	4,568.67	10%

Sales volume in each product category of Marketing Business

Unit: Million Litre

	Q4 2013	Q4 2012	YoY (%)	Q3 2013	QoQ (%)	2013	2012	YoY (%)
Diesel	711.71	656.29	8%	617.64	15%	2,701.49	2,435.95	11%
Gasoline	345.07	312.98	10%	341.40	1%	1,309.27	1,146.62	14%
UNL 91	13.92	82.81	-83%	12.35	13%	33.19	341.89	-90%
Gasohol 91	130.43	110.21	18%	131.81	-1%	524.62	408.31	28%
Gasohol 95	87.93	54.52	61%	87.97	-0.04%	346.39	197.57	75%
Gasohol E20	81.41	54.87	48%	82.76	-2%	312.65	173.17	81%
Gasohol E85	31.37	10.57	197%	26.51	18%	92.42	25.68	260%
Jet Fuel	164.10	161.27	2%	178.69	-8%	694.77	707.93	-2%
Fuel Oil	42.46	54.29	-22%	50.42	-16%	189.31	227.42	-17%
LPG	14.09	2.09	575%	15.46	-9%	46.69	14.11	231%
Lubricant	17.48	8.74	100%	12.36	41%	62.04	34.07	82%
Others	0.48	0.40	20%	0.28	71%	1.53	2.57	-40%

The table below shows detail of Marketing Margin

Unit: Baht/Litre

	Q4 2556	Q4 2555	YoY (%)	Q3 2556	QoQ (%)	2556	2555	YoY (%)
Retail Margin	0.71	0.91	-22%	0.76	-7%	0.73	0.87	-16%
Industrial Margin	0.19	0.30	-37%	0.20	-6%	0.23	0.34	-33%
Total	0.49	0.66	-26%	0.53	-8%	0.53	0.65	-19%

Comparison of Q4/2013 and Q4/2012 operating results

In Q4/2013, Total Sales Volumes by Marketing Business increased 8%, an increase in Industrial Sales Volumes 11% and Retail Sales Volumes 7% when compared to Q4/2012, from the ability to increase sales volume to support a higher crude run of Refinery Business.

Volumes increase was mainly from the volume sales of Diesel and Gasoline products from the government's policy of First Car Owner Tax Redemption. Gasohol E85 sales volume had a 197% growth from the Company's expansion of E85 service stations, together with an increasing number of Gasohol E85 vehicles and from the lower price of Gasohol E85 product when compared to other Gasohol products.

Total Marketing Margin was decreased 26% when compared to Q4/2012. Retail Margin was decreased 22%. Main reason was cost increased from the using of ethanol produced from cassava, which had higher cost when compared to ethanol produced from molasses. Industrial Margin was decreased 39% from the intense industrial market competition in diesel product as other major oil producers sold the product locally instead of export.

In Q4/2013, EBITDA of Marketing Business was recorded Baht of 120 million, a decrease of 57% when compared to the same period last year.

Comparison of Q4/2013 and Q3/2013 operating results

In Q4/2013, Total Sales Volumes increased 7% when compared to Q3/2013 from the seasonal effect. Total Marketing Margin was slightly dropped from Q3/2013 as oil prices fluctuated impacting retail price adjustment mechanism.

In Q4/2013, EBITDA of Marketing Business was recorded Baht of 120 million, a decreased of 66% when compared to the previous quarter.

Comparison of 2013 and 2012 operating results

In 2013, Total Sales Volumes by Marketing Business was 5,005.11 million litre, an increase of 10% when compared to 2012. Retail Sales Volumes and Industrial Sales Volumes grew at similar rate of 10 from the ability to increase sales volume to support a higher crude run of Refinery Business, together with the Company's network expansion plan and a continuous service station quality improvement policy. Volumes increase was mainly from Diesel and Gasoline products, with growth of 11% in Diesel and 14% in Gasoline. UNL91 sales volumes decreased by the Government Policy of discontinue selling 91-octane petrol since January 2013, while Gasohol products sales volumes increased 59% when compared to 2012.

In 2013, there was an expansion of E20 and E85 service stations. The number of E20 service station was 678 stations, increase of 97 stations from 2012, and the number of E85 service station was 102 stations, increase of 51 stations from previous year.

Total Marketing Margin was at 0.53 Baht per litre, a decrease of 19% from previous year. The Retail Margin decreased by 16%. Main reasons were cost increased from the using of ethanol produced from cassava, which had higher cost when compared to ethanol produced from molasses, and from oil prices fluctuated impacting retail price adjustment mechanism. Industrial margin was decreased 33% from a price competition of Diesel in industrial market as other major oil producers sold the product locally instead of export.

In 2013, EBITDA of Marketing Business was recorded of Baht 1,383 million, a decrease of 22% from the previous year.

2.4 Solar Power Plant Business

Production Capacity and Solar Irradiation of Solar Power Plant Phase 1

	Q4 2013	Q4 2012	YoY (%)	Q3 2013	QoQ (%)	2013	2012	YoY (%)
Electricity Generation (Million kWh)	17.32	15.98	8%	15.72	10%	66.88	32.97	103%
Irradiation (kW/m2)	4.72	4.54	4%	4.85	-3%	5.07	5.03	1%

Electricity Generation and Solar Irradiation of Solar Power Plant Phase 2

	Q4 2013	Q4 2012	YoY (%)	Q3 2013	QoQ (%)	2013	2012	YoY (%)
Electricity Generation (Million kWh)	19.57	-	-	18.36	7%	59.83	-	-
Irradiation (kW/m2)	4.92	-	-	4.94	-0.47%	5.26	-	-

Total Electricity Generation of Solar Power Plant of Phase 1 and Phase 2

	Q4 2013	Q4 2012	YoY (%)	Q3 2013	QoQ (%)	2013	2012	YoY (%)
Electricity Generation (Million kWh)	36.88	15.98	131%	34.08	8%	126.71	32.97	284%

Solar Power Plant Phase 1 (PPA of 38 MW), partially operated in April 2012 and fully operated in July 2012. In 2013, Solar Power Plant Phase 1 had a total electricity generation of 66.88 M kWh, an increase of 103% from 2012 which was at 32.97 M kWh. Average Solar Irradiation was 5.07 kW/m2/day in 2013, compared to 5.03 kW/m2/day in 2012.

Solar Power Business Phase 2 (PPA of 32 MW), at Bamnet Narong, Chaiyaphum Province and Bang Pa Han, Ayutthaya Province, operated on 6th March 2013 and 5th April 2013, respectively. In 2013, Solar Power Plant Phase 2 had a total electricity generation of 59.83 M kWh and average solar irradiation of 5.26 kW/m2/day

In 2013, both phases of Solar Power Plant Business recorded a total Revenue of Baht 1,463 million, an increase of 287% from 2012 which was at Baht 378 million. And total EBITDA of Baht 1,396 million, an increase of 231% from 2012 which was at Baht 423 million. (note: Revenue comparison did not include other revenues, such as Revenue from Indemnity of Business Interruption. In 2012 Solar Power Plant Business Phase 1 had Revenue from Indemnity of Business Interruption amounted Baht 73 million.)



3. Analysis of the Financial Position of the Company and its subsidiaries (Consolidated)

Unit: Million Baht

Financial Position	31 December 2013		31 December 2012		Δ
Current assets	36,568	51%	37,107	52%	-539
Investments in associates	757	1%	723	1%	+34
Property, plant and equipment	31,771	44%	29,919	42%	+1,851
Other non-current assets	3,294	5%	3,104	4%	+190
Total assets	72,389	100%	70,853	100%	+1,536
Current liabilities	15,282	21%	18,218	26%	-2,935
Long-term borrowings (including current portion of long-term loans)	20,830	29%	19,022	27%	+1,807
Other non-current liabilities	1,297	2%	1,290	2%	+7
Total liabilities	37,408	52%	38,530	54%	-1,122
Total equity attributable to owners of the Company	34,731	48%	32,143	45%	+2,588
Non-controlling interests	250	0.35%	180	0.25%	+70
Total equity	34,981	48%	32,323	46%	+2,658
Total liabilities and equity	72,389	100%	70,853	100%	+1,536

Assets

As of December 31, 2013, Total Assets of the Company and its subsidiaries were Baht 72,389 million, an increase of Baht 1,536 million when compared to the end of 2012 which was Baht 70,853 million. The changes in assets were mainly from:

- Cash as of December 31, 2013 was Baht 6,527 million; decreased by Baht 1,478 million. (Details are stated under Analysis of the Cash Flow Statement, Section 4))
- Current investments of Baht 731 million; increase of Baht 718 million from 2012; mainly from Short-term deposits with financial institutions.
- Trade Accounts Receivable of Baht 8,660 million, increased by Baht 923 million which increased from both local and export trade accounts receivable.
- Other Receivables of Baht 694 million, decreased by Baht 464 million, mainly from decreased of Insurance Compensation Receivable, Receivable from oil hedging contracts and Prepaid expenses.
- Inventory was Baht 17,092 million, decreased by Baht 2,083 million which was from a volume decrease in crude oil and finished oil products' inventory.
- Oil Fuel Fund subsidies receivable was Baht 1,664 million; increased by Baht 1,003 million, mainly from Oil Fuel Fund subsidies for Gasohol E85, E20 and LPG.
- Other Current Assets was Baht 1,199 million, increased by Baht 1,003 million, mainly from an increase in Value Added Tax Receivable.
- Property, plant and equipment were Baht 31,771 million, increased by Baht 1,851 million, mainly from assets of Solar Power Plant Phase 2 (PPA of 32 MW) and Tail Gas Treating Unit. Depreciation and amortization amount in 2013 was Baht 2,613 million.

Liabilities

As of December 31, 2013, Total Liabilities of the Company and its subsidiaries were Baht 37,408 million, decreased by Baht 1,122 million from the end of 2012. The changes in liabilities were mainly from:

- Trade Accounts Payable was Baht of 11,534 million, decreased by Baht 2,166 million, mainly from the crude oil and petroleum products transaction between the Company and PTT Plc. In addition, there was a high amount of Trade Accounts Payable at the end of 2012 due to the year-end public holiday.
- Other Payables were Baht 2,362 million, decreased by Baht 428 million which were mainly from decrease in accrued expenses and contractor's payments due.
- Long-term loans from financial institutions and Debentures (including current portion of long-term loans) was Baht 20,830 million, increased by Baht 1,807 million. The Company had entered into a 5 year long-term loan agreement amounted USD 200 million (equivalent to Baht 6,501 million) for future investment purpose, and Bangchak Solar Energy Co., Ltd had drawdown loan of Baht 1,788 million for Solar Power Plant Phase 2 Construction.

The Company and subsidiaries had made total repayment of Baht 6,434 million, including the Company's partial early repayment of Baht 5,500 million of the balance of the long – term loan.

Equities

As of December 31, 2013, Consolidated Total Equity was Baht 34,981 million, increased by Baht 2,658 million from 2013 Net Profit of Baht 4,731 million and dividend paid of Baht 2,074 million. Consolidated book value was Baht 25.22 per share.

4. Analysis of the Cash Flows Statement of the Company and its subsidiaries (Consolidated)

In 2013, the Company and its subsidiaries had net cash received from operating activities of Baht 5,451 million, net cash used in investing activities of Baht 5,507 million and net cash used in financing activities of Baht 1,422 million. As a result, there was a net decrease in cash and cash equivalents of Baht 1,478 million. Cash and cash equivalents on 1 January, 2013 was Baht 8,006 million, when accounted for all activities ,cash and cash equivalents as of December 31, 2013 was Baht 6,527 million.

Details of cash received and used are as follows:

Unit: Million Baht		
Cash Flows	31 December 2013	31 December 2012
Net cash received from operating activities	5,451	11,633
Net cash used in investing activities	(5,507)	(5,285)
Net cash used in financing activities	(1,422)	(2,364)
Net increase (decrease) in cash and cash equivalents	(1,478)	3,985
Cash and cash equivalents at 1 January	8,006	4,021
Cash and cash equivalents at 31 December	6,527	8,006

Cash received and used details are as follows:

- 1) The Company and its subsidiaries had net cash received from operating activities of Baht 5,451 million, mainly from
 - Net cash received from operating activities of Baht 9,828 million which was from Net Profit of Baht 4,731 million and added back Non-Cash Expenses of Baht 3,101 million, Finance Costs and Income Tax of Baht 1,996 million.
 - Cash used in the operating assets of Baht 110 million, mainly from a decrease in Inventory of Baht 2,080 million, Trade Account Receivable increased of Baht 883 million, Other Receivables decreased of Baht 533 million and Other Assets increased of Baht 1,840 million.
 - Cash used in operating liabilities of Baht 3,010 million, mainly from a decrease in Trade Accounts Payable of Baht 2,222 million, Other Payables decreased of Baht 488 million and Accrued Expenses decreased of Baht 299 million.
 - Income Tax Paid of Baht 1,257 million

- 2) Net cash used in investing activities of Baht 5,507 million, mainly from
 - Investment in property, plant and equipment of Baht 4,546 million which were mainly from assets of Solar Power Plant Phase 2 and Tail Gas Treating Unit.
 - Current investment of Baht 718 million from Short-term deposits at financial institutions
 - Investment in Other Assets of Baht 328 million
 - Interest income of Baht 85 million

- 3) Net cash used in financing activities of Baht 1,422 million, mainly from
 - Proceeds from long-term loan of Baht 8,185 million, which were from the Company's long-term USD 200 million loan (Baht of 6,397 million) and Bangchak Solar Energy Co., Ltd's long-term loans of Baht 1,788 million.
 - Repayment of Baht 6,434 million for long-term loans, including the Company's partial early repayment of Baht 5,500 million
 - Finance costs paid of Baht 1,099 million
 - Dividend paid of Baht 2,074 million

5. Financial Ratios (Consolidated)

	Q4 2013	Q4 2012	Δ	Q3 2013	Δ	2013	2012	Δ
Profitability Ratios (%)								
EBITDA Margin	3.77%	4.67%	-0.90%	5.57%	-1.80%	5.01%	4.70%	0.31%
Profit Margin	1.49%	2.61%	-1.11%	2.98%	-1.49%	2.54%	2.60%	-0.07%
Return on Equity (ROE) ^{1/}	13.92%	13.81%	0.11%	15.72%	-1.80%	13.92%	13.81%	0.11%
Return on Assets (ROA)	9.39%	8.99%	0.40%	10.68%	-1.29%	9.39%	8.99%	0.40%

	31-Dec-13	31-Dec-12	Δ
Liquidity Ratios (times)			
Current Ratio	2.24	1.93	0.31
Quick Ratio	1.19	0.93	0.26
Financial Policy Ratios (times)			
DSCR ^{2/}	4.68 ^{2/}	5.07	-0.39
Interest bearing debt to Equity ^{1/}	0.60	0.59	0.01
Net Interest bearing debt to Equity ^{1/}	0.39	0.34	0.05

1/ Total equity attributable to owners of the Company

2/ DSCR in 2013 was excluded prepayment loan of Baht 5,500 million

Note: We have changed the calculation in ROE, ROA, and DSCR from those in Annual Report of 2012.

- We have defined our "return" used in the formula of ROA and ROE according to the SET Manual Guides-Financial Ratios section.
- We have changed our numerator for DSCR from "Adjusted EBITDA" to be "EBITDA".
(note: Adjusted EBITDA is defined as EBITDA that excludes impact from inventory gain or loss.)
- ROE, ROA are annualized figures.

Financial Ratios Calculation

● EBITDA Margin (%)	=	EBITDA / Revenue from sale of goods and rendering of services
● Profit Margin (%)	=	Profit attributable to owners of the Company / Revenue from sale of goods and rendering of services
● Return on Equity (%)	=	Profit attributable to owners of the Company (Yearly) / Total Equity attributable to owners of the Company (Average)
● Return on Assets (%)	=	EBIT (Yearly) / Total Asset (Average)
● Current Ratio (times)	=	Current Asset / Current Liabilities
● Quick Ratio (times)	=	(Current Asset – Inventory) / Current Liabilities
● DSCR	=	EBITDA (Yearly) / (Paid for long-term debt + Financial cost)
● Interest Bearing Debt to Equity (times)	=	(Current portion of short-term and long-term loans from financial institutions + Debentures) / Total equity attributable to owners of the Company
● Net Interest bearing debt to Equity	=	(Current portion of short-term and long-term loans from financial institutions + Debentures – Cash and cash equivalents – Current investments) / Total equity attributable to owners of the Company

Note:

1/ Average Total Equity attributable to owners of the Company

- Yearly = (Total Equity attributable to owners of the Company of the year before + Total Equity attributable to owners of the Company of this year)/ 2
- Quarterly = (Total Equity attributable to owners of the Company of the quarter of the year before + Total Equity attributable to owners of the Company the quarter this year)/ 2

2/ Average Total Assets

- Yearly = (Total Assets of the year before + Total Assets of the Company of this year)/ 2
- Quarterly = (Total Assets of the Company of the quarter of the year before + Total Assets of the Company the quarter this year)/ 2

3/ The numerator of ROE is defined as the Profit attributable to owners of the Company and have to be annualized.

4/ The numerator of ROA is defined as EBIT and have to be annualized.

6. Environment Management Accounting (EMA)

Having the environmental concerns and social responsibilities, the Company has prepared the environmental management accounting report since 2005. The environmental cost accounting helps the Company to keep track with the information which is useful for enhancing the environmental management effectiveness, and resource utilization. The Environmental Cost Accounting report covers refinery business unit, Bangchak and Bang Pa-in Oil distribution Centre.

Unit: Million Baht			
	2013	2012	Δ%
Material Costs of Product Outputs : Consist of crude oil, ethanol, bio-diesel, chemical, energy and utilities in production	140,053	106,068	32%
Material Costs of Non-Product Outputs : Consist of slop and sludge oil, waste water, chemical surplus	118	269	-56%
Waste and Emission Control Costs : Consist of maintenance cost of environmental control equipment and depreciation and other fees	184	211	-13%
Prevention and Other Environmental Management Costs : Consist of monitoring and measurement cost, environmental management system expenses	11	6	82%
Benefit from by-product and waste recycling : The revenue realization from liquid sulfur, glycerin, waste paper	(16)	(24)	35%
Total Expenses	140,351	106,531	32%

Environmental costs in 2013, in total, increased by Baht 33,811 million (+32%) from 2012. 99% of the cost were Material Costs of Product Outputs; such cost increased Baht 33,985 million (+32%) from the higher average crude run in 2013 at 99.34 KBD when compared to the 2012 crude run at 73.71 KBD. Lower crude run level in 2012 was from Refinery's shutdowns for annual maintenance and incident at CDU 3). Material costs of non-product outputs and Waste and Emission Control Costs decreased of Baht 151 million (-56%) and Baht 28 million (-13%), respectively. Prevention and Other Environmental Management Costs increased Baht 5 million (+82%) from plant fence line around the refinery boundary. Benefit from by – product and waste recycling decreased Baht 8 million (-35%) from a decrease in iron and aluminum scraps.

Declaration of the Directors’ Responsibility for the Financial Statements

The Board of Directors of the Bangchak Petroleum Plc has prepared the Company’s financial statements to show its financial status and performance for 2012 under the Public Company Limited Act of 1992, the Accounting Act of 2000, the Securities and Exchange Act of 1992, and the announcement of the Capital Market Supervisory Board concerning the criteria, conditions, and reporting method for the disclosure of information on financial status and performance of companies that issue securities.

The Board recognizes its duties and responsibility for directing a listed company, particularly the responsibility for financial statements of the Company and its subsidiaries – including financial information that appears in the annual report of 2012. Such statements have been prepared under generally accepted accounting standards, which regularly complies with a suitable accounting policies and due and reasonable discretion exercised in the preparation of financial statements. Adequate significant information has been disclosed in the notes to these financial statements for transparent use by shareholders and investors at large.

The Board has instituted and maintained effective risk management and internal control systems to become reasonably confident of accurate, complete, and adequate accounting information to retain Company assets and prevent frauds or significant anomalies in operation.

The Audit Committee, acting on behalf of the Board, has been assigned responsibility for the quality of financial reports and internal control system, and its opinions duly appear in its own report found in this publication.

It is our view that the Company’s internal control system is, on the whole, satisfactory and can reasonably assure us that the financial statements of the Company and its subsidiaries ended December 31, 2012 are reliable under generally accepted accounting standards, legally sound, and acceptable to relevant regulations.

(Signed) Pichai Chunhavajira
(Mr. Pichai Chunhavajira)

Chairman of the Board

(Signed) Vichien Usanachote
(Mr. Vichien Usanachote)

President

Independent Auditor's Report

To the Shareholders of the Bangchak Petroleum Public Company Limited I have audited the accompanying consolidated and separate financial statements of the Bangchak Petroleum Public Company Limited and its subsidiaries (the “Group”) and of the Bangchak Petroleum Public Company Limited (the “Company”), respectively, which comprise the consolidated and separate statements of financial position as at 31 December 2013, the consolidated and separate statements of income, comprehensive income, changes in equity and cash flows for the year then ended, and notes, comprising a summary of significant accounting policies and other explanatory information

Management's Responsibility for the Consolidated and Separate Financial Statements

Management is responsible for the preparation and fair presentation of these consolidated and separate financial statements in accordance with Thai Financial Reporting Standards, and for such internal control as management determines is necessary to enable the preparation of consolidated and separate financial statements that are free from material misstatement, whether due to fraud or error.

Auditor's Responsibility

My responsibility is to express an opinion on these consolidated and separate financial statements based on my audit. I conducted my audit in accordance with Thai Standards on Auditing. Those standards require that I comply with ethical requirements and plan and perform the audit to obtain reasonable assurance about whether the consolidated and separate financial statements are free from material misstatement.

An audit involves performing procedures to obtain audit evidence about the amounts and disclosures in the financial statements. The procedures selected depend on the auditor's judgment, including the assessment of the risks of material misstatement of the financial statements, whether due to fraud or error. In making those risk assessments, the auditor considers internal control relevant to the entity's preparation and fair presentation of the financial statements in order to design audit procedures that are appropriate in the circumstances, but not for the purpose of expressing an opinion on the effectiveness of the entity's internal control. An audit also includes evaluating the appropriateness of accounting policies used and the reasonableness of accounting estimates made by management, as well as evaluating the overall presentation of the financial statements.

I believe that the audit evidence I have obtained is sufficient and appropriate to provide a basis for my audit opinion.

Opinion


In my opinion, the consolidated and separate financial statements present fairly, in all material respects, the financial position of the Group and the Company, respectively, as at 31 December 2013 and their financial performance and cash flows for the year then ended in accordance with Thai Financial Reporting Standards.

(Signed) Vairoj Jindamaneepitak
(Vairoj Jindamaneepitak)

Certified Public Accountant
Registration No. 3565

KPMG Phoomchai Audit Ltd.
Bangkok
18 February 2014

Financial Statements



Financial Statements

The Bangchak Petroleum Public Company Limited and its Subsidiaries

Statement of financial position

Consolidated financial statements				Separate financial statements	
		31 December		31 December	
Assets	Note	2013	2012	2013	2012
(Baht)					
Current assets					
Cash and cash equivalents	6	6,527,404,199	8,005,505,386	5,011,640,994	6,641,250,681
Current investments	7	731,446,552	13,121,700	-	-
Trade accounts receivable	5,8	8,660,283,945	7,737,324,758	9,441,627,236	8,566,754,104
Other receivables	5,9	694,211,627	1,158,401,828	664,758,881	1,132,809,524
Inventories	10	17,092,312,602	19,175,125,311	16,457,888,721	18,613,988,720
Oil fuel fund subsidies receivable		1,663,887,223	822,328,168	1,663,887,223	822,328,168
Other current assets		1,198,715,710	195,617,849	1,088,705,935	148,292,282
Total current assets		36,568,261,858	37,107,425,000	34,328,508,990	35,925,423,479
Non-current assets					
Investments in subsidiaries	5,11	-	-	3,433,573,450	1,735,039,500
Investments in associate	5,12	756,779,006	722,888,134	763,229,520	763,229,520
Other long-term investments	7	263,701,557	294,507,985	263,701,557	294,507,985
Investment properties	13	459,340,000	459,340,000	459,340,000	459,340,000
Property, plant and equipment	14	31,770,655,760	29,919,393,981	26,896,740,455	27,715,586,008
Leasehold rights	15	1,171,654,605	1,048,650,001	1,171,654,605	1,048,650,001
Intangible assets	16	220,169,948	147,101,686	216,254,372	146,302,092
Investment in service stations	17	156,839,033	174,511,783	156,839,033	174,511,783
Deferred tax assets	18	336,383,821	187,104,709	333,322,221	184,672,335
Other non-current assets	5,19	685,555,308	792,519,605	681,753,527	754,370,875
Total non-current assets		35,821,079,038	33,746,017,884	34,376,408,740	33,276,210,099
Total assets		72,389,340,896	70,853,442,884	68,704,917,730	69,201,633,578

The accompanying note are an integral part of these financial statements.

The Bangchak Petroleum Public Company Limited and its Subsidiaries

Statement of financial position

Consolidated financial statements				Separate financial statements	
		31 December		31 December	
Liabilities and equity	Note	2013	2012	2013	2012
(Baht)					
Current liabilities					
Trade accounts payable	5,21	11,533,941,679	13,699,792,610	11,436,631,668	13,442,468,437
Other payables	5,22	2,362,203,976	2,790,497,402	1,982,963,257	2,317,086,632
Current portion of long-term loans					
from financial institutions	20	1,042,503,146	1,009,848,642	776,659,058	890,153,846
Excise tax and oil fuel fund payable		459,751,099	597,418,373	459,751,099	597,418,373
Income tax payable		361,248,814	532,705,763	356,392,242	532,705,763
Other current liabilities	5	565,102,648	597,272,747	579,298,225	613,844,369
Total current liabilities		16,324,751,362	19,227,535,537	15,591,695,549	18,393,677,420
Non-current liabilities					
ong-term loans from financial institutions	20	16,791,333,351	15,018,083,230	15,057,872,310	14,681,846,154
Debentures	20	2,995,713,933	2,995,013,486	2,995,713,933	2,995,013,486
Liabilities on long-term lease		106,162,898	192,799,481	106,162,898	192,799,481
Employee benefit obligations	23	1,102,419,998	993,782,384	1,088,200,418	982,809,812
Other non-current liabilities	5	87,973,214	103,018,201	45,974,846	42,721,002
Total non-current liabilities		21,083,603,394	19,302,696,782	19,293,924,405	18,895,189,935
Total liabilities		37,408,354,756	38,530,232,319	34,885,619,954	37,288,867,355

The accompanying note are an integral part of these financial statements.

The Bangchak Petroleum Public Company Limited and its Subsidiaries

Statement of financial position

Consolidated financial statements			Separate financial statements		
		31 December		31 December	
Liabilities and equity	Note	2013	2012	2013	2012
		(Baht)			
Equity					
Share capital	24				
Authorised share capital		1,531,643,461	1,531,643,461	1,531,643,461	1,531,643,461
Issued and paid-up share capital		1,376,923,157	1,376,923,157	1,376,923,157	1,376,923,157
Additional paid-in capital					
Share premium	25	11,157,460,051	11,157,460,051	11,157,460,051	11,157,460,051
Share premium on subsidiary of the Company		18,621,225	18,621,225	-	-
Capital surplus on registered and paid-up share reduction	25	189,617,759	189,617,759	189,617,759	189,617,759
Retained earnings					
Appropriated					
Legal reserve	25	153,164,346	153,164,346	153,164,346	153,164,346
Unappropriated		21,834,944,009	19,247,068,817	20,942,132,463	19,035,600,910
Equity attributable to owners of the Company		34,730,730,547	32,142,855,355	33,819,297,776	31,912,766,223
Non-controlling interests		250,255,593	180,355,210	-	-
Total equity		34,980,986,140	32,323,210,565	33,819,297,776	31,912,766,223
Total liabilities and equity		72,389,340,896	70,853,442,884	68,704,917,730	69,201,633,578

(Signed) *Pichai Chunhavajira*
(Mr. Pichai Chunhavajira)

Chairman of the Board

(Signed) *Vichien Usanachote*
(Mr. Vichien Usanachote)

President

The accompanying note are an integral part of these financial statements.

The Bangchak Petroleum Public Company Limited and its Subsidiaries

Statement of income

Consolidated financial statements Separate financial statements

For the year ended 31 December For the year ended 31 December

	Note	2013	2012	2013	2012
(Baht)					
Revenue from sale of goods					
and rendering of services	5,26	186,513,750,116	165,245,933,373	183,286,494,555	162,622,827,447
Cost of sale of goods and rendering of services	5	(177,472,310,728)	(158,082,946,567)	(175,868,100,890)	(156,319,203,531)
Gross Profit		9,041,439,388	7,162,986,806	7,418,393,665	6,303,623,916
Investment income	5,27	90,013,712	89,881,632	123,186,910	71,808,918
Other income	5,28	1,815,539,597	570,964,840	1,780,883,047	586,521,805
Selling expenses	5,29	(3,039,986,111)	(2,696,829,166)	(2,304,960,068)	(2,051,135,124)
Administrative expenses	5,30	(1,250,435,504)	(1,402,673,202)	(1,178,356,984)	(1,349,562,803)
Gain from crude and product oil price hedging contract		803,796,124	868,746,427	803,796,124	868,746,427
Gain (loss) from foreign currencies forward contract		(923,118,314)	745,786,967	(923,118,314)	745,786,967
Gain on foreign exchange		132,024,772	346,182,303	132,024,772	346,024,919
Net reversal of allowance for loss from impairment of assets	13,14	24,255,302	294,666,289	24,255,302	294,666,289
Share of profit (loss) of associate	12	33,890,872	(22,591,271)	-	-
Profit before finance costs and income tax expense		6,727,419,838	5,957,121,625	5,876,104,454	5,816,481,314
Finance costs	33	(1,063,783,573)	(939,957,168)	(989,222,358)	(910,476,585)
Profit before income tax expense		5,663,636,265	5,017,164,457	4,886,882,096	4,906,004,729
Income tax expense	34	(932,336,854)	(714,581,274)	(915,300,878)	(706,111,137)
Profit for the year		4,731,299,411	4,302,583,183	3,971,581,218	4,199,893,592
Profit attributable to:					
Owners of the Company		4,652,924,857	4,272,560,562	3,971,581,218	4,199,893,592
Non-controlling interests		78,374,554	30,022,621	-	-
Profit for the year		4,731,299,411	4,302,583,183	3,971,581,218	4,199,893,592
Earnings per share					
Basic earnings per share	36	3.38	3.10	2.88	3.05

(Signed) Pichai Chunhavajira

(Mr. Pichai Chunhavajira)

Chairman of the Board

(Signed) Vichien Usanachote

(Mr. Vichien Usanachote)

President

The accompanying note are an integral part of these financial statements.

The Bangchak Petroleum Public Company Limited and its Subsidiaries

Statement of comprehensive income

Consolidated financial statements Separate financial statements

For the year ended 31 December For the year ended 31 December

2013

2012

2013

2012

(Baht)

Profit for the year	4,731,299,411	4,302,583,183	3,971,581,218	4,199,893,592
Other comprehensive income for the year, net of income tax	-	-	-	-
Total comprehensive income for the year	4,731,299,411	4,302,583,183	3,971,581,218	4,199,893,592
Total comprehensive income attributable to:				
Owners of the Company	4,652,924,857	4,272,560,562	3,971,581,218	4,199,893,592
Non-controlling interests	78,374,554	30,022,621	-	-
Total comprehensive income for the year	4,731,299,411	4,302,583,183	3,971,581,218	4,199,893,592

The accompanying note are an integral part of these financial statements.

Statement of changes in equity

Consolidated financial statements										
Note	Share premium			Capital surplus	Retained earnings			Equity attributable to owners of the Company	Non-controlling interests	Total equity
	Issued and paid-up share capital	Share premium	Share on subsidiary of the Company	on registered and paid-up share reduction	Legal reserve	Unappropriated				
(Baht)										
Year ended 31 December 2012										
Balance at 1 January 2012	1,376,923,157	11,157,460,051	18,621,225	189,617,759	153,164,346	16,833,294,392	29,729,080,930	150,359,619		29,879,440,549
Transactions with owners, recorded directly in equity										
Contributions by and distributions to owners of the Company										
Dividends to owners of the Company	-	-	-	-	-	(1,858,786,137)	(1,858,786,137)		(27,030)	(1,858,813,167)
Total contributions by and distributions to owners of the Company	-	-	-	-	-	(1,858,786,137)	(1,858,786,137)		(27,030)	(1,858,813,167)
Comprehensive income for the year										
Profit or loss	-	-	-	-	-	4,272,560,562	4,272,560,562	30,022,621		4,302,583,183
Other comprehensive income	-	-	-	-	-	-	-	-	-	-
Total comprehensive income for the year	-	-	-	-	-	4,272,560,562	4,272,560,562	30,022,621		4,302,583,183
Balance at 31 December 2012	1,376,923,157	11,157,460,051	18,621,225	189,617,759	153,164,346	19,247,068,817	32,142,855,355	180,355,210		32,323,210,565

The accompanying note are an integral part of these financial statements.



The Bangchak Petroleum Public Company Limited and its Subsidiaries

Statement of changes in equity

Consolidated financial statements

	Note	Share premium		Capital surplus	Retained earnings			Equity attributable to owners of the Company	Non-controlling interests	Total equity
		Issued and paid-up share capital	Share premium	Share premium on subsidiary of the Company	on registered and paid-up share reduction	Legal reserve	Unappropriated			
(Baht)										
Year ended 31 December 2013										
Balance at 1 January 2013		1,376,923,157	11,157,460,051	18,621,225	189,617,759	153,164,346	19,247,068,817	32,142,855,355	180,355,210	32,323,210,565
Transactions with owners, recorded directly in equity										
Contributions by and distributions to owners of the Company		-	-	-	-	-	(2,065,049,665)	(2,065,049,665)	(8,474,171)	(2,073,523,836)
Dividends to owners of the Company	37	-	-	-	-	-	(2,065,049,665)	(2,065,049,665)	(8,474,171)	(2,073,523,836)
Total contributions by and distributions to owners of the Company		-	-	-	-	-	(2,065,049,665)	(2,065,049,665)	(8,474,171)	(2,073,523,836)
Comprehensive income for the year										
Profit or loss		-	-	-	-	-	4,652,924,857	4,652,924,857	78,374,554	4,731,299,411
Other comprehensive income		-	-	-	-	-	-	-	-	-
Total comprehensive income for the year		-	-	-	-	-	4,652,924,857	4,652,924,857	78,374,554	4,731,299,411
Balance at 31 December 2013		1,376,923,157	11,157,460,051	18,621,225	189,617,759	153,164,346	21,834,944,009	34,730,730,547	250,255,593	34,980,986,140

The accompanying note are an integral part of these financial statements.

Statement of changes in equity

	Note	Consolidated financial statements					
		Issued and paid-up share capital	Share premium	Capital surplus on	Retained earnings		Total equity
				registered and paid-up share reduction	Legal reserve	Unappropriated	
Year ended 31 December 2012				(Baht)			
Balance at 1 January 2012		1,376,923,157	11,157,460,051	189,617,759	153,164,346	16,694,493,455	29,571,658,768
Transactions with owners, recorded directly in equity							
Contributions by and distributions to owners of the Company	37	-	-	-	-	(1,858,786,137)	(1,858,786,137)
Dividends to owners of the Company		-	-	-	-	(1,858,786,137)	(1,858,786,137)
Total contributions by and distributions to owners of the Company							
Comprehensive income for the year							
Profit or loss		-	-	-	-	4,199,893,592	4,199,893,592
Other comprehensive income		-	-	-	-	-	-
Total comprehensive income for the year		-	-	-	-	4,199,893,592	4,199,893,592
Balance at 31 December 2012		1,376,923,157	11,157,460,051	189,617,759	153,164,346	19,035,600,910	31,912,766,223

The accompanying note are an integral part of these financial statements.



The Bangchak Petroleum Public Company Limited and its Subsidiaries

Statement of changes in equity

Consolidated financial statements						
	Note	Retained earnings				
		Issued and paid-up share capital	Share premium	Capital surplus on registered and paid-up share reduction	Legal reserve	Unappropriated
				(Baht)		
Year ended 31 December 2013						
Balance at 1 January 2013		1,376,923,157	11,157,460,051	189,617,759	153,164,346	19,035,600,910
Transactions with owners, recorded directly in equity						
Contributions by and distributions to owners of the Company						
Dividends to owners of the Company	37	-	-	-	-	(2,065,049,665)
Total contributions by and distributions to owners of the Company		-	-	-	-	(2,065,049,665)
Comprehensive income for the year						
Profit or loss		-	-	-	-	3,971,581,218
Other comprehensive income			-	-	-	-
Total comprehensive income for the year		-	-	-	-	3,971,581,218
Balance at 31 December 2013		1,376,923,157	11,157,460,051	189,617,759	153,164,346	20,942,132,463
						33,819,297,776

The accompanying note are an integral part of these financial statements.

The Bangchak Petroleum Public Company Limited and its Subsidiaries

Statement of cash flows

Consolidated financial statements Separate financial statements

For the year ended 31 December For the year ended 31 December

2013

2012

2013

2012

(Baht)

Cash flows from operating activities

Profit for the year	4,731,299,411	4,302,583,183	3,971,581,218	4,199,893,592
<i>Adjustments for</i>				
Depreciation	2,612,684,416	2,287,175,656	2,430,743,688	2,228,120,374
Amortisation	164,299,201	165,396,727	163,468,508	165,190,471
(Reversal of allowance) bad and doubtful debts expense	(32,630,122)	466,016	(33,105,370)	(153,863)
Unrealised loss on foreign exchange	362,157,994	44,978,007	362,157,994	44,978,007
(Reversal of allowance) impairment of assets	(24,255,302)	(294,666,289)	(24,255,302)	(294,666,289)
Loss on disposal of property, plant and equipment	5,641,619	59,129,902	1,496,136	58,052,348
Investment Income	(90,013,712)	(89,881,632)	(123,186,910)	(71,808,918)
Provision for employee benefit	138,136,401	166,430,496	133,789,532	163,671,537
Deferred revenue	(1,176,249)	(1,185,106)	(1,176,249)	(1,185,106)
Share of (gain) loss of associate, net of income tax expense	(33,890,872)	22,591,271	-	-
Finance costs	1,063,783,573	939,957,168	989,222,358	910,476,585
Income tax expense	932,336,854	714,581,274	915,300,878	706,111,137
	9,828,373,212	8,317,556,673	8,786,036,481	8,108,679,875
<i>Changes in operating assets and liabilities</i>				
Trade accounts receivable	(882,916,488)	335,439,989	(834,284,732)	99,273,112
Other receivables	532,952,221	(797,597,557)	536,812,662	(754,240,369)
Inventories	2,079,890,873	(2,518,497,523)	2,151,909,674	(2,470,488,328)
Other current assets	(1,844,967,196)	1,162,556,475	(1,784,702,634)	1,162,797,748
Other non-current assets	4,972,364	(196,578,868)	2,843,698	(156,215,546)
Trade accounts payable	(2,222,403,460)	4,948,733,392	(2,062,535,666)	4,830,381,695
Other payables	(488,444,609)	1,169,851,744	(494,395,276)	803,135,659
Other current liabilities	(169,477,969)	(318,523,949)	(171,567,855)	(344,227,130)
Employee benefit obligations	(29,498,786)	(12,598,441)	(28,398,926)	(11,830,751)
Other non-current liabilities	(100,292,721)	13,329,828	(82,902,491)	(23,579,091)
Cash generated from operating activities	6,708,187,441	12,103,671,763	6,018,814,935	11,243,686,874
Income tax paid	(1,257,172,850)	(470,379,906)	(1,240,213,848)	(457,283,486)
Net cash from operating activities	5,451,014,591	11,633,291,857	4,778,601,087	10,786,403,388

The accompanying note are an integral part of these financial statements.

Statement of cash flows

Consolidated financial statements Separate financial statements

For the year ended 31 December For the year ended 31 December

2013

2012

2013

2012

(Baht)

Cash flows from investing activities

Interest received	85,247,400	84,592,248	73,718,128	66,635,888
Increase in current investments	(718,324,852)	-	-	-
Increase in long-term investments	-	(2,817,803)	-	(2,817,803)
Net cash outflow from issue of subsidiary's share capital	-	-	(1,698,533,950)	(1,387,500,000)
Dividend received	-	-	51,064,950	-
Purchase of property, plant and equipment	(4,570,148,701)	(5,125,700,620)	(1,589,499,621)	(3,761,899,418)
Sale of property, plant and equipment	23,886,531	28,580,146	23,869,274	28,580,146
Increase in leasehold right	(217,964,552)	(205,371,345)	(217,964,552)	(205,371,345)
Purchase of intangible assets	(109,733,677)	(63,917,585)	(105,787,002)	(63,379,345)

Net cash used in investing activities

(5,507,037,851)	(5,284,634,959)	(3,463,132,773)	(5,325,751,877)
-----------------	-----------------	-----------------	-----------------

Cash flows from financing activities

Finance costs paid	(1,098,825,343)	(945,997,576)	(1,038,501,884)	(917,066,424)
Decrease in short-term loans from financial institutions	-	(2,000,000,000)	-	(2,000,000,000)
Proceeds from long - term loans	8,184,766,400	37,636,575	6,396,880,000	-
Repayment of long - term loans	(6,434,495,148)	(591,234,514)	(6,238,406,452)	(450,000,000)
Proceeds from issuance of debentures	-	2,994,546,521	-	2,994,546,521
Dividend paid	(2,073,523,836)	(1,858,813,167)	(2,065,049,665)	(1,858,786,137)

Net cash used in financing activities

(1,422,077,927)	(2,363,862,161)	(2,945,078,001)	(2,231,306,040)
-----------------	-----------------	-----------------	-----------------

Net increase (decrease) in cash and cash equivalents

(1,478,101,187)	3,984,794,737	(1,629,609,687)	3,229,345,471
-----------------	---------------	-----------------	---------------

Cash and cash equivalents as at 1 January

8,005,505,386	4,020,710,649	6,641,250,681	3,411,905,210
---------------	---------------	---------------	---------------

Cash and cash equivalents as at 31 December


6,527,404,199	8,005,505,386	5,011,640,994	6,641,250,681
---------------	---------------	---------------	---------------

The accompanying note are an integral part of these financial statements.

Notes to the Financial Statements

The Bangchak Petroleum Public Company Limited and its Subsidiaries

Note	Contents	Note	Contents
1	General information	23	Employee benefit obligations
2	Basis of preparation of the financial statements	24	Share capital
3	Changes in accounting policies	25	Additional paid-in capital and reserves
4	Significant accounting policies	26	Segment information
5	Related parties	27	Investment income
6	Cash and cash equivalents	28	Other income
7	Investments	29	Selling expenses
8	Trade accounts receivable	30	Administrative expenses
9	Other receivables	31	Employee benefit expenses
10	Inventories	32	Expense by nature
11	Investments in subsidiaries	33	Finance costs
12	Investments in associate	34	Income tax expense
13	Investment properties	35	Promotional privileges
14	Property, plant and equipment	36	Earnings per share
15	Leasehold rights	37	Dividends
16	Intangible assets	38	Financial instruments
17	Investment in oil service stations	39	Commitments with non-related parties
18	Deferred tax	40	Contingent liabilities and contingent assets
19	Other non-current assets	41	Events after the reporting period
20	Interest-bearing liabilities	42	Thai Financial Reporting Standards (TFRS) not yet adopted
21	Trade accounts payable		
22	Other payables		



These notes form an integral part of the financial statements.

The financial statements issued for Thai statutory and regulatory reporting purposes are prepared in the Thai language. These English language financial statements have been prepared from the Thai language statutory financial statements, and were approved and authorized for issue by the Board of Directors on 18 February 2014.

1. General information

The Bangchak Petroleum Public Company Limited, the “Company”, is incorporated in Thailand and has its registered office as follows:

Head office : 555/1, Energy Complex Building A, Floor 10th, Vibhavadi Rangsit Road, Chatuchak, Bangkok.

Refinery plant : 210 Moo 1, Soi Sukhumvit 64, Sukhumvit Road, Bangchak, Phakanong, Bangkok.

Solar power plant : 99/1 Moo 9, Bang Krasan, Bang Pa-in, Phra Nakhon Si Ayutthaya.

The Company was listed on the Stock Exchange of Thailand on 23 April 1993.

The Company is a company in the PTT Public Company Limited (“PTT”) group of companies. PTT is incorporated in Thailand and is the major shareholder of the Company, holding 27.22% of the Company’s issued and paid-up share capital as of 31 December 2013.

The principal businesses of the Company are operating an oil refinery and marketing the finished products through its service stations under its company’s brand. The Company’s oil market includes consumers in various sectors, such as transportation, aviation, shipping, construction, industrial and agriculture. The sale of oil is also made through the major and the minor oil traders. The Company’s other businesses are production and distribution of electricity from solar cell.

Details of the Company’s subsidiaries as at 31 December 2013 and 2012 were as follows:

Name of the entity	Type of business	Country of incorporation	Ownership interest (%)	
			2013	2012
Direct subsidiaries				
The Bangchak Green Net Co., Ltd.	Manage BCP service stations and consumer goods retailer	Thailand	49.00	49.00
The Bangchak Biofuel Co., Ltd.	Production and distribution of biodiesel	Thailand	70.00	70.00
The Bangchak Solar Energy Co., Ltd.	Production of electricity from solar cell	Thailand	100.00	100.00
Indirect subsidiaries				
The Bangchak Solar Energy (Prachinburi) Co., Ltd.	Production of electricity from solar cell	Thailand	100.00	100.00
The Bangchak Solar Energy (Chaiyaphum1) Co., Ltd.	Production of electricity from solar cell	Thailand	100.00	100.00
The Bangchak Solar Energy (Burirum) Co., Ltd.	Production of electricity from solar cell	Thailand	100.00	100.00
The Bangchak Solar Energy (Burirum1) Co., Ltd.	Production of electricity from solar cell	Thailand	100.00	100.00
The Bangchak Solar Energy (Nakhon Ratchasima) Co., Ltd.	Production of electricity from solar cell	Thailand	100.00	100.00

2. Basis of preparation of the financial statements

(a) Statement of compliance

The financial statements are prepared in accordance with Thai Financial Reporting Standards (TFRS); guidelines promulgated by the Federation of Accounting Professions ("FAP"); and applicable rules and regulations of the Thai Securities and Exchange Commission.

The FAP has issued the following new and revised TFRS and Announcements relevant to the Group's operations and effective for accounting periods beginning on or after 1 January 2013:

TFRS	Topic
TAS 12	Income Taxes
TAS 21 (revised 2009)	The Effects of Changes in Foreign Exchange Rates
TFRS 8	Operating Segments

The adoption of these new and revised TFRS and FAP Announcements has resulted in changes in the Group's accounting policies. The effects of these changes are disclosed in note 3 except TAS 12 Income Taxes which was already early adopted.

In addition to the above new and revised TFRS and Announcements the FAP has issued a number of other new and revised TFRS and Announcements which are effective for financial statements beginning on or after 1 January 2014 and have not been adopted in the preparation of these financial statements. Those new and revised TFRS that are relevant to the Group's operations are disclosed in note 42.

(b) Basis of measurement

The financial statements have been prepared on the historical cost basis except as stated in accounting policies.

(c) Functional and presentation currency

The financial statements are presented in Thai Baht, which is the Group's functional currency. All financial information presented in Thai Baht has been rounded in the notes to the financial statements to the nearest million unless otherwise stated.

(d) Use of estimates and judgements

The preparation of financial statements in conformity with TFRS requires management to make judgements, estimates and assumptions that affect the application of policies and reported amounts of assets, liabilities, income and expenses. Actual results may differ from estimates.

Estimates and underlying assumptions are reviewed on an ongoing basis. Revisions to accounting estimates are recognised in the period in which estimates are revised and in any future periods affected.

Information about significant areas of estimation uncertainty and critical judgements in applying accounting policies that have the most significant effect on the amount recognised in the financial statements is included in the following notes :

Note 13	Valuation of investment properties
Note 18 and 34	Current and deferred taxation
Note 23	Measurement of defined benefit obligations

3. Changes in accounting policies

(a) Overview

From 1 January 2013, consequent to the adoption of new and revised TFRS and FAP Announcements as set out in note 2, the Group has changed its accounting policies in the following areas :

- Accounting for the effects of changes in foreign exchange rates
- Presentation of information on operating segments

Details of the new accounting policies adopted by the Group are included in notes 3(b) to 3(c) below. Other new and revised TFRS did not have any impact on the accounting policies, financial position or performance of the Group.

(b) Accounting for the effects of changes in foreign exchange rates

TAS 21 (revised 2009) requires the entity to determine its functional currency and translate foreign currency items into its functional currency, reporting the effects of such translation in accordance with the provisions of TAS 21 (revised 2009). Foreign currencies are defined by TAS 21 (revised 2009) as all currencies other than the entity's functional currency.

Management has determined that the functional currency of the Company is Thai Baht and that the adoption of TAS 21 (revised 2009) from 1 January 2013 has not had a significant impact on the Group's reported assets, liabilities or retained earnings.

(c) Presentation of information on operating segments

TFRS 8 introduces the "management approach" to segment reporting. It requires a change in the and disclosure of segment information based on the internal reports regularly reviewed by the Group's Chief Operating Decision Maker in order to assess each segment's performance and to allocate resources to those segments. Previously the Group presented segment information in respect of its business and geographical segments in accordance with TAS 14 Segment Reporting.

The change in basis of presentation and disclosure of segment information has had no significant effect on the segment information reported in the group's financial statements.

4. Significant accounting policies

The accounting policies set out below have been applied consistently to all periods presented in these financial statements except as explained in note 3, which addresses changes in accounting policies.

(a) *Basis of consolidation*

The consolidated financial statements relate to the Company and its subsidiaries (together referred to as the “Group”) and the Group’s interests in associates.

Subsidiaries

Subsidiaries are entities controlled by the Group. Control exists when the Group has the power, directly or indirectly, to govern the financial and operating policies of an entity so as to obtain benefits from its activities. The financial statements of subsidiaries are included in the consolidated financial statements from the date that control commences until the date that control ceases.

The accounting policies of subsidiaries have been changed where necessary to align them with the policies adopted by the Group.

Associates

Associates are those entities in which the Group has significant influence, but not control, over the financial and operating policies. Significant influence is presumed to exist when the Group holds between 20% and 50% of the voting power of another entity.

Investments in associates are accounted for in the consolidated financial statements using the equity method (equity-accounted investees) and are recognised initially at cost. The cost of the investment includes transaction costs.

The consolidated financial statements include the Group’s share of profit or loss and other comprehensive income of equity accounted investees from the date that significant influence commences until the date that significant influence ceases. When the Group’s share of losses exceeds its interest in an equity accounted investee, the Group’s carrying amount of that interest is reduced to zero and recognition of further losses is discontinued except to the extent that the Group has an obligation or has made payments on behalf of the investee.

Transactions eliminated on consolidation

Intra-group balances and transactions, and any unrealised income or expenses arising from intra-group transactions, are eliminated in preparing the consolidated financial statements. Unrealised gains arising from transactions with associates and jointly-controlled entities are eliminated against the investment to the extent of the Group’s interest in the investee. Unrealised losses are eliminated in the same way as unrealised gains, but only to the extent that there is no evidence of impairment.

(b) Foreign currencies

Foreign currency transactions

Transactions in foreign currencies are translated to the functional currency at the dates of the transactions.

Monetary assets and liabilities denominated in foreign currencies at the reporting date are translated to the functional currency at the foreign exchange rates ruling at that date. Foreign exchange differences arising on translation are recognised in profit or loss.

Non-monetary assets and liabilities measured at cost in foreign currencies are translated to the functional currency using the foreign exchange rates ruling at the dates of the transactions.

(c) Derivative financial instruments

Derivative financial instruments are used to manage exposure to foreign exchange, interest rate arising from operational, financing and investment activities. Derivative financial instruments are not used for trading purposes. However, derivatives that do not qualify for hedge accounting are accounted for as trading instruments.

Hedge of future foreign currency transactions

Gains and losses from forward exchange contracts and currency swaps used to hedge anticipated future currency transactions are deferred until the forecasted transaction occurs. Where the hedged item is a recognised asset or liability, it is translated at the contracted forward rates.

Hedge of interest rates

Interest differentials under swap arrangements are accrued and recorded as adjustments to the interest expense relating to the hedged loans.

Hedge of crack spread

Difference between the fixed prices of contracts and the settlement prices are recognised in the statement of income in the period in which the contracts mature.

(d) Cash and cash equivalents

Cash and cash equivalents in the statements of cash flows comprise cash balances, call deposits and highly liquid short-term investments. Bank overdrafts that are repayable on demand are a component of for the purpose of the statement of cash flows.

(e) Trade and other accounts receivable

Trade and other accounts receivable are stated at their invoice value less allowance for doubtful accounts.

The allowance for doubtful accounts is assessed primarily on analysis of payment histories and future expectations of customer payments. Bad debts are written off when incurred.

(f) Inventories

Inventories are measured at the lower of cost and net realisable value.

Cost is calculated using the weighted average cost principle, and comprises all costs of purchase, costs of conversion and other costs incurred in bringing the inventories to their present location and condition. In the case of manufactured inventories and work-in-progress, cost includes an appropriate share of production overheads based on normal operating capacity.

Net realisable value is the estimated selling price in the ordinary course of business less the estimated costs to complete and to make the sale.

(g) Investments

Investments in associates and subsidiaries

Investments in associates and subsidiaries in the separate financial statements of the Company are accounted for using the cost method. Investments in associates in the consolidated financial statements are accounted for using the equity method.

Investments in other debt and equity securities

Debt securities that the Group has the positive intent and ability to hold to maturity are classified as held-to-maturity investments. Held-to-maturity investments are stated at amortised cost, less any impairment losses. The difference between the acquisition cost and redemption value of such debt securities is amortised using the effective interest rate method over the period to maturity.

Equity securities which are not marketable are stated at cost less any impairment losses.

Disposal of investments

On disposal of an investment, the difference between net disposal proceeds and the carrying amount is recognised in profit or loss.

If the Group disposes of part of its holding of a particular investment, the deemed cost of the part sold is determined using the weighted average method applied to the carrying value of the total holding of the investment.

(h) Investment properties

Investment properties are properties which are held to earn rental income, for capital appreciation or for both, but not for sale in the ordinary course of business, use in the production or supply of goods or services or for administrative purposes.

Investment properties are stated at cost less accumulated depreciation and impairment losses.

Cost includes expenditure that is directly attributable to the acquisition of the investment property. The cost of self-constructed investment property includes the cost of materials and direct labour, and other costs directly attributable to bringing the investment property to a working condition for its intended use and capitalised borrowing costs.

When the use of a property changes such that it is reclassified as property, plant and equipment, its fair value at the date of reclassification becomes its cost for subsequent accounting.

No depreciation is provided on land.

(i) Property, plant and equipment

Recognition and measurement

Owned assets

Property, plant and equipment are stated at cost less accumulated depreciation and impairment losses.

Cost includes expenditure that is directly attributable to the acquisition of the asset. The cost of self-constructed assets includes the cost of materials and direct labour, any other costs directly attributable to bringing the assets to a working condition for their intended use, the costs of dismantling and removing the items and restoring the site on which they are located, and capitalised borrowing costs. Purchased software that is integral to the functionality of the related equipment is capitalised as part of that equipment.

When parts of an item of property, plant and equipment have different useful lives, they are accounted for as separate items (major components) of property, plant and equipment.

Gains and losses on disposal of an item of property, plant and equipment are determined by comparing the proceeds from disposal with the carrying amount of property, plant and equipment, and are recognised net within other income in profit or loss.

Subsequent costs

The cost of replacing a part of an item of property, plant and equipment is recognised in the carrying amount of the item if it is probable that the future economic benefits embodied within the part will flow to the Group, and its cost can be measured reliably. The carrying amount of the replaced part is derecognised. The costs of the day-to-day servicing of property, plant and equipment are recognised in profit or loss as incurred.

Depreciation

Depreciation is calculated based on the depreciable amount, which is the cost of an asset, or other amount substituted for cost, less its residual value.

Depreciation is charged to profit or loss on a straight-line basis over the estimated useful lives of each component of an item of property, plant and equipment. The estimated useful lives are as follows :

Buildings	20 - 30	years
Machinery, equipment refinery plants and terminal	2 - 30	years
Equipment solar plants	5 - 25	years
Marketing and office equipment	5 - 20	years
Vehicles	5	years

No depreciation is provided on freehold land, platinum catalyst and assets under construction.

Depreciation methods, useful lives and residual values are reviewed at each financial year-end and adjusted if appropriate.

(j) Leasehold right

Leasehold rights are the rights obtained from the land lease contracts, which are amortised on a straight-line method over the contractual period.

Leasehold rights are presented at cost deducted by accumulated amortisation and impairment losses.

(k) Intangible assets

Other intangible assets

Other intangible assets that are acquired by the Group and have finite useful lives are measured at cost less accumulated amortisation and impairment losses.

Subsequent expenditure

Subsequent expenditure is capitalised only when it increases the future economic benefits embodied in the specific asset to which it relates. All other expenditure, including expenditure on internally generated goodwill and brands, is recognised in profit or loss as incurred.

Amortisation

Amortisation is based on the cost of the asset, or other amount substituted for cost, less its residual value.

Amortisation is recognised in profit or loss on a straight-line basis over the estimated useful lives of intangible assets, other than goodwill, from the date that they are available for use, since this most closely reflects the expected pattern of consumption of the future economic benefits embodied in the asset. The estimated useful lives for the current and comparative periods are as follows:

The right to use and the cost of development of computer software	5-8	years
--	-----	-------

Amortisation methods, useful lives and residual values are reviewed at each financial year-end and adjusted if appropriate.

(l) Impairment

The carrying amounts of the Group's assets are reviewed at each reporting date to determine whether there is any indication of impairment. If any such indication exists, the assets' recoverable amounts are estimated.

An impairment loss is recognised if the carrying amount of an asset exceeds its recoverable amount. The impairment loss is recognised in profit or loss.

Calculation of recoverable amount

The recoverable amount of held-to-maturity securities and receivables carried at amortised cost is calculated as the present value of the estimated future cash flows discounted at the original effective interest rate. Receivables with a short duration are not discounted.

The recoverable amount of a non-financial asset is the greater of the asset's value in use and fair value less costs to sell. In assessing value in use, the estimated future cash flows are discounted to their present value using a pre-tax discount rate that reflects current market assessments of the time value of money and the risks specific to the asset. For an asset that does not generate cash inflows largely independent of those from other assets, the recoverable amount is determined for the cash-generating unit to which the asset belongs.

Reversals of impairment

An impairment loss in respect of a financial asset is reversed if the subsequent increase in recoverable amount can be related objectively to an event occurring after the impairment loss was recognised in profit or loss.

Impairment losses recognised in prior periods in respect of other non-financial assets are assessed at each reporting date for any indications that the loss has decreased or no longer exists. An impairment loss is reversed if there has been a change in the estimates used to determine the recoverable amount. An impairment loss is reversed only to the extent that the asset's carrying amount does not exceed the carrying amount that would have been determined, net of depreciation or amortisation, if no impairment loss had been recognised.

(m) Interest-bearing liabilities

Interest-bearing liabilities are recognised initially at fair value less attributable transaction charges. Subsequent to initial recognition, interest-bearing liabilities are stated at amortised cost with any difference between cost and redemption value being recognised in profit or loss over the period of the borrowings on an effective interest basis.

(n) Trade and other accounts payable

Trade and other accounts payable are stated at cost.

(o) *Employee benefits*

Defined contribution plans

A defined contribution plan is a post-employment benefit plan under which an entity pays fixed contributions into a separate entity and will have no legal or constructive obligation to pay further amounts. Obligations for contributions to defined contribution pension plans are recognised as an employee benefit expense in profit or loss in the periods during which services are rendered by employees.

Defined benefit plans

The Company operates defined benefit plans based on the requirement of Thai Labour Protection Act B.E. 2541 (1998) to provide retirement benefits to employees based on pensionable remuneration and length of service.

A defined benefit plan is a post-employment benefit plan other than a defined contribution plan. The Group's net obligation in respect of defined benefit pension plans is calculated separately for each plan by estimating the amount of future benefit that employees have earned in return for their service in the current and prior periods; that benefit is discounted to determine its present value. Any unrecognised past service costs and the fair value of any plan assets are deducted. The discount rate is the yield at the reporting date on government bonds that have maturity dates approximating the terms of the Group's obligations and that are denominated in the same currency in which the benefits are expected to be paid.

The calculation is performed annually by a qualified actuary using the projected credit unit method. The Group recognises all actuarial gains and losses arising from defined benefit plans and all expenses related to defined benefit plans in profit or loss.

Other long-term employee benefits

The Group's net obligation in respect of long-term employee benefits other than plans is the amount of future benefit that employees have earned in return for their service in the current and prior periods; that benefit is discounted to determine its present value, and the fair value of any related assets is deducted. The discount rate is the yield at the reporting date on AA credit-rated bonds that have maturity dates approximating the terms of the Group's obligations. The calculation is performed using the projected unit credit method. Any actuarial gains and losses are recognised in profit or loss in the period in which they arise.

Short-term employee benefits

Short-term employee benefit obligations are measured on an undiscounted basis and are expensed as the related service is provided.

A liability is recognised for the amount expected to be paid under short-term cash bonus or profit-sharing plans if the Group has a present legal or constructive obligation to pay this amount as a result of past service provided by the employee, and the obligation can be estimated reliably.

(p) Provisions

A provision is recognised if, as a result of a past event, the Group has a present legal or constructive obligation that can be estimated reliably, and it is probable that an outflow of economic benefits will be required to settle the obligation. Provisions are determined by discounting the expected future cash flows at a pre-tax rate that reflects current market assessments of the time value of money and the risks specific to the liability. The unwinding of the discount is recognised as finance cost.

(q) Share capital

Ordinary shares

Ordinary shares are classified as equity. Incremental costs directly attributable to the issue of ordinary shares and share options are recognised as a deduction from equity, net of any tax effects.

(r) Revenue

Revenue excludes value added taxes and other sales taxes and is arrived at after deduction of trade discounts and volume rebates.

Sale of goods and services rendered

Revenue is recognised in profit or loss when the significant risks and rewards of ownership have been transferred to the buyer. No revenue is recognised if there is continuing management involvement with the goods or there are significant uncertainties regarding recovery of the consideration due, associated costs or the probable return of goods. Service income is recognised as services are provided.

Income from sale of electricity

Income from the sale of electricity is recognised in profit or loss in accordance with delivery units supplied as stipulated in the contract. Income from the sale of electricity is entitled to receive ADDER for a period of 10 years from the commencement of commercial sales. Thereafter, subsequent to this initial period income from sale of electricity is recognised at normal rates.

Income from operating rights

Income from operating right is recognised in accordance with the timing of the rights utilization and with conditions as stipulated in the contract.

Investments

Revenue from investments comprises dividend and interest income from investments and bank deposits.

Dividend income

Dividend income is recognised in profit or loss on the date the Group's right to receive payments is established.

Interest income

Interest income is recognised in profit or loss as it accrues.

(s) Finance costs

Finance costs comprise interest expense on borrowings, unwinding of the discount on provisions and contingent consideration, losses on disposal of available-for-sale financial assets, dividends on preference shares classified as liabilities, fair value losses on financial assets at fair value through profit or loss, impairment losses recognised on financial assets (other than trade receivables).

Borrowing costs that are not directly attributable to the acquisition, construction or production of a qualifying asset are recognised in profit or loss using the effective interest method.

(t) Lease payments

Payments made under operating leases are recognised in profit or loss on a straight line basis over the term of the lease. Lease incentives received are recognised in profit or loss as an integral part of the total lease expense, over the term of the lease.

Contingent lease payments are accounted for by revising the minimum lease payments over the remaining term of the lease when the lease adjustment is confirmed.

(u) Income tax

Income tax expense for the year comprises current and deferred tax. Current and deferred tax are recognised in profit or loss except to the extent that they relate to a business combination, or items recognised directly in equity or in other comprehensive income.

Current tax is the expected tax payable or receivable on the taxable income or loss for the year, using tax rates enacted or substantively enacted at the reporting date, and any adjustment to tax payable in respect of previous years.

Deferred tax is recognised in respect of temporary differences between the carrying amounts of assets and liabilities for financial reporting purposes and the amounts used for taxation purposes. Deferred tax is not recognised for the following temporary differences: the initial recognition of goodwill; the initial recognition of assets or liabilities in a transaction that is not a business combination and that affects neither accounting nor taxable profit or loss; and differences relating to investments in subsidiaries and jointly-controlled entities to the extent that it is probable that they will not reverse in the foreseeable future.

The measurement of deferred tax reflects the tax consequences that would follow the manner in which the Group expects, at the end of the reporting period, to recover or settle the carrying amount of its assets and liabilities.

Deferred tax is measured at the tax rates that are expected to be applied to the temporary differences when they reverse, using tax rates enacted or substantively enacted at the reporting date.

In determining the amount of current and deferred tax, the Group takes into account the impact of uncertain tax positions and whether additional taxes and interest may be due. The Group believes that its accruals for tax liabilities are adequate for all open tax years based on its assessment of many factors, including interpretations of tax law and prior experience. This assessment relies on estimates and assumptions and may involve a series of judgements about future events. New information may become available that causes the Group to change its judgement regarding the adequacy of existing tax liabilities; such changes to tax liabilities will impact tax expense in the period that such a determination is made.

Deferred tax assets and liabilities are offset if there is a legally enforceable right to offset current tax liabilities and assets, and they relate to income taxes levied by the same tax authority on the same taxable entity, or on different tax entities, but they intend to settle current tax liabilities and assets on a net basis or their tax assets and liabilities will be realised simultaneously.

A deferred tax asset is recognised to the extent that it is probable that future taxable profits will be available against which the temporary differences can be utilised. Deferred tax assets are reviewed at each reporting date and reduced to the extent that it is no longer probable that the related tax benefit will be realised.

(v) Earnings per share

The Group presents basic earnings per share (EPS) data for its ordinary shares. Basic EPS is calculated by dividing the profit or loss attributable to ordinary shareholders of the Company by the weighted average number of ordinary shares outstanding during the year.

(w) Segment reporting

Segment results that are reported to the Group's president (the chief operating decision maker) include items directly attributable to a segment as well as those that can be allocated on a reasonable basis.

5. Related parties

For the purposes of these financial statements, parties are considered to be related to the Group if the Group has the ability, directly or indirectly, to control or joint control the party or exercise significant influence over the party in making financial and operating decisions, or vice versa, or where the Group and the party are subject to common control or common significant influence. Related parties may be individuals or other entities.

Relationship with related parties were as follows:

Name of entities	Country of incorporation/nationality	Nature of relationships
PTT Public Company Limited	Thailand	Major shareholder, some common directors
Fuel Pipeline Transportation Ltd.	Thailand	Shareholding
PTT ICT Solutions Co., Ltd.	Thailand	Major shareholder as the Company's shareholder
PTT International Trading Pte. Ltd.	Singapore	Major shareholder as the Company's shareholder
IRPC Plc.	Thailand	Major shareholder as the Company's shareholder
Thai Oil Plc.	Thailand	Major shareholder as the Company's shareholder
Energy Complex Co., Ltd.	Thailand	Major shareholder as the Company's shareholder
PTT Global Chemical Plc.	Thailand	Major shareholder as the Company's shareholder
Star Petroleum Refining Co., Ltd.	Thailand	Major shareholder as the Company's shareholder
PTT International Trading DMCC	Dubai	Major shareholder as the Company's shareholder
PTT Energy Solutions Co., Ltd.	Thailand	Major shareholder as the Company's shareholder
PTT Exploration and Production Plc.	Thailand	Major shareholder as the Company's shareholder
Ubon Bio Ethanol Co., Ltd.	Thailand	Associate, Shareholding 21.28%
NPC Safety and Environmental Service Co., Ltd.	Thailand	Related party of major shareholder
Thai Lube Base Plc.	Thailand	Related party of major shareholder
IRPC Oil Company., Ltd.	Thailand	Related party of major shareholder
PTTEP Siam Co., Ltd.	Thailand	Related party of major shareholder
Ubon Agricultural Energy Co., Ltd.	Thailand	Indirect associate, representative from the Company as director
Thai oil Energy Services Co., Ltd.	Thailand	Major shareholder as the Company's shareholder
Key management personnel	Thailand	Persons having authority and responsibility for planning, directing and controlling the activities of the entity, directly or indirectly, including any director (whether executive or otherwise) of the Group.

The pricing policies for particular types of transactions are explained further below:

Transactions	Pricing policies
Sale of goods	Market price/ Contractually agreed prices
Rendering of service	Contractually agreed prices
Purchase of goods/raw materials	Market price/ Contractually agreed prices
Receiving of services	Contractually agreed prices
Technical assistance fee	Contractually agreed prices
Royalty expense	Contractually agreed prices
Interest expense	Contractually agreed rate with reference to market rate

Significant transactions for the years ended 31 December with related parties were as follows:

	Consolidated financial statements		Separate financial statements	
	2013	2012	2013	2012
	<i>(in million Baht)</i>			
Major shareholder				
Sales of goods	17,719.70	15,473.17	17,584.34	15,147.86
Purchases of raw material	127,093.55	105,821.23	127,049.77	105,819.69
Other income	134.33	128.10	134.33	128.10
Service expense	294.34	291.64	294.34	291.64
Other expense	4.75	29.30	4.68	29.24
Subsidiaries				
Sales of goods	-	-	29,236.88	24,900.88
Purchases of goods	-	-	2,983.92	3,068.85
Other income	-	-	30.24	23.47
Dividend income	-	-	51.07	-
Interest income	-	-	5.72	-
Interest expenses	-	-	0.60	0.75
Other expenses	-	-	17.33	21.03
Associate and indirect associate				
Sales of goods	1.25	8.87	1.25	8.87
Purchase of goods	707.22	-	707.22	-
Other income	0.93	1.62	0.93	1.62
Key management personnel				
Key management personnel compensation				
Short-term employee benefits	121.25	114.31	120.96	114.19
Post-employment benefits and other long-term benefits	5.26	6.49	5.26	6.49
Total key management personnel compensation	126.51	120.80	126.22	120.68
Other related parties				
Sale of goods	1,794.72	624.14	1,794.72	624.14
Purchases of raw material and product	11,396.49	21,307.40	11,396.49	21,307.40
Other income	57.13	17.62	57.13	17.62
Dividend income	-	2.85	-	2.85
Pipeline transportation expenses	216.01	182.99	216.01	182.99
Other expenses	43.12	41.09	43.12	41.09

Balances as at 31 December with related parties were as follows:

Note	Consolidated financial statements		Separate financial statements	
	2013	2012	2013	2012
	<i>(in million Baht)</i>			
Trade accounts receivable - related parties				
Major shareholder				
PTT Public Company Limited	1,611.53	1,453.38	1,595.40	1,433.00
Subsidiaries				
The Bangchak Green Net Co., Ltd.	-	-	1,044.93	907.75
The Bangchak Biofuel Co., Ltd.	-	-	7.63	8.01
Associate and indirect associate				
Ubon Bio Ethanol Co., Ltd.	0.82	-	0.82	-
Ubon Agricultural Energy Co., Ltd.	0.08	-	0.08	-
Other related parties				
IRPC Plc.	53.54	-	53.54	-
PTT Global Chemical Plc.	8.73	-	8.73	-
Fuel Pipeline Transportation Limited	0.33	2.03	0.33	2.03
	1,675.03	1,455.41	2,711.46	2,350.79
Less allowance for doubtful accounts	-	-	-	-
Net	1,675.03	1,455.41	2,711.46	2,350.79
Bad and doubtful debts expense for the year	-	-	-	-
Other receivables - related parties				
Major shareholder				
PTT Public Company Limited 9	403.19	314.62	403.19	314.62
Subsidiaries				
The Bangchak Solar Energy Co., Ltd.	-	-	0.59	1.25
The Bangchak Solar Energy (Prachinburi) Co., Ltd.	-	-	0.20	-
The Bangchak Solar Energy (Chaiyaphum1) Co., Ltd.	-	-	0.20	-
The Bangchak Solar Energy (Burirum) Co., Ltd.	-	-	0.20	-
The Bangchak Solar Energy (Burirum1) Co., Ltd.	-	-	0.20	-
The Bangchak Solar Energy (Nakhon Ratchasima) Co., Ltd.	-	-	0.20	-
Associate				
Ubon Bio Ethanol Co., Ltd.	-	0.27	-	0.27
Total	403.19	314.89	404.78	316.14

	Consolidated financial statements		Separate financial statements	
	2013	2012	2013	2012
	(in million Baht)			
Trade accounts payable - related parties				
Major shareholder				
PTT Public Company Limited	9,780.66	12,035.84	9,770.27	12,034.19
Subsidiaries				
The Bangchak Green Net Co., Ltd.	-	-	3.91	2.16
The Bangchak Biofuel Co., Ltd.	-	-	228.76	93.25
The Bangchak Solar Energy Co., Ltd.	-	-	0.45	2.14
Other related parties				
Thai Oil Plc.	310.34	491.61	310.34	491.61
PTT Global Chemical Plc.	57.77	-	57.77	-
IRPC Plc.	130.82	-	130.82	-
Thai Lube Base Plc.	60.14	3.04	60.14	3.04
Total	10,339.73	12,530.49	10,562.46	12,626.39
Other accounts payable - related parties				
Major shareholder				
PTT Public Company Limited	763.59	707.13	763.59	707.13
Other related parties				
Fuel Pipeline Transportation., Ltd.	21.44	21.02	21.44	21.02
Energy Complex Co., Ltd.	0.12	0.06	0.12	0.06
PTT ICT Solutions Co., Ltd.	-	0.01	-	0.01
Total	785.15	728.22	785.15	728.22
Investment in subsidiaries				
The Bangchak Green Net Co., Ltd.	-	-	0.49	0.49
The Bangchak Biofuel Co., Ltd.	-	-	197.05	197.05
The Bangchak Solar Energy Co., Ltd.	-	-	2,637.50	1,537.50
The Bangchak Solar Energy (Prachinburi) Co., Ltd.	-	-	193.55	-
The Bangchak Solar Energy (Chaiyaphum1) Co., Ltd.	-	-	106.57	-
The Bangchak Solar Energy (Burirum) Co., Ltd.	-	-	110.86	-
The Bangchak Solar Energy (Burirum1) Co., Ltd.	-	-	94.08	-
The Bangchak Solar Energy (Nakhon Ratchasima) Co., Ltd.	-	-	93.47	-
Total	-	-	3,433.57	1,735.04



	Consolidated financial statements		Separate financial statements	
	2013	2012	2013	2012
	(in million Baht)			
Investment in associate				
Ubon Bio Ethanol Co., Ltd.	756.78	722.89	763.23	763.23
Other non-current assets				
Other related party				
Fuel Pipeline Transportation Ltd.	29.82	33.23	29.82	33.23
Less allowance for doubtful accounts	-	(29.82)	-	(29.82)
	29.82	3.41	29.82	3.41
Energy Complex Co., Ltd.	4.75	4.75	4.75	4.75
Total	34.57	8.16	34.57	8.16
Other current liabilities				
Subsidiary				
The Bangchak Green Net Co., Ltd.	-	-	28.56	27.97
Other non-current liabilities				
Other related party				
Fuel Pipeline Transportation., Ltd.	4.40	4.87	4.40	4.87

Other non-current assets – Fuel Pipeline Transportation Limited

The Company has provided financial support to the Fuel Pipeline Transportation Ltd. (FPT) in the form of advance payment of fuel transportation fee (Tariff Prepayment) as per the written agreement dated 14 June 1996. Subsequently, the Company, together with the other FPT creditors agreed on 3 March 1999 to restructure the FPT's loan. Prior to the loan restructure, the amount owed to the Company as Tariff Prepayment was Baht 245.80 million. On 30 April 1999, Baht 48.75 million was converted to capital stock (preferred stock) with remaining loan outstanding totalling Baht 197.05 million. The loan shall be repaid in accordance with FPT's cash flow while the interest on the tariff prepayment and the custody fee (difference in interest rate of MLR-2%) will be paid on a monthly basis. Subsequently, FPT was able to repay some parts of the loan, however, due to financial difficulties it could not comply with the agreed terms. An amendment to the original agreement was made on 28 March 2002. Under the revised agreement, the remaining loan principle of Baht 187.29 million will be repaid on a monthly basis over a total number of 153 periods, with the first payment made on 30 April 2002. The interest rate will be based on MLR with relaxation of 1% per annum starting from 29 March 2002. The difference in the interest shall be established as a receivable in a suspense account which will be written-off provided FPT complies with the agreement, without default, over a three-year consecutive period.

On 29 December 2009, the Company and other FPT creditors had additionally amended the restructuring agreement to comply with FPT's ability to pay debt. The Company and other FPT creditors agreed to give up interest receivable and changed repayment schedule as stipulated in the restructuring agreement without additional debt relief.

On 21 September 2012, the Central Bankruptcy Court approved the FPT's restructuring plan including the reduction in the number of shares, capital reduction and conversion of debt to equity. As a result, the Company's percentage of holding in FPT decreased from 11.40% (calculated from the Preference shares totalling 1,817,547 shares, Baht 100 each amounting to Baht 181,754,700) to 5.07% (calculated from the ordinary shares after restructuring totalling 1,413,148 shares, Baht 5 each amounting to Baht 7,065,740). The Company has adjusted the previous investment cost and reversed the allowance for impairment in previous investment to new investment cost after restructuring.

In addition, FPT's restructuring plan also involved a write-off of the loan made to FPT by the Company from Baht 99.35 million to Baht 37.86 million. The Company is entitled to receive monthly instalments payment for a period of 10 years at the interest rate calculated at MLR minus discount. During the period from the Central Bankruptcy Court order until 31 December 2012, the Company received loan repayment from FPT amounting to Baht 4.63 million. However, the Company still provides allowance for doubtful accounts to loan to FPT equivalent to the loan receivable in the following years. The company will review the adequacy of the allowance subsequently at each financial year-end.

FPT completed restructuring under restructuring plan during 2013. The Central Bankruptcy Court approved to withdraw FPT's restructuring plan on 15 July 2013. Subsequently, the Company reversed allowance for doubtful accounts to loan to FPT amounting to Baht 29.82 million because the Company expecting to collect the loan in full amount.

Significant agreements with related parties

Fuel Pipeline Transportation Agreement

During 1997, the Company entered into a fuel pipeline transportation agreement with a related company. The related company will provide transportation service of fuel products to Don-muang and Suvarnabhumi International Airport and transportation service for petroleum products to fuel depot at Bang-pa-in. The agreement has no specified expiry date and can be terminated by either party by giving at least 60 days written notice for termination to the other party.

Feedstock Supply Agreement

During 2006, the Company entered into Feedstock Supply Agreement, to enhance the Company's feedstock supply, whereby the major shareholder will supply crude oil and other feedstocks for the refinery process commencing from 16 May 2006 and shall be in effect for a period of twelve years after Process Quality Improvement (PQI)'s commercial operation date.

Oil-Product Sales and Purchase Agreement

During 2006, the Company entered into Sale and Purchase Agreement with the major shareholder, to accommodate the additional Gasoline production outputs from the PQI project after commercial operation date. The major shareholder will purchase minimum level of 30% of refined petroleum products (not include aviation fuel and fuel oil) from the refinery. This agreement shall be in effect for a period of twelve years after PQI's commercial operation date.

Since 2007, the Company has entered into five oil products purchase agreements with related companies. The related companies will provide oil products at quantities and prices as stipulated in the agreement. The agreement has no specified expiry date and can be terminated by either party by giving at least 90 days written notice for termination to the other party.

Bio-diesel Sales and Purchase Agreement

During 2008, the Company entered into a Bio-diesel Sales and Purchase Agreement with a subsidiary for a period of seven years to start from the commencement of the Bio-diesel Plant's commercial operations. The Company will purchase bio-diesel oil at yearly average volumes not less than 60% of maximum bio-diesel production capacity at the market prices as stipulated in the agreement

Gas Sales and Purchase Agreement

During 2008, the Company entered into Gas Sales and Purchase Agreement with the major shareholder for the refinery process for a period of ten years commencing on the first date of Gas delivery by the major shareholder and the Company receive this gas with the service fee as stipulated in the agreement.

Service Station Operating Right Agreement

During 2010, the Company entered into Service Station Operating Right Agreement which include the right to operate within service station with a subsidiary for a period of three years. The subsidiary agreed to pay the fee at agreed prices as stipulated in the agreement. For mutual interest under the agreement, the subsidiary agreed to purchase the finish oil products at contractually agreed prices.

Store Operation Right Agreement

During 2010, the Company entered into Store Operation Right Agreement with a subsidiary for a period of three years to operate retail stores within service stations under the Company's brand. The subsidiary agreed to pay the fee under agreed prices as stipulated in the agreement.

Cogeneration Purchase and Sale Agreement

On 25 February 2008, the Company entered into Cogeneration Project Agreement with the major shareholder under which the major shareholder invested in the construction of a cogeneration power plant to generate 19.7 MW of electricity and 90 metric tons per hour of steam to sell to the Company. It started its commercial operation in June 2010. The volume and market prices are as stipulated in the agreement.

Petroleum and Gas Tank Storage Service Agreement

The Company entered into Petroleum and Gas Tank Storage Service Agreement with the major shareholder for a period of 15 years from 1 January 2009 to 31 December 2023 with the service fee as stipulated in the agreement.

Office Rental and Service Agreements

On 19 September 2012, The Company entered into office rental and service agreements with a related company for a period of 3 years commencing from 1 October 2012 to 30 September 2015 and with a renewable option for another period of 3 years. Office rental fees and conditions are as stipulated in the agreement.



Establishment and Management Service Agreement for NGV Service Station

The Company entered into establishment and management service agreement for NGV service station with the major shareholder. The major shareholder has the right to utilise the lands and/or lands with building. The Company will receive the fee for land utilisation and management fee for service station as stipulated in the agreements. Establishment agreements shall be in effect for a period of 8 – 23 years which will be expired between 2016 - 2031. Management service agreement for service station shall be effect for 1 year which will be annually reviewed.

Management Service Agreement for Electricity Generation from Solar Cell

The Company entered into management service agreement with a subsidiary for managing and producing electricity from solar cell and green energy learning center for a period of 5 years commencing from 1 August 2012 to 31 July 2017. The Company agreed to pay the fee on monthly basis. Management service fees and conditions are as stipulated in the agreement.

Management Service

The Company entered into management service agreement with subsidiary for general management service. The Company agreed to provide human resources to manage operation process in accordance with subsidiary' direction. Management service fees and conditions are as stipulated in the agreement.

6. Cash and cash equivalents

	Consolidated financial statements		Separate financial statements	
	2013	2012	2013	2012
	<i>(in million Baht)</i>			
Cash on hand	42.91	44.04	1.90	1.58
Cash at banks - current accounts	1,212.60	955.51	746.89	659.97
Cash at banks - savings accounts	4,920.66	6,805.96	4,262.85	5,979.70
Highly liquid short-term investments	351.23	200.00	-	-
Total	6,527.40	8,005.51	5,011.64	6,641.25

The currency denomination of cash and cash equivalents as at 31 December was as follows:

	Consolidated financial statements		Separate financial statements	
	2013	2012	2013	2012
	<i>(in million Baht)</i>			
Thai Baht (THB)	4,045.46	7,764.92	2,529.70	6,400.66
United States Dollars (USD)	2,480.86	239.88	2,480.86	239.88
Others	1.08	0.71	1.08	0.71
Total	6,527.40	8,005.51	5,011.64	6,641.25

7. Investments

	Consolidated financial statements		Separate financial statements	
	2013	2012	2013	2012
		(in million Baht)		
Current investment				
Short-term deposits at financial institutions	731.45	13.12	-	-
	731.45	13.12	-	-
Other long-term investments				
Non-marketable equity securities				
Fuel Pipeline Transportation Ltd.	7.07	7.07	7.07	7.07
ASEAN Potash Mining Plc.	173.24	173.24	173.24	173.24
MFC Energy Fund	125.91	126.22	125.91	126.22
Less: Allowance for impairment	(45.54)	(15.07)	(45.54)	(15.07)
Non-marketable equity securities - net	260.68	291.46	260.68	291.46
Debt securities held to maturity				
Government bonds	3.00	3.00	3.00	3.00
Add: Premium on investments	0.02	0.05	0.02	0.05
Debt securities held to maturity - net	3.02	3.05	3.02	3.05
Other long-term investments	263.70	294.51	263.70	294.51
Total	995.15	307.63	263.70	294.51

Fuel Pipeline Transportation Limited is proceeding with the rehabilitation plan as explained in note 5.

Investments of the Group and the Company as at 31 December 2013 and 2012 were denominated entirely in Thai Baht.

8. Trade accounts receivable

	Note	Consolidated financial statements		Separate financial statements	
		2013	2012	2013	2012
			(in million Baht)		
Related parties	5	1,675.03	1,455.41	2,711.46	2,350.79
Other parties		7,018.51	6,329.15	6,763.37	6,263.09
Total		8,693.54	7,784.56	9,474.83	8,613.88
Less: allowance for doubtful accounts		(33.26)	(47.24)	(33.20)	(47.13)
Net		8,660.28	7,737.32	9,441.63	8,566.75
(Reversal of) bad and doubtful debts expense for the year		(3.76)	(0.28)	(3.29)	0.10

Aging analyses for trade accounts receivable were as follows:

	Consolidated financial statements		Separate financial statements	
	2013	2012	2013	2012
	<i>(in million Baht)</i>			
Related parties				
Within credit terms	1,675.03	1,455.41	2,711.46	2,350.79
<i>Less: allowance for doubtful accounts</i>	-	-	-	-
Net	1,675.03	1,455.41	2,711.46	2,350.79
Other parties				
Within credit terms	6,829.75	6,197.12	6,577.74	6,132.44
Overdue:				
Less than 3 months	151.34	78.64	148.27	77.41
3 - 6 months	1.94	6.42	1.92	6.37
6 - 12 months	2.23	0.09	2.23	0.06
Over 12 months	33.25	46.88	33.21	46.81
	7,018.51	6,329.15	6,763.37	6,263.09
<i>Less: allowance for doubtful accounts</i>	(33.26)	(47.24)	(33.20)	(47.13)
Net	6,985.25	6,281.91	6,730.17	6,215.96
Total	8,660.28	7,737.32	9,441.63	8,566.75

The normal credit term granted by the Group ranges from 1 days to 90 days.

The currency denomination of trade accounts receivable as at 31 December was as follows:

	Consolidated financial statements		Separate financial statements	
	2013	2012	2013	2012
	<i>(in million Baht)</i>			
Thai Baht (THB)	6,494.30	5,911.22	7,275.65	6,740.65
United States Dollars (USD)	2,165.98	1,826.10	2,165.98	1,826.10
Total	8,660.28	7,737.32	9,441.63	8,566.75

9. Other receivables

	Note	Consolidated financial statements		Separate financial statements	
		2013	2012	2013	2012
		<i>(in million Baht)</i>			
Related parties	5	403.19	314.89	404.78	316.14
Other parties					
Receivable from oil hedging contracts		58.63	227.59	58.63	227.59
Insurance compensation receivable		-	310.00	-	310.00
Prepaid expenses		182.19	247.60	172.66	239.50
Others		50.20	58.32	28.69	39.58
Total		694.21	1,158.40	664.76	1,132.81

10. Inventories

	Consolidated financial statements		Separate financial statements	
	2013	2012	2013	2012
	<i>(in million Baht)</i>			
Crude oil	10,274.64	11,453.82	10,101.11	11,342.50
Finished oil products	6,238.43	7,167.68	5,815.79	6,775.86
Materials and supplies	652.73	602.59	644.47	594.92
Consumer products	30.74	51.19	-	-
	17,196.54	19,275.28	16,561.37	18,713.28
Less: allowance for obsolete and slow moving	(104.23)	(100.15)	(103.48)	(99.29)
Net	17,092.31	19,175.13	16,457.89	18,613.99

As at 31 December 2013 and 2012, the Company's inventories included petroleum legal reserve of 581.70 million litres with approximated value of Baht 13,370.67 million and 462.16 million litres with approximated value of Baht 10,049.48 million, respectively.

The cost of inventories which is recognised as an expense and included in 'cost of sale of goods' for the year ended 31 December 2013 amounting to Baht 127,503.53 million (2012: Baht 97,508.48 million).

11. Investments in subsidiaries

	Separate financial statements	
	2013	2012
	<i>(in million Baht)</i>	
Subsidiaries		
At 1 January	1,735.04	347.54
Acquisitions	1,698.53	1,387.50
At 31 December	3,433.57	1,735.04



Investments in subsidiaries as at 31 December 2013 and 2012, and dividend income for the years then ended were as follows:

Separate financial statements

	Ownership interest		Paid-up capital		Cost		Impairment		At cost - net		Dividend income	
	2013	2012	2013	2012	2013	2012	2013	2012	2013	2012	2013	2012
Subsidiaries		(%)				(in million Baht)						
The Bangchak Green Net Co., Ltd.	49.00	49.00	1.00	1.00	0.49	0.49	-	-	0.49	0.49	31.36	-
The Bangchak Biofuel Co., Ltd.	70.00	70.00	281.50	281.50	197.05	197.05	-	-	197.05	197.05	19.71	-
The Bangchak Solar Energy Co., Ltd.	100.00	100.00	2,637.50	1,537.50	2,637.50	1,537.50	-	-	2,637.50	1,537.50	-	-
The Bangchak Solar Energy (Prachin-buri) Co., Ltd.	49.00	-	364.40	60.00	193.55	-	-	-	193.55	-	-	-
The Bangchak Solar Energy (Chaiya-phum1) Co., Ltd.	49.00	-	202.20	30.00	106.57	-	-	-	106.57	-	-	-
The Bangchak Solar Energy (Burirum) Co., Ltd.	49.00	-	200.75	50.00	110.86	-	-	-	110.86	-	-	-
The Bangchak Solar Energy (Burirum1) Co., Ltd.	49.00	-	191.49	0.25	94.08	-	-	-	94.08	-	-	-
The Bangchak Solar Energy (Nakhon Ratchasima) Co., Ltd.	49.00	-	190.24	0.25	93.47	-	-	-	93.47	-	-	-
Total					3,433.57	1,735.04	-	-	3,433.57	1,735.04	51.07	-

All subsidiaries were incorporated in Thailand

Increase of investment in subsidiaries

At the Annual General Meeting of the Shareholders of the Bangchak Solar Energy Co., Ltd, held on 30 April 2012, the shareholders approved the increase of registered share capital from Baht 150 million (divided into 1.5 million shares at par value of Bath 100) to Baht 2,000 million (divided into 20 million shares at par value of Baht 100). The subsidiary had called up and received full payment of paid-up capital in January 2013.

At the Extraordinary Meeting of the Shareholders of the Bangchak Solar Energy Co., Ltd, held on 7 June 2013, the shareholders approved the increase of registered share capital from Baht 2,000 million (divided into 20 million shares at par value of Bath 100) to Baht 2,150 million (divided into 21.5 million shares at par value of Baht 100). The subsidiary had called up and received full payment of paid-up capital in June 2013.

At the Extraordinary Meeting of the Shareholders of the Bangchak Solar Energy Co., Ltd, held on 23 September 2013, the shareholders approved the increase of registered share capital from Baht 2,150 million (divided into 21.5 million shares at par value of Bath 100) to Baht 4,100 million (divided into 41 million shares at par value of Baht 100). The said company had called up 25% of new registered share capital of Baht 25 per share, totalling Baht 487.5 million.

Acquisition and increase of investment in indirect subsidiaries

At the Board of Directors Meeting of the Company, held on 27 August 2013, the meeting approved the purchase of 49% of the share capital of indirect subsidiaries from the Bangchak Solar Energy Co., Ltd, a subsidiary. During the year, the indirect subsidiaries have increased share capital and called up as follows :

The Company	Acquisition	Increase of investment (in million Baht)	Total
The Bangchak Solar Energy (Prachinburi) Co., Ltd.	29.40	164.15	193.55
The Bangchak Solar Energy (Chaiyaphum1) Co., Ltd.	14.70	91.87	106.57
The Bangchak Solar Energy (Burirum) Co., Ltd.	24.50	86.36	110.86
The Bangchak Solar Energy (Burirum1) Co., Ltd.	0.12	93.96	94.08
The Bangchak Solar Energy (Nakhon Ratchasima) Co., Ltd.	0.12	93.35	93.47

At the Extraordinary Meeting of the Shareholders of the Bangchak Solar Energy (Prachinburi) Co., Ltd, held on 30 September 2013, the shareholders approved the increase of registered share capital from Baht 60 million (divided into 0.6 million shares at par value of Bath 100) to Baht 1,400 million (divided into 14 million shares at par value of Baht 100). The said company had called up 25% of new registered share capital of Baht 25 per share, totalling Baht 164.15 million.

At the Extraordinary Meeting of the Shareholders of the Bangchak Solar Energy (Chaiyaphum1) Co., Ltd, held on 30 September 2013, the shareholders approved the increase of registered share capital from Baht 30 million (divided into 0.3 million shares at par value of Bath 100) to Baht 780 million (divided into 7.8 million shares at par value of Baht 100). The said company had called up 25% of new registered share capital of Baht 25 per share, totalling Baht 91.87 million.

At the Extraordinary Meeting of the Shareholders of the Bangchak Solar Energy (Burirum) Co., Ltd, held on 30 September 2013, the shareholders approved the increase of registered share capital from Baht 50 million (divided into 0.5 million shares at par value of Baht 100) to Baht 755 million (divided into 7.55 million shares at par value of Baht 100). The said company had called up 25% of new registered share capital of Baht 25 per share, totalling Baht 86.36 million.

At the Extraordinary Meeting of the Shareholders of the Bangchak Solar Energy (Burirum1) Co., Ltd, held on 30 September 2013, the shareholders approved the increase of registered share capital from Baht 1 million (divided into 0.01 million shares at par value of Baht 100) to Baht 765 million (divided into 7.65 million shares at par value of Baht 100). The said company had called up 25% of new registered share capital of Baht 25 per share, totalling Baht 93.96 million.

At the Extraordinary Meeting of the Shareholders of the Bangchak Solar Energy (Nakhon Ratchasima) Co., Ltd, held on 30 September 2013, the shareholders approved the increase of registered share capital from Baht 1 million (divided into 0.01 million shares at par value of Baht 100) to Baht 760 million (divided into 7.6 million shares at par value of Baht 100). The said company had called up 25% of new registered share capital of Baht 25 per share, totalling Baht 93.35 million.

12. Investments in associate

	Consolidated financial statements		Separate financial statements	
	2013	2012	2013	2012
	<i>(in million Baht)</i>			
Associate				
At 1 January	722.89	745.48	763.23	763.23
Acquisition	-	-	-	-
Share of net profit (loss) of equity- accounted associate	33.89	(22.59)	-	-
At 31 December	756.78	722.89	763.23	763.23

Investments in associate as at 31 December 2013 and 2012, and dividend income from those investments for the years then ended, were as follows:

Consolidated nancial statements

	Ownership interest		Paid-up capital		Cost method		Equity method		Impairment		At equity - net		Dividend income	
	2013	2012	2013	2012	2013	2012	2013	2012	2013	2012	2013	2012	2013	2012
	(%)						(in million Baht)							
Associate														
Ubon Bio Ethanol Co., Ltd.	21.28	21.28	2,740.00	2,740.00	763.23	763.23	756.78	722.89	-	-	756.78	722.89	-	-
Total					763.23	763.23	756.78	722.89	-	-	756.78	722.89	-	-

None of the Group's equity-accounted investee is publicly listed and consequently does not have published price quotations.

Separate financial statements

	Ownership interest		Paid-up capital		Cost method		Impairment		At Cost - net		Dividend income	
	2013	2012	2013	2012	2013	2012	2013	2012	2013	2012	2013	2012
		(%)				(in million Baht)						
Associate												
Ubon Bio Ethanol Co., Ltd.	21.28	21.28	2,740.00	2,740.00	763.23	763.23	-	-	763.23	763.23	-	-
Total					763.23	763.23	-	-	763.23	763.23	-	-

None of the Company's equity-accounted investee is publicly listed and consequently does not have published price quotations.

13. Investment Properties

	Consolidated financial statements		Separate financial statements	
	2013	2012	2013	2012
	<i>(in million Baht)</i>			
<i>Cost</i>				
At 1 January	459.34	459.34	459.34	459.34
At 31 December	459.34	459.34	459.34	459.34
<i>Depreciation and impairment losses</i>				
At 1 January	-	(171.28)	-	(171.28)
Reversal of impairment losses	-	171.28	-	171.28
At 31 December	-	-	-	-
<i>Net book value</i>				
At 1 January	459.34	288.06	459.34	288.06
At 31 December	459.34	459.34	459.34	459.34

Investment properties were revalued as at 31 December 2013 and 2012 by an independent professional valuer, at open market value on existing use basis. The appraisal value is totalling Baht 598.72 million (2012: Baht 598.72 million).

14. Property, plant and equipment

(a) The Group

Consolidated financial statements

	Land	Buildings	Machinery, equipment refinery plants and terminal	Electricity producing equipment	Marketing and office equipment	Platinum Catalyst	Vehicles	Construction work in progress	Total
					<i>(in million Baht)</i>				
Cost									
At 1 January 2012	996.92	809.95	32,295.13	743.71	4,072.58	242.80	181.60	2,769.04	42,111.73
Additions	106.19	1.07	53.54	-	4.19	-	4.13	5,159.87	5,328.99
Transfers	132.15	136.72	2,219.35	2,777.18	258.77	(3.54)	26.60	(5,643.83)	(96.60)
Disposals	-	(2.85)	(523.21)	-	(61.22)	-	-	-	(587.28)
At 31 December 2012 and 1 January 2013	1,235.26	944.89	34,044.81	3,520.89	4,274.32	239.26	212.33	2,285.08	46,756.84
Additions	81.95	0.73	104.81	-	24.16	-	5.26	4,307.51	4,524.42
Transfers	96.56	396.52	1,351.22	2,814.34	316.24	-	27.48	(5,026.24)	(23.88)
Disposals	(14.27)	(1.35)	(19.63)	-	(167.05)	-	(1.49)	-	(203.79)
At 31 December 2013	1,399.50	1,340.79	35,481.21	6,335.23	4,447.67	239.26	243.58	1,566.35	51,053.59

Consolidated financial statements

	Land	Buildings	Machinery, equipment refinery plants and terminal	Electricity producing equipment	Marketing and office equipment	Platinum Catalyst	Vehicles	Construction work in progress	Total
					<i>(in million Baht)</i>				
Depreciation and impairment losses									
At 1 January 2012	(14.06)	(422.55)	(11,653.78)	(110.17)	(2,836.33)	-	(115.58)	-	(15,152.47)
Depreciation charge for the year	-	(37.38)	(1,859.71)	(83.73)	(283.10)	-	(23.24)	-	(2,287.16)
(Loss) reversal of impairment losses	-	-	(0.65)	97.77	6.65	-	-	-	103.77
Disposals	-	1.36	440.13	-	56.92	-	-	-	498.41
At 31 December 2012 and 1 January 2013	(14.06)	(458.57)	(13,074.01)	(96.13)	(3,055.86)	-	(138.82)	-	(16,837.45)
Depreciation charge for the year	-	(58.84)	(1,985.59)	(236.13)	(304.03)	-	(28.09)	-	(2,612.68)
Impairment losses	-	-	(0.65)	-	(2.01)	-	-	-	(2.66)
Disposals	-	1.08	11.90	-	155.40	-	1.48	-	169.86
At 31 December 2013	(14.06)	(516.33)	(15,048.35)	(332.26)	(3,206.50)	-	(165.43)	-	(19,282.93)

Consolidated financial statements

	Land	Buildings	Machinery, equipment refinery plants and terminal	Electricity producing equipment	Marketing and office equipment	Platinum Catalyst	Vehicles	Construction work in progress	Total
Net book value					<i>(in million Baht)</i>				
At 1 January 2012	982.86	387.40	20,641.35	633.54	1,236.25	242.80	66.02	2,769.04	26,959.26
At 31 December 2012 and 1 January 2013	1,221.20	486.32	20,970.80	3,424.76	1,218.46	239.26	73.51	2,285.08	29,919.39
At 31 December 2013	1,385.44	824.46	20,432.86	6,002.97	1,241.17	239.26	78.15	1,566.35	31,770.66

As at 31 December 2013, a subsidiary has mortgaged its land, buildings and machinery as collateral with financial institutions for credit facilities totaling Baht 4,063.60 million (2012: Baht 792.90 million).

Capitalised borrowing costs relating to construction of the new factory amounted to Baht 53.13 million (2012: Baht 104.50 million), with a capitalization rate of 4.43 - 6.63% (2012: 4.22-5.60%) (see note 33).

The gross amount of the Group's fully depreciated property, plant and equipment that was still in use as at 31 December 2013 amounted to Baht 3,302.09 million (2012: Baht 2,767.31 million).

(b) The Company

Consolidated financial statements

	Land	Buildings	Machinery, equipment refinery plants and terminal	Electricity producing equipment	Marketing and office equipment	Platinum Catalyst	Vehicles	Construction work in progress	Total
					(in million Baht)				
Cost									
At 1 January 2012	868.27	591.22	31,696.45	743.71	4,032.14	242.81	166.03	2,740.40	41,081.03
Additions	-	-	52.94	-	-	-	-	3,907.05	3,959.99
Transfers	132.15	105.51	2,164.04	2,777.18	258.74	(3.54)	26.60	(5,554.47)	(93.79)
Disposals	-	(2.76)	(521.88)	-	(56.19)	-	-	-	(580.83)
At 31 December 2012 and 1 January 2013	1,000.42	693.97	33,391.55	3,520.89	4,234.69	239.27	192.63	1,092.98	44,366.40
Additions	-	-	103.79	-	-	-	-	1,560.25	1,664.04
Transfers	-	30.30	1,346.04	0.67	233.60	-	27.48	(1,657.77)	(19.68)
Disposals	(14.27)	(0.95)	(14.57)	-	(166.72)	-	(1.49)	-	(198.00)
At 31 December 2013	986.15	723.32	34,826.81	3,521.56	4,301.57	239.27	218.62	995.46	45,812.76

Consolidated financial statements

	Land	Buildings	Machinery, equipment refinery plants and terminal	Electricity producing equipment	Marketing and office equipment	Platinum Catalyst	Vehicles	Construction work in progress	Total
					(in million Baht)				
Depreciation and impairment losses									
At 1 January 2012	(14.06)	(399.49)	(11,580.60)	(110.17)	(2,806.64)	-	(108.45)	-	(15,019.41)
Depreciation charge for the year	-	(24.96)	(1,820.45)	(83.73)	(279.19)	-	(19.90)	-	(2,228.23)
(Loss) Reversal of impairment losses	-	-	(0.65)	97.77	6.65	-	-	-	103.77
Disposals	-	1.35	439.79	-	51.92	-	-	-	493.06
At 31 December 2012 and 1 January 2013	(14.06)	(423.10)	(12,961.91)	(96.13)	(3,027.26)	-	(128.35)	-	(16,650.81)
Depreciation charge for the year	-	(32.10)	(1,943.98)	(145.75)	(284.59)	-	(24.32)	-	(2,430.74)
Impairment losses	-	-	(0.65)	-	(2.01)	-	-	-	(2.66)
Disposals	-	0.95	10.68	-	155.08	-	1.48	-	168.19
At 31 December 2013	(14.06)	(454.25)	(14,895.86)	(241.88)	(3,158.78)	-	(151.19)	-	(18,916.02)

Consolidated financial statements

	Land	Buildings	Machinery, equipment refinery plants and terminal	Electricity producing equipment	Marketing and office equipment	Platinum Catalyst	Vehicles	Construction work in progress	Total
					(in million Baht)				
Net book value									
At 1 January 2012	854.21	191.73	20,115.85	633.54	1,225.50	242.81	57.58	2,740.40	26,061.62
At 31 December 2012 and 1 January 2013	986.36	270.87	20,429.64	3,424.76	1,207.43	239.27	64.28	1,092.98	27,715.59
At 31 December 2013	972.09	269.07	19,930.95	3,279.68	1,142.79	239.27	67.43	995.46	26,896.74

Capitalised borrowing costs relating to construction of the new factory amounted to Baht 51.30 million (2012: Baht 104.15 million), with a capitalization rate of 4.43 – 6.63% (2012: 4.22 - 5.60%) (see note 33).

The gross amount of the Company's fully depreciated property, plant and equipment that was still in use as at 31 December 2013 amounted to Baht 3,275.86 million (2012: Baht 2,746.70 million).

15. Leasehold Rights

	Consolidated and Separate financial statements
	<i>(in million Baht)</i>
Cost	
At 1 January 2012	2,242.05
Addition	217.06
Transfers	(10.52)
Disposals	(3.00)
At 31 December 2012 and 1 January 2013	2,445.59
Addition	224.32
Transfers	(6.36)
Disposals	(2.60)
At 31 December 2013	2,660.95
Amortisation and impairment losses	
At 1 January 2012	(1,304.67)
Amortisation charge for the year	(96.42)
Disposals	2.45
Reversal of impairment losses	1.70
At 31 December 2012 and 1 January 2013	(1,396.94)
Amortisation charge for the year	(94.85)
Disposals	2.60
Impairment losses	(0.11)
At 31 December 2013	(1,489.30)
Net book value	
At 1 January 2012	937.38
At 31 December 2012 and 1 January 2013	1,048.65
At 31 December 2013	1,171.65

On 27 February 2004, The Treasury Department permitted the Company to settle by instalments, the leasehold fee of Baht 551.63 million for an extension of the lease agreement of state-owned land on which the Company's refinery is located. The initial lease agreement, which due for expiration on 1 April 2015, will be extended for period of 18 years under the new lease agreement, which will expire on 31 March 2033. The Company has extended the amortisation period of existing leasehold rights to 31 March 2033, which corresponds to the period of the new agreement. The annually instalments of the leasehold fee are as followed;

Period	<u>(in million Baht)</u>
The year 2007 - 2009	137.90
The year 2010 - 2012	183.88
The year 2013 - 2015	<u>229.85</u>
Total	<u><u>551.63</u></u>

As at 31 December 2013, leasehold right liability has remaining balance totalling Baht 153.23 million (2012: Baht 229.85 million).

16. Intangible assets

	Right to use and cost of development of computer software	
	Consolidated financial statements	Separate financial statements
	<i>(in million Baht)</i>	
Cost		
At 1 January 2012	250.08	246.76
Addition	64.10	63.48
At 31 December 2012 and 1 January 2013	314.18	310.24
Addition	109.66	105.79
Disposals	(12.54)	(12.54)
At 31 December 2013	411.30	403.49
Amortisation and impairment losses		
At 1 January 2012	(148.94)	(146.21)
Amortisation for the year	(18.14)	(17.73)
At 31 December 2012 and 1 January 2013	(167.08)	(163.94)
Amortisation for the year	(35.72)	(34.97)
Disposals	11.67	11.67
At 31 December 2013	(191.13)	(187.24)
Net book value		
At 1 January 2012	101.14	100.55
At 31 December 2012 and 1 January 2013	147.10	146.30
At 31 December 2013	220.17	216.25

17. Investment in oil service stations

The investments in oil service stations comprise oil service station expansion under various business approaches. The Company may invest directly or may grant others the right to operate or enter into a joint venture agreement, or with investment made by the operator and the Company providing support.

As at 31 December 2013, the balances outstanding in the investment in service stations account total Baht 156.84 million (2012: Baht 174.51 million). The Company amortised the investment in service stations on a straight-line basis over the term of the agreement. Amortisation charge for the year ended 31 December 2013 total Baht 26.59 million (2012: Baht 45.00 million).

18. Deferred tax

Deferred tax assets and liabilities as at 31 December were as follows:

Consolidated financial statements				
	Assets		Liabilities	
	2013	2012	2013	2012
		(in million Baht)		
Total	408.89	376.91	(72.51)	(189.80)
Set off of tax	(72.51)	(189.80)	72.51	189.80
Net deferred tax assets	336.38	187.11	-	-

Separate financial statements				
	Assets		Liabilities	
	2013	2012	2013	2012
		(in million Baht)		
Total	405.83	374.47	(72.51)	(189.80)
Set off of tax	(72.51)	(189.80)	72.51	189.80
Net deferred tax assets	333.32	184.67	-	-

Movements in total deferred tax assets and liabilities during the year were as follows:

Consolidated financial statements			
	At 1 January 2013	(Charged) / credited to Statement of income	At 31 December 2013
		(Note 34) (in million Baht)	
Deferred tax assets			
Employee benefit obligation	198.76	21.72	220.48
Property, plant and equipment	71.83	17.82	89.65
Loss from impairment of assets and others	106.32	(7.56)	98.76
Total	376.91	31.98	408.89
Deferred tax liabilities			
Property, plant and equipment	(126.39)	55.22	(71.17)
Leasehold rights	(1.41)	0.07	(1.34)
Income from insurance compensation	(62.00)	62.00	
Total	(189.80)	117.29	(72.51)
Net	187.11	149.27	336.38

Separate financial statements

	At 1 January 2013	(Charged) / credited to Statement of income (Note 34) (in million Baht)	At 31 December 2013
Deferred tax assets			
Employee benefit obligation	196.56	21.08	217.64
Property, plant and equipment	71.83	17.80	89.63
Loss from impairment of assets and others	106.08	(7.52)	98.56
Total	374.47	31.36	405.83
Deferred tax liabilities			
Property, plant and equipment	(126.39)	55.22	(71.17)
Leasehold rights	(1.41)	0.07	(1.34)
Income from insurance compensation	(62.00)	62.00	-
Total	(189.80)	117.29	(72.51)
Net	184.67	148.65	333.32

Consolidated financial statements

	At 1 January 2012	(Charged) / credited to Statement of income (Note 34) (in million Baht)	At 31 December 2012
Deferred tax assets			
Employee benefit obligation	168.99	29.77	198.76
Property, plant and equipment	-	71.83	71.83
Loss from impairment of assets and others	10.08	96.24	106.32
Total	179.07	197.84	376.91
Deferred tax liabilities			
Property, plant and equipment	(6.87)	(119.52)	(126.39)
Leasehold rights	-	(1.41)	(1.41)
Income from insurance compensation	-	(62.00)	(62.00)
Total	(6.87)	(182.93)	(189.80)
Net	172.20	14.91	187.11

Separate financial statements

	At 1 January 2012	(Charged) / credited to Statement of income (Note 34) (in million Baht)	At 31 December 2012
Deferred tax assets			
Employee benefit obligation	168.99	27.57	196.56
Property, plant and equipment	-	71.83	71.83
Loss from impairment of assets and others	10.08	96.00	106.08
Total	179.07	195.40	374.47
Deferred tax liabilities			
Property, plant and equipment	(6.87)	(119.52)	(126.39)
Leasehold rights	-	(1.41)	(1.41)
Income from insurance compensation	-	(62.00)	(62.00)
Total	(6.87)	(182.93)	(189.80)
Net	172.20	12.47	184.67

19. Other non-current assets

	Consolidated financial statements		Separate financial statements	
	2013	2012	2013	2012
	(in million Baht)			
Fixed deposit for staff welfare	417.95	415.21	417.95	415.21
Deferred expenses for the issuance of debentures and long-term loans	74.68	187.56	72.32	150.99
Others	192.93	189.75	191.48	188.17
Total	685.56	792.52	681.75	754.37

20. Interest-bearing liabilities

	Consolidated financial statements		Separate financial statements	
	2013	2012	2013	2012
	<i>(in million Baht)</i>			
Current				
Current portion of long-term loans from financial institutions				
secured	265.84	119.70	-	-
unsecured	776.66	890.15	776.66	890.15
Total Current	1,042.50	1,009.85	776.66	890.15
Non-current				
Long - term loans from financial institutions				
secured	1,733.46	336.23	-	-
unsecured	15,057.88	14,681.85	15,057.88	14,681.85
	16,791.34	15,018.08	15,057.88	14,681.85
Debenture				
unsecured	2,995.71	2,995.01	2,995.71	2,995.01
	2,995.71	2,995.01	2,995.71	2,995.01
Total Non-current	19,787.05	18,013.09	18,053.59	17,676.86
Total	20,829.55	19,022.94	18,830.25	18,567.01

Details of the Group's loans from financial institutions as at 31 December were as follows:

Currency	Facilities (in million)	Interest Interest Rates (%) p.a.	Repayment Terms	Consolidated financial statements		Separate financial statements	
				2013	2012	2013	2012
(in million Baht)							
Long-term loans from financial institutions							
The Company	Baht	9,000	THBFX 6M plus a margin	The principle will be repayable in 20 instalments commencing in June 2011	2,581.75	8,380.00	2,581.75
The Company	USD	200	LIBOR plus a margin	The principle will be repayable on 1 August 2018	6,500.94	-	6,500.94
The Company	Baht	4,200	Fixed Interest Rate	The principle will be repayable in 26 instalments commencing in March 2013	3,601.85	3,902.00	3,601.85
The Company	Baht	3,500	THBFX 6M plus a margin	The principle will be repayable in 23 instalments commencing in December 2011	3,150.00	3,290.00	3,150.00
Subsidiary	Baht	710	Six-month fixed deposit corporate rate plus a margin	The principle will be repayable in 24 instalments commencing in June 2010	336.24	455.93	-

Currency	Facilities (in million)	Interest Interest Rates (%) p.a.	Repayment Terms	Consolidated financial statements		Separate financial statements	
				2013	2012	2013	2012
				(in million Baht)			
Subsidiary	Baht	1,508	THBFIX 6M plus a margin	1,350.99	-	-	-
Subsidiary	USD	12	Fixed Interest Rate	312.07	-	-	-
Total			The principle will be repayable in 20-34 instalments commencing in August 2013	17,833.84	16,027.93	15,834.54	15,572.00
Less: Current portion				(1,042.50)	(1,009.85)	(776.66)	(890.15)
Net			The principle will be repayable in 34 instalments commencing in August 2013	16,791.34	15,018.08	15,057.88	14,681.85

During 2011, the Company entered into a loan agreement with a consortium of four financial institutions for a long-term loan totalling Baht 9,000 million bearing interest at a rate referenced to THBFIX of 6 months plus margin. The Company is required to comply with certain conditions under the loan agreement and maintain certain financial ratios as specified in the agreement. On 31 July 2013, the Company made a partial early repayment of Baht 5,500 million of the balance of the long-term loan to the financial institutions.

The loan agreements contain certain conditions and restrictions such as maintaining of certain debt to equity ratio, debt service coverage ratio and current ratio.

As at 31 December 2013, the Group and the Company had unutilised credit facilities totalling Baht 13,475 million and Baht 13,255 million, respectively (2012: Baht 15,406 million and Baht 13,255 million, respectively).

The Company entered into a sponsor support agreement with a subsidiary under the conditions as stipulated in the loan agreement with a financial institution to provide support in the event that the subsidiary cannot repay the loan in accordance with loan schedule which has a minimum facility of Baht 400 million. In case a subsidiary cannot find insurance protection for flood, the Company is responsible to repair subsidiary's power plant to normal condition.

Debentures

As at 30 April 2012, the Company issued 7-year term debentures with a value totaling Baht 2,000 million, bearing interest at the rate of 4.92% per annum and maturing on 30 April 2019, and 10-year term debentures with a value totaling Baht 1,000 million, bearing interest at the rate of 5.35 % per annum and maturing on 30 April 2022. Both debenture issues totaling Baht 3,000 million are named-registered, unsubordinated, unsecured and no bond holder representative with a face value of Baht 1,000 each with interest payment dates on 30 June and 30 December.

In connection with the terms of the rights and responsibilities of the debentures issuer, the company, as the issuer, has to comply with certain restrictions and conditions as stipulated therein, such as maintaining certain financial ratios etc.

The periods to maturity of interest-bearing liabilities as at 31 December were as follows:

	Consolidated financial statements		Separate financial statements	
	2013	2012	2013	2012
	<i>(in million Baht)</i>			
Within one year	1,042.50	1,009.85	776.66	890.15
After one year but within five years	11,094.39	5,776.85	10,297.78	5,440.62
After five years	8,692.66	12,236.24	7,755.81	12,236.24
Total	20,829.55	19,022.94	18,830.25	18,567.01

Secured interest-bearing liabilities as at 31 December were secured on the following assets:

	Consolidated financial statements		Separate financial statements	
	2013	2012	2013	2012
		(in million Baht)		
Property, plant and equipment	4,063.60	792.90	-	-
Total	4,063.60	792.90	-	-

The currency denomination of interest-bearing liabilities as at 31 December was as follows:

	Consolidated financial statements		Separate financial statements	
	2013	2012	2013	2012
		(in million Baht)		
Thai Baht (THB)	14,328.61	19,022.94	12,329.31	18,567.01
United States Dollars (USD)	6,500.94	-	6,500.94	-
Total	20,829.55	19,022.94	18,830.25	18,567.01

21. Trade accounts payable

	Note	Consolidated financial statements		Separate financial statements	
		2013	2012	2013	2012
			(in million Baht)		
Related parties	5	10,339.73	12,530.49	10,562.46	12,626.39
Other parties		1,194.21	1,169.30	874.17	816.08
Total		11,533.94	13,699.79	11,436.63	13,442.47

The currency denomination of trade accounts payable as at 31 December was as follows:

		Consolidated financial statements		Separate financial statements	
		2013	2012	2013	2012
			(in million Baht)		
Thai Baht (THB)		11,533.94	13,589.18	11,436.63	13,331.86
United States Dollars (USD)		-	110.61	-	110.61
Total		11,533.94	13,699.79	11,436.63	13,442.47

22. Other payables

	Note	Consolidated financial statements		Separate financial statements	
		2013	2012	2013	2012
		<i>(in million Baht)</i>			
Related parties	5	785.15	728.22	785.15	728.22
Other parties					
Accrued expenses		713.39	919.83	590.46	842.92
Liabilities from forward contract		139.13	20.85	139.13	20.85
Other accounts payable		724.53	1,121.60	468.22	725.10
Total		2,362.20	2,790.50	1,982.96	2,317.09

23. Employee benefit obligations

	Consolidated financial statements		Separate financial statements	
	2013	2012	2013	2012
	<i>(in million Baht)</i>			
Statement of financial position obligations for:				
Post-employment benefits	1,059.40	954.85	1,047.32	945.95
Other long-term employee benefits	43.02	38.93	40.88	36.86
Total	1,102.42	993.78	1,088.20	982.81
<i>For the year ended 31 December</i>				
Statement of income:				
Recognised in profit or loss				
Post-employment benefits	132.40	140.08	128.13	138.30
Other long-term employee benefits	5.74	26.35	5.66	25.37
Total	138.14	166.43	133.79	163.67

Movement in the present value of the defined benefit obligations:

	Consolidated financial statements		Separate financial statements	
	2013	2012	2013	2012
	<i>(in million Baht)</i>			
Defined benefit obligations at 1 January	993.78	839.95	982.81	830.97
Benefits paid by the plan	(29.50)	(12.60)	(28.40)	(11.83)
Current service costs and interest	138.14	104.25	133.79	101.49
Curtailment loss	-	10.23	-	10.23
Actuarial losses in profit or loss	-	51.95	-	51.95
Defined benefit obligations at 31 December	1,102.42	993.78	1,088.20	982.81

Expense recognised in profit or loss (note 31) :

	Consolidated financial statements		Separate financial statements	
	2013	2012	2013	2012
		(in million Baht)		
Current service costs	98.51	62.40	94.50	60.06
Interest on obligation	39.63	41.85	39.29	41.43
Curtailment loss	-	10.23	-	10.23
Actuarial losses in profit or loss	-	51.95	-	51.95
Total	138.14	166.43	133.79	163.67

The expense is recognised in the following line items in the statement of income:

	Consolidated financial statements		Separate financial statements	
	2013	2012	2013	2012
		(in million Baht)		
Cost of sales	30.87	38.93	30.70	38.93
Selling expenses	43.01	57.35	39.14	55.47
Administrative expenses	64.26	70.15	63.95	69.27
Total	138.14	166.43	133.79	163.67

Principal actuarial assumptions at the reporting date (expressed as weighted averages):

	Consolidated financial statements		Separate financial statements	
	2013	2012	2013	2012
		(%)		
Discount rate as at 31 December	4	4	4	4
Future salary increases	4-10	4-10	4-10	4-10
Retirement age	55 and 60 years	55 and 60 years	60 years	60 years

Assumptions regarding future mortality are based on published statistics and mortality tables. Discount rate is the interest rate of long-term government bond.

24. Share capital

	Par value per share <i>(in Baht)</i>	2013		2012	
		Number	Baht	Number	Baht
			<i>(million shares / million Baht)</i>		
Authorised					
At 1 January					
ordinary shares	1	1,531.64	1,531.64	1,531.64	1,531.64
At 31 December					
ordinary shares	1	1,531.64	1,531.64	1,531.64	1,531.64
Issued and paid-up					
At 1 January					
ordinary shares	1	1,376.92	1,376.92	1,376.92	1,376.92
Issue of new shares	1	-	-	-	-
At 31 December					
ordinary shares	1	1,376.92	1,376.92	1,376.92	1,376.92

25. Additional paid-in capital and reserves

Share premium

Section 51 of the Public Companies Act B.E. 2535 requires companies to set aside share subscription monies received in excess of the par value of the shares issued to a reserve account ("share premium"). Share premium is not available for dividend distribution.

Capital surplus on registered and paid-up share reduction

On 6 July 2004, the Company registered with the Ministry of Commerce, the reduction in the Company's registered share capital from Baht 1,032,761,220 to Baht 843,143,461 and the paid-up share capital from Baht 753,040,940 to Baht 563,423,181. These changes were due to the reduction of 189,617,759 shares held by the Siam DR Co., Ltd. to be consistent with the number of "Depository Receipts of BCP's Ordinary Shares (DR)" which were issued and offered by the Siam DR Co., Ltd. The Company received consent from the Siam DR Co., Ltd. for reducing the mentioned number of shares without capital payback. The Company proceeded the share reduction to Capital on registered and paid-up share reduction account.

Legal reserve

Section 116 of the Public Companies Act B.E. 2535 Section 116 requires that a company shall allocate not less than 5% of its annual net profit, less any accumulated losses brought forward, to a reserve account ("legal reserve"), until this account reaches an amount not less than 10% of the registered authorised capital. The legal reserve is not available for dividend distribution.

26. Segment reporting

The Group has three reportable segments, as described below, which are the Group's strategic divisions. The strategic divisions offer different products and services, and are managed separately because they require different technology and marketing strategies. For each of the strategic divisions, the chief operating decision maker (CODM) reviews internal management reports on at least a quarterly basis. The following summary describes the operations in each of the Group's reportable segments.

Segment 1 Refinery

Segment 2 Marketing

Segment 3 Electricity

Information regarding the results of each reportable segment is included below. Performance is measured based on segment profit before tax, financial costs, depreciation and amortization, gain on foreign exchange and impairment losses on assets (Group's EBITDA), as included in the internal management reports that are reviewed by the Group's CODM. Group's EBITDA is used to measure performance as management believes that such information is the most relevant in evaluating the results of certain segments relative to other entities that operate within these industries.

Information about reportable segments

2013					
	Refinery	Marketing	Electricity	Eliminations	Total
			(in million Baht)		
External revenue	45,913.55	139,137.41	1,462.79	-	186,513.75
Inter-segment revenue	132,263.20	-	-	(132,263.20)	-
Total segment revenue	178,176.75	139,137.41	1,462.79	(132,263.20)	186,513.75
Group's EBITDA	6,568.00	1,383.46	1,396.35	-	9,347.81
Depreciation and Amortization					(2,776.67)
Gain on foreign exchange					132.02
Reversal of allowance for loss from impairment of assets					24.26
Finance costs					(1,063.78)
Income tax expense					(932.34)
Profit for the year					4,731.30
Interest revenue	31.33	49.54	9.14	-	90.01
Finance costs	737.54	111.84	214.40	-	1,063.78
Depreciation and amortisation	2,038.89	453.13	284.65	-	2,776.67
Segment assets	51,612.57	10,574.33	10,202.45	-	72,389.34
Investment in associate	756.78	-	-	-	756.78
Capital expenditure	1,048.28	913.01	2,810.55	-	4,771.84

	2012				
	Refinery	Marketing	Electricity	Eliminations	Total
			(in million Baht)		
External revenue	33,037.71	131,830.03	378.19	-	165,245.93
Inter-segment revenue	125,249.24	-	-	(125,249.24)	-
Total segment revenue	158,286.95	131,830.03	378.19	(125,249.24)	165,245.93
Group's EBITDA	5,564.36	1,783.50	422.07	-	7,769.93
Depreciation and Amortization					(2,453.66)
Gain on foreign exchange					346.18
Reversal of allowance for loss from impairment of assets					294.67
Finance costs					(939.96)
Income tax expense					(714.58)
Profit for the year					4,302.58
Interest revenue	60.63	24.33	2.07	-	87.03
Finance costs	723.27	110.58	106.11	-	939.96
Depreciation and amortisation	1,901.83	455.51	96.32	-	2,453.66
Segment assets	54,392.75	9,622.44	6,838.25	-	70,853.44
Investment in associate	722.89	-	-	-	722.89
Capital expenditure	2,424.51	740.39	2,236.50	-	5,401.40

Geographical segments

The Group is managed and operates principally in Thailand. There are no material revenues derived from, or assets located in, foreign countries.

Major customer

Revenues from one customer of the Group's 1 and 2 segments represents approximately Baht 17,854.03 million (2012: Baht 17,662.86 million) of the Group's total revenues.

27. Investment income

	Note	Consolidated financial statements		Separate financial statements	
		2013	2012	2013	2012
			(in million Baht)		
Dividend income					
Related parties	5	-	2.85	51.07	2.85
		-	2.85	51.07	2.85
Other investment income		90.01	87.03	72.12	68.96
Total		90.01	89.88	123.19	71.81

28. Other income

	Consolidated financial statements		Separate financial statements	
	2013	2012	2013	2012
<i>(in million Baht)</i>				
Fee for land utilisation and management fee for NGV service station	88.36	81.26	84.12	81.26
Income from insurance compensation	1,588.77	383.40	1,574.33	383.40
Others	138.41	106.30	122.43	121.86
Total	1,815.54	570.96	1,780.88	586.52

During the third quarter of 2012, within the Bangchak refinery complex, Sukhumvit 64, was ignited in the Crude Distillation Unit 3. Consequently, the Company recognized loss of assets at net book value amounting to Baht 12.40 million. This refinery unit resumed its operation in October 2012. The Insurers had proceeded with preliminary insurance compensation totaling Baht 310 million during 2012 and the Company recognised in other income during 2012.

During the second quarter of 2013, the Insurers had finalized their assessment of the actual damage suffered and the Company recovered all damages from the insurance settlement totaling Baht 1,791.85 million. The Company recognised the remaining compensation amounting to Baht 1,481.85 million in other income during 2013.

29. Selling expenses

	Consolidated financial statements		Separate financial statements	
	2013	2012	2013	2012
	<i>(in million Baht)</i>			
Personnel	682.53	634.81	292.55	296.03
Advertising	253.70	183.07	150.48	100.94
Depreciation and amortisation	428.67	439.35	420.04	434.97
Distribution	809.46	676.33	809.46	676.33
Others	865.63	763.27	632.43	542.87
Total	3,039.99	2,696.83	2,304.96	2,051.14

30. Administrative expenses

	Consolidated financial statements		Separate financial statements	
	2013	2012	2013	2012
	<i>(in million Baht)</i>			
Personnel	696.12	735.50	656.70	690.33
Advertising	116.23	197.68	115.90	197.04
Depreciation and amortisation	89.80	61.75	84.64	58.29
Others	348.29	407.74	321.12	403.90
Total	1,250.44	1,402.67	1,178.36	1,349.56

31. Employee benefit expenses

	Note	Consolidated financial statements		Separate financial statements	
		2013	2012	2013	2012
		<i>(in million Baht)</i>			
Management					
Wages and salaries		90.77	87.61	90.48	87.49
Contribution to provident funds		4.35	4.67	4.35	4.67
Pension		5.26	6.49	5.26	6.49
Others		26.13	22.03	26.13	22.03
	5	126.51	120.80	126.22	120.68
Other employees					
Wages and salaries		1,097.71	1,017.25	715.36	676.55
Contribution to provident funds		61.90	58.23	58.39	54.81
Pension		132.88	159.94	128.53	157.18
Others		371.46	347.77	308.83	300.82
		1,663.95	1,583.19	1,211.11	1,189.36
Total		1,790.46	1,703.99	1,337.33	1,310.04

Defined contribution plans

The defined contribution plans comprise provident funds established by the Group for its employees. Membership to the funds is on a voluntary basis. Contributions are made monthly by the employees at rates ranging from 5% to 10% of their basic salaries and by the Group at rates ranging from 5% to 10% of the employees' basic salaries. The provident funds are registered with the Ministry of Finance as juristic entities and are managed by licensed Fund Manager.

32. Expenses by nature

The statements of income include an analysis of expenses by function. Expenses by nature disclosed in accordance with the requirements of various TFRS were as follows:

	Consolidated financial statements		Separate financial statements	
	2013	2012	2013	2012
	<i>(in million Baht)</i>			
Included in cost of sales of goods:				
Changes in inventories of finished goods and work in progress	(961.36)	1,100.11	(960.07)	1,062.75
Raw materials and consumables used	127,379.92	97,659.66	127,503.53	97,508.48
Tax expenses and oil fuel fund	12,955.35	9,045.74	12,955.35	9,045.74
Depreciation	2,230.15	1,929.32	2,061.17	1,877.89
Included in selling expenses:				
Depreciation	322.49	311.09	313.89	306.75
Included in administrative expenses:				
Depreciation	60.04	46.76	55.68	43.48

33. Finance costs

Note	Consolidated financial statements		Separate financial statements	
	2013	2012	2013	2012
	<i>(in million Baht)</i>			
Interest payable to financial institutions	864.37	923.68	794.41	894.91
Interest payable to Debentures	151.90	102.38	151.90	102.38
Amortisation of transaction costs capitalised	94.41	18.40	88.13	17.34
Others	6.23	-	6.08	-
	1,116.91	1,044.46	1,040.52	1,014.63
Capitalised as cost of assets under construction	(53.13)	(104.50)	(51.30)	(104.15)
Net	1,063.78	939.96	989.22	910.48

34. Income tax expense

	Note	Consolidated financial statements		Separate financial statements	
		2013	2012	2013	2012
		(in million Baht)			
Current tax expense					
Current year		1,048.60	1,000.90	1,030.94	989.99
Under (over) provided in prior years		33.01	(271.41)	33.01	(271.41)
		1,081.61	729.49	1,063.95	718.58
Deferred tax expense					
Movements in temporary differences	18	(149.27)	(14.91)	(148.65)	(12.47)
		(149.27)	(14.91)	(148.65)	(12.47)
Total		932.34	714.58	915.30	706.11

Reconciliation of effective tax rate

Consolidated financial statements

	2013		2012	
	Rate		Rate	
	(%)	<i>(in million Baht)</i>	(%)	<i>(in million Baht)</i>
Profit before income tax expense		5,663.64		5,017.16
Income tax using the Thai corporation tax rate	20.00	1,132.73	23.00	1,153.95
Income not subject to tax / Expenses that are deductible at a greater amount	(4.29)	(242.77)	(2.56)	(128.09)
Expenses not deductible / Other adjustments	0.17	9.37	(0.79)	(39.87)
Under (over) provided in prior years	0.58	33.01	(5.41)	(271.41)
Total	16.46	932.34	14.24	714.58

Reconciliation of effective tax rate

Separate financial statements

	2013		2012	
	Rate		Rate	
	(%)	<i>(in million Baht)</i>	(%)	<i>(in million Baht)</i>
Profit before income tax expense		4,886.88		4,906.00
Income tax using the Thai corporation tax rate	20.00	977.38	23.00	1,128.38
Income not subject to tax / Expenses that are deductible at a greater amount	(2.03)	(99.01)	(2.14)	(105.17)
Expenses not deductible / Other adjustments	0.08	3.92	(0.93)	(45.69)
Under (over) provided in prior years	0.68	33.01	(5.53)	(271.41)
Total	18.73	915.30	14.40	706.11

Income tax reduction

Royal Decree No. 530 B.E. 2554 dated 21 December 2011 grants a reduction in the corporate income tax rate for the three accounting periods 2012, 2013 and 2014; from 30% to 23% for the accounting period 2012 which begins on or after 1 January 2012 and to 20% for the following two accounting periods 2013 and 2014 which begin on or after 1 January 2013 and 2014, respectively.

It is understood that the Government will proceed to amend the law in order to maintain the corporate income tax rate at not higher than 20% for the accounting period 2015 which begins on or after 1 January 2015 and onwards in order to give full effect to the Cabinet resolution dated 11 October 2011 to increase Thailand's tax competitiveness.

35. Promotional privileges

By virtue of the provisions of the Industrial Investment Promotion Act of B.E. 2520, the Group has been granted privileges by the Board of Investment relating to Petroleum Refinery process, production of Biodiesel and production of electricity from solar cell. The privileges granted include:

Petroleum Refinery production

- (a) exemption from payment of import duty on machinery approved by the Board;
- (b) exemption from payment of income tax for net profit of not over 100% of investment cost excluding land and working capital for environment protection for a period of eight years from the date on which the income is first derived from such operations.

Production of Biodiesel and production of electricity from solar cell

- (a) exemption from payment of import duty on machinery approved by the Board;
- (b) exemption from payment of income tax for certain operations for a period of eight years from the date on which the income is first derived from such operations.

As promoted companies, the Group must comply with certain terms and conditions prescribed in the promotional certificates.

Summary of revenue from promoted and non-promoted businesses:

Consolidated financial statements

	2013			2012		
	Promoted businesses	Non- promoted businesses	Total	businesses businesses	Non- promoted businesses	Total
	<i>(in million Baht)</i>					
Export sales	80.04	24,701.34	24,781.38	66.20	13,961.60	14,027.80
Local sales	4,707.34	189,242.24	193,949.58	3,865.54	175,328.72	179,194.26
Eliminations			(32,217.21)			(27,976.13)
Total Revenue			186,513.75			165,245.93

Separate financial statements

	2013			2012		
	Promoted businesses	Non- promoted businesses	Total	businesses businesses	Non- promoted businesses	Total
	<i>(in million Baht)</i>					
Export sales	-	24,701.34	24,701.34	-	13,961.60	13,961.60
Local sales	778.34	157,806.81	158,585.15	378.19	148,283.04	148,661.23
Total Revenue	778.34	182,508.15	183,286.49	378.19	162,244.64	162,622.83

36. Earnings per share

Basic earnings per share

The calculation of basic earnings per share for the years ended 31 December 2013 and 2012 were based on the profit for the years attributable to ordinary shareholders of the Company and the number of ordinary shares outstanding during the years as follows:

	Consolidated financial statements		Separate financial statements	
	2013	2012	2013	2012
	<i>(in million Baht)</i>			
Profit attributable to ordinary shareholders of the Company (basic)	4,652.92	4,272.56	3,971.58	4,199.89
Number of ordinary shares outstanding	1,376.92	1,376.92	1,376.92	1,376.92
Earnings per share (basic) (in Baht)	3.38	3.10	2.88	3.05

37. Dividends

At the Board of Directors meeting of the company held on 27 August 2013, the meeting approved the appropriation of dividend from retained earnings as of 30 June 2013 at Baht 0.60 per share, amounting to Baht 826.06 million. The dividend was paid to shareholders on 24 September 2013.

At the Annual General Meeting of the Shareholders, held on 10 April 2013, the shareholders approved a full year 2012 dividend payment at the rate of Baht 1.25 per share, totaling Baht 1,720.90 million, of which Baht 0.35 per share, totaling Baht 481.91 million was paid as an interim dividend for the first half year of 2012 on 21 September 2013. The remaining dividend was paid for the second half year of 2012 at the rate of Baht 0.90 per share totaling Baht 1,238.99 million on 24 April 2013.

At the Board of Directors meeting of the company held on 28 August 2012, the meeting approved the appropriation of dividend from retained earnings as of 30 June 2012 at Baht 0.35 per share, amounting to Baht 481.91 million. The dividend was paid to shareholders on 21 September 2012.

At the Annual General Meeting of the Shareholders, held on 3 April 2012, the shareholders approved the appropriate of annual dividend at the rate of Baht 1.65 per share, totalling Baht 2,271.85 million, of which Baht 0.65 per share, totalling Baht 894.97 million was paid as an interim dividend for the first half year of 2011 on 21 September 2011. The remaining dividend was paid for the second half year of 2011 at Baht 1.00 per share totalling Baht 1,376.88 million to the shareholders on 19 April 2012.

38. Financial instruments

Financial risk management policies

The Group is exposed to normal business risks from changes in market interest rates and currency exchange rates and from non-performance of contractual obligations by counterparties. The Group does not hold or issue derivative financial instruments for speculative or trading purposes.

Risk management is integral to the whole business of the Group. The Group has a system of controls in place to create an acceptable balance between the cost of risks occurring and the cost of managing the risks. The management continually monitors the Group's risk management process to ensure that an appropriate balance between risk and control is achieved.

Capital management

The Board's policy is to maintain a strong capital base so as to maintain investor, creditor and market confidence and to sustain future development of the business. The Board monitors the return on capital, which the Group defines as result from operating activities divided by total shareholders' equity, excluding non-controlling interests and also monitors the level of dividends to ordinary shareholders.

Interest rate risk

Interest rate risk is the risk that future movements in market interest rates will affect the results of the Group's operations and its cash flows because debt securities and loan interest rates are mainly floated. The Group is primarily exposed to interest rate risk from its borrowings (Note 20). The Group mitigates this risk by ensuring that the majority of its debt securities and borrowings are at fixed interest rates and uses derivative financial instruments, principally interest rate swaps, to manage exposure to fluctuations in interest rates on specific debt securities and borrowings.

The effective interest rates of interest-bearing financial liabilities as at 31 December and the periods in which those liabilities mature or re-price were as follows:

Consolidated financial statements					
	Effective interest rate	Within 1 year	After 1 year within 5 years	After 5 years	Total
	(% per annum)		(in million Baht)		
2013					
Current					
Loans from Financial institutions	3.9 - 5.2	1,042.50	-	-	1,042.50
Non-current					
Loans from Financial institutions	2.4 - 5.2	-	11,094.39	5,696.95	16,791.34
Debenture	4.9 - 5.3	-	-	2,995.71	2,995.71
Total		1,042.50	11,094.39	8,692.66	20,829.55
2012					
Current					
Loans from Financial institutions	4.2 - 5.1	1,009.85	-	-	1,009.85
Non-current					
Loans from Financial institutions	4.2 - 5.1	-	5,776.85	9,241.23	15,018.08
Debenture	4.9 - 5.3	-	-	2,995.01	2,995.01
Total		1,009.85	5,776.85	12,236.24	19,022.94

Separate financial statements

	Effective interest rate	Within 1 year	After 1 year within 5 years	After 5 years	Total
	(% per annum)		(in million Baht)		
2013					
Current					
Loans from Financial institutions	3.9 - 4.4	776.66	-	-	776.66
Non-current					
Loans from Financial institutions	2.4 - 4.4	-	10,297.78	4,760.10	15,057.88
Debenture	4.9 - 5.3	-	-	2,995.71	2,995.71
Total		776.66	10,297.78	7,755.81	18,830.25
2012					
Current					
Loans from Financial institutions	4.2 - 4.5	890.15	-	-	890.15
Non-current					
Loans from Financial institutions	4.2 - 4.5	-	5,440.62	9,241.23	14,681.85
Debenture	4.9 - 5.3	-	-	2,995.01	2,995.01
Total		890.15	5,440.62	12,236.24	18,567.01

Foreign currency risk

The Group is exposed to foreign currency risk relating to purchases and sales which are denominated in foreign currencies. The Group primarily utilizes forward exchange contracts with maturities of less than one year to hedge such financial assets and liabilities denominated in foreign currencies. The forward exchange contracts entered into at the reporting date also relate to anticipated purchases and sales, denominated in foreign currencies, for the subsequent period.

At 31 December, the Group and the Company were exposed to foreign currency risk in respect of financial assets and liabilities denominated in the following currencies:

	Note	onsolidated financial statements		Separate financial statements	
		2013	2012	2013	2012
USD and others			(in million Baht)		
Cash and cash equivalents	6	2,481.94	240.59	2,481.94	240.59
Trade accounts receivable	8	2,165.98	1,826.10	2,165.98	1,826.10
Receivable from oil hedging contracts		58.63	227.59	58.63	227.59
Trade accounts payable	21	-	(110.61)	-	(110.61)
Other current liabilities		(25.06)	(49.40)	(25.06)	(49.40)
Long term liabilities	20	(6,500.94)	-	(6,500.94)	-
Gross statement of financial position exposure		(1,819.45)	2,134.27	(1,819.45)	2,134.27
Currency forwards		7.47	111.69	7.47	111.69
Net exposure		(1,811.98)	2,134.27	(1,811.98)	2,134.27

Additionally, the Company entered into foreign currency buying and selling forward contracts, net totaling Baht 6,703.29 million, to hedge future sales and purchases transaction of goods with price denominated in foreign currencies.

Credit risk

Credit risk is the potential financial loss resulting from the failure of a customer or counterparty to settle its financial and contractual obligations to the Group as and when they fall due.

Management has a credit policy in place and the exposure to credit risk is monitored on an ongoing basis. Credit evaluations are performed on all customers requiring credit over a certain amount. At the reporting date there were no significant concentrations of credit risk. The maximum exposure to credit risk is represented by the carrying amount of each financial asset in the balance sheet. However, due to the large number of parties comprising the Group's customer base, Management does not anticipate material losses from its debt collection.

Liquidity risk

The Group monitors its liquidity risk and maintains a level of cash and cash equivalents deemed adequate by management to finance the Group's operations and to mitigate the effects of fluctuations in cash flows.

Determination of fair values

A number of the Group's accounting policies and disclosures require the determination of fair value, for both financial and non-financial assets and liabilities. The fair value is the amount for which an asset could be exchanged, or a liability settled, between knowledgeable, willing parties in an arm's length transaction. Fair values have been determined for measurement and/or disclosure purposes based on the following methods. When applicable, further information about the assumptions made in determining fair values is disclosed in the notes specific to that asset or liability.

The fair value of trade and other short-term receivables is taken to approximate the carrying value.

The fair value of investments is taken to approximate the carrying value.

The fair value of interest rate swaps is based on broker quotes. Those quotes are tested for reasonableness by discounting estimated future cash flows based on the terms and maturity of each contract and using market interest rates for a similar instrument at the measurement date.

The fair value of forward exchange contracts is based on their listed market price, if available. If a listed market price is not available, then fair value is estimated by discounting the difference between the contractual forward price and the current forward price at the reporting date for the residual maturity of the contract using a risk-free interest rate (based on government bonds).

The fair value of non-derivative financial liabilities, which is determined for disclosure purposes, is calculated based on the present value of future principal and interest cash flows, discounted at the market rate of interest at the reporting date.

The fair value and book value of debentures reported in financial position as of 31 December were as follows :

	onsolidated financial statements		Separate financial statements	
	Fair value	Book value	Fair value	Book value
	<i>(in million Baht)</i>			
<i>Debentures</i>				
31 December 2013	3,035.94	2,995.71	3,035.94	2,995.71
31 December 2012	3,083.65	2,995.01	3,083.65	2,995.01

39. Commitments with non-related parties

	Consolidated financial statements		Separate financial statements	
	2013	2012	2013	2012
	<i>(in million Baht)</i>			
<i>Capital commitment</i>				
Construction projects	3,645.59	2,448.23	243.30	322.20
Total	3,645.59	2,448.23	243.30	322.20
<i>Non-cancellable operating lease commitments</i>				
Within one year	487.12	463.29	487.12	463.29
After one year but within five years	1,908.85	1,822.49	1,908.85	1,822.49
After five years	2,440.18	2,537.49	2,440.18	2,537.49
Total	4,836.15	4,823.27	4,836.15	4,823.27
<i>Other commitment</i>				
Bank guarantees	633.29	2,193.47	628.29	2,191.65
Total	633.29	2,193.47	628.29	2,191.65

The Company entered into 8.1 million barrels oil price hedging contracts with foreign oil traders for the periods between January 2014 and December 2015.

The Company entered into foreign currency buying forward contracts cover the period to January 2014 amounting to USD 59.56 million equivalents to Baht 1,959.91 million and selling forward contracts cover the period to December 2014 amounting to USD 266.13 million equivalents to Baht 8,655.74 million.

The Company entered into an interest rate swap contract for the following loan agreements by swap from float rate to fixed rate as stipulated in the agreements. The details are as follows:

Loan agreement facility (in million Baht)	Due date
1,000	30 June 2014
1,500	30 June 2015
7,000	30 December 2015
1,500	30 June 2016
1,000	30 December 2018

40. Contingent liabilities and contingent assets

The Company (the fifth defendant) was co-accused with the Ministry of Finance (the first defendant) for alleged land right transgression and a demand for Baht 1,055 million in compensation. The land in question is located at the pier of the Refinery that the Company lodged against the Ministry of Finance. On 3 June 2009, the Appeal court upheld the civil court verdict to dismiss the case. This was re-appealed with the Supreme Court and currently under petition to Supreme Court.

The Company has utilized the tax privilege on the allowance for corporate income tax calculation for its 2006 tax payment which was in accordance with the announcement of the Director General of the Revenue Department regarding the corporate income tax (No. 156) “Criteria, procedures and conditions for the exemption of corporate income tax for the companies that registered its shares in the Stock Exchange of Thailand according to the Securities and Exchange Acts for payments of investment or extension, modification, addition or improvement of assets but not the repair of assets according to Section 65 Tri (5) of the Revenue Codes” and change in inventory costing method from first in first out to weighted average cost which was approved by The Revenue Department. The Revenue Department has examined and assessed the additional income tax payment totaling Baht 50 million that had previously been submitted by the Company and filed for appeal. Subsequently on 20 July 2011, the Revenue Department issued its verdict ruling to dismiss the return of the tax payment. The Company has submitted a petition to the Central Tax Court to revoke the Revenue Department’s ruling and the Central Tax Court ruled in favour of the Company. Subsequently, the Revenue Department re-appealed to The Supreme Court and the matter is currently under the Supreme Court’s proceeding.

41. Events after the reporting period

At the Board of Directors’ meeting held on 18 February 2014, the Board approved to submit for approval at the Annual General Meeting of the Shareholders, a full year 2013 dividend payment at the rate of Baht 1.35 per share, of which Baht 0.60 per share was paid as an interim dividend on 24 September 2013 as discussed in note 37. Thus, the remaining dividend will be at the rate of Baht 0.75 per share to the shareholders entitled to receive dividends. This dividend is subject to the approval of the Shareholders at the Annual General Meeting to be held on 9 April 2014.

42. Thai Financial Reporting Standards (TFRS) not yet adopted

The Group has not adopted the new and revised TFRS that have been issued as of the reporting date but are not yet effective. Those new and revised TFRS that are applicable to the Group’s operations, which become effective for annual financial periods beginning on or after 1 January in the year indicated in the following table, are as follows:

TFRS	Topic	Year effective
TAS 1 (revised 2012)	Presentation of financial statements	2014
TAS 7 (revised 2012)	Statement of Cash Flows	2014
TAS 12 (revised 2012)	Income Taxes	2014
TAS 17 (revised 2012)	Leases	2014
TAS 18 (revised 2012)	Revenue Recognition	2014
TAS 19 (revised 2012)	Employee Benefits	2014
TAS 21 (revised 2012)	The Effects of Changes in Foreign Exchange Rates	2014
TAS 24 (revised 2012)	Related Party Disclosures	2014
TAS 28 (revised 2012)	Investments in Associates	2014
TAS 34 (revised 2012)	Interim Financial Reports	2014
TAS 36 (revised 2012)	Impairment of Assets	2014
TAS 38 (revised 2012)	Intangible Assets	2014

TFRS	Topic	Year effective
TFRS 3 (revised 2012)	Business Combinations	2014
TFRS 8 (revised 2012)	Operating Segments	2014
TFRIC 4	Determining whether an Arrangement contains a Lease	2014
TFRIC 10	Interim Financial Reporting and Impairment	2014
TFRIC 13	Customer Loyalty Programmes	2014
TIC 15	Operating Leases-Incentives	2014
TIC 27	Evaluating the Substance of Transactions Involving the Legal Form of a Lease	2014

Management expects to adopt and apply these new and revised TFRS in accordance with the FAP's announcement and has made a preliminary assessment of the potential initial impact on the consolidated and separate financial statements of these new and revised TFRS and expects that there will be no material impact on the financial statements in the period of initial application except for the following TFRS:

TFRIC 4 – Determining whether an Arrangement contains a Lease

TFRIC 4 addresses arrangements that do not take the legal form of a lease, but convey rights to use items for agreed periods of time in return for a payment or series of payments. TFRIC 4 provides guidance for evaluating whether such arrangements are, or contain, leases that should be accounted for under TAS 17 Leases. If an agreement is determined to contain a lease, then TFRIC 4 requires TAS 17 to be applied to classify and account for the lease.

The Group will adopt TFRIC 4 with effect from 1 January 2014. The effects of the change will be recognised retrospectively in the financial statements. Management is presently considering the potential impact of adopting and initially applying these TFRS on the consolidated and separate financial statements.

TFRIC 13 – Customer Loyalty Programmes

TFRIC 13 addresses the accounting for an entity's obligation to provide free or discounted goods or services ('awards') in the future under a customer loyalty programme. TFRIC 13 requires that award credits are accounted for as a separately identified component of the sales transactions in which they are granted (the 'initial sale'). The fair value of the consideration received or receivable in respect of the initial sale is allocated between the award credits and the other components of the sale. The revenue and costs ascribed to the awards are only recognised when the award credits are redeemed or the entity otherwise fulfils its obligations in respect of the awards.

The Group will adopt TFRIC 13 with effect from 1 January 2014. The effects of the change will be recognised retrospectively in the financial statements. Management estimates that the impact on the financial statements as at 31 December 2013 and 1 January 2014 will be as follows: increase in total assets of Baht 14 million, increase in total liabilities of Baht 70 and decrease in retained earnings of Baht 56 million.

Information on Reference Persons

Securities Registrar

Thailand Securities Depository Limited
62 The Stock Exchange of Thailand Building,
Rachadapisek Road, Klongtoey,
Bangkok 10110, Thailand
Tel. 0-2229-2888
Fax. 0-2654-5427

Auditor


KPMG Phoomchai Audit Limited
48th - 51st Floors, Empire Tower
195 South Sathorn Road, Yannawa, Sathorn, Bangkok 10120
Tel. 0-2677-2000
Fax. 0-2677-2222

Others

- Investor support
- Reporting losses of share certificates
- Shareholders information change

Contact

Issuer Service Unit
Thailand Securities Depository Limited
62 The Stock Exchange of Thailand Building,
Rachadapisek Road, Klongtoey,
Bangkok 10110, Thailand
Tel. 0-2229-2888
Fax. 0-2654-5427



Company Information

The Bangchak Petroleum Public Company Limited

Registration No.

0107536000269

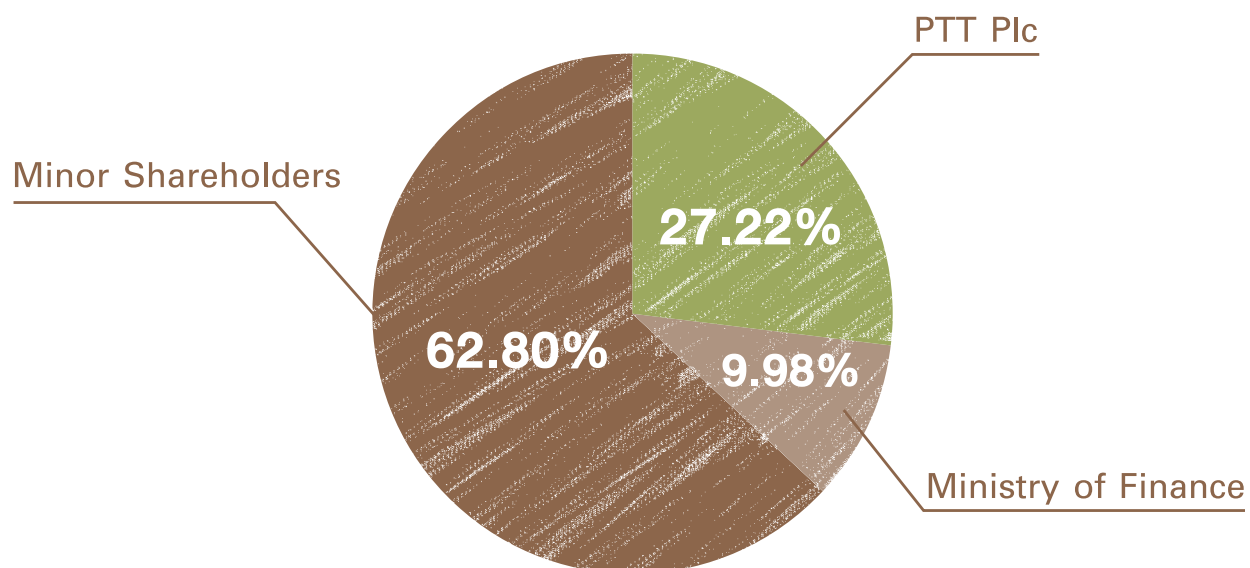
Company establishment and Commercial operation:

November 8, 1984 and April 1, 1985

Registered capital as of December 31, 2013

- 1,531,643,461 Baht, of which Baht 1,376,923,157 was paid up, dividing in to 1,531,643,461 shares, at 1 Baht per share.

Shareholders (%) as of December 31, 2013



Nature of Business:

Management of 120,000-barrel/day Bangchak Refinery; sales of refined fuel products; management of a solar power plant project, at a capacity of 38 MW PPA

Customers:

- The public, via Bangchak service stations and those of dealers nationwide
- Industrial sector, including industrial plants
- Transport and service sectors, including airliners, ocean-going vessels, hotels, trucks, and construction work
- Agricultural sector, via Bangchak community service stations
- Overseas export markets.
- Electricity Generating Authority of Thailand (EGAT) and Provincial Electricity Authority (PEA)

Website:

<http://www.bangchak.co.th>

Office and Terminals:

1. Head Office:

555/1 Energy Complex, 10th Floor, Building A, Vibhavadi Rangsit Road, Chatuchak, Bangkok 10900
Tel. 0-2140-8999,
Fax 0-2140-8900

2. Bangchak Refinery and Terminal:

210 Sukhumvit 64 Road, Bangchak, Phra Khanong, Bangkok 10260
Tel. 0-2335-4999, 0-2331-0047,
Fax 0-2335-4009

3. Central Region Business Office and Bang Pa-In Terminal:

99 Moo 9, Tambon Bang Krasan, Amphoe Bang Pa-in, Ayutthaya 13160
Tel. 0-3535-0260, 0-3527-6999,
Fax (Central Region Business Office) 0-3535-0290,
Fax (Bang Pa-In Terminal) 0-3527-6920

4. Northern Region Business Office:

87/9 Yee-wan Building, 3rd Floor, Thung Hotel Road, Tambon Wat Ket, Amphoe Muang, Chiang Mai 50000
Tel. 0-5330-0484,
Fax 0-5330-0485

5. Northeastern Region Business Office:

499 Moo 3, Mitraphab Road, Tambon Muang Kao, Amphoe Muang, Khon Kaen 40000

Tel. 0-4326-1789-92, 0-4326-1751-3,

Fax 0-4326-1750

6. Southern Region Business Office:

Room 402, 4th Floor, P.C. Tower, 91/1 Moo 1, Kanchanawithi Road,

Tambon Bang Kung, Amphoe Muang, Surat Thani 84000

Tel. 0-7722-4790-2,

Fax 0-7722-4793

7. Samut Sakhon Oil Distribution Center:

100/149 Moo 1, Tambon Tha Chin, Amphoe Muang, Samut Sakhon 74000

Tel. 0-3482-0974, Fax none-

8. Si Racha Oil Distribution Center:

115/14 Moo 10, Tambon Thung Sukhla, Amphoe Si Racha, Chon Buri 20230

Tel. 0-3849-3179,

Fax 0-3849-3129

9. Rayong Oil Distribution Center:

1, 3B Road, Tambon Map Ta Phut, Amphoe Muang, Rayong 21150

Tel. 0-3860-9389,

Fax 0-3860-9413

10. Surat Thani Oil Distribution Center:

104/1 Moo 2, Surat-Pak Nam Road, Tambon Bang Kung, Amphoe Muang, Surat Thani 84000

Tel. 0-7727-5056-8,

Fax 0-7728-2943

11. Song Kla Oil Distribution Center:

13/1 Moo 6, Tambon Sa Ting Mor, Amphoe Singha Nakorn, Song Kla 90280

Tel. 0-7433-2782,

Fax 0-7433-2783

12. Suksawat Lubricant Oil Distribution Center:

196 Moo 1, Suksawat Road, Tambon Pak Khlong Bang Pla Kot, Amphoe Phra Samut Chedi, Samut Prakan 10290

Tel. 0-2815-6997-8,

Fax 0-2815-6996

Subsidiaries

Bangchak Green Net Co., Ltd.

223/94 Country Complex, Building A, 19th Floor, Sanpawut Rd., Bangna, Bangna, Bangkok 10260

Tel. 02-3672-699

Fax. 02-7457-9452

Bangchak Biofuel Co., Ltd.

28 Moo 9 (Highway No. 3048), Tambon Bang Krasan, Bang Pa-in District, Ayudthaya 13160

Tel. 035-276-500

Fax. 035-276-549

Website: <http://www.bangchakbiofuel.co.th>

Bangchak Solar Energy Co., Ltd.

99/1 Moo (Highway No. 3048), Tambon Bang Krasan, Bang Pa-in District, Ayudthaya 13160

Tel.: 035-276-000

Fax.: 035-276-014

E-mail: info-sunny@bangchak.co.th



Awards and Achievements

2012

- SET Awards of Honor, presented at the SET Awards 2012 event, organized by the Stock Exchange of Thailand (SET) and Finance and Banking Magazine:
 - Top Corporate Governance Report Award, in its seventh straight year. This award honors listed companies with outstanding reports on compliance with corporate governance
 - Best Corporate Social Responsibilities Award, in its sixth straight year. This award honors listed companies with outstanding social responsibility practices.

In addition, the Company won an Outstanding Corporate Social Responsibility Award and Outstanding Investor Relations Award.

- Recognition Awards 2012 “THE BEST OF ASIA”, organized by Corporate Governance Asia Magazine:
 - Asian Corporate Director Recognition Award 2012, this award honors Dr. Anusorn Sangnimnuan with his contributions in growing the business, social responsibility, environmental protection and also efforts in raising the standards of corporate governance practice in the country.
 - Corporate Governance Asia Recognition Award 2012, this award is given in recognition to the Company’s continuing commitment to the development of Corporate Governance in the region.
- Outstanding Entrepreneur Award honors Dr. Anusorn Sangnimnuan with his contributions in growing the business, corporate governance, and social&environmental responsibility., presented at ASIA PACIFIC ENTREPRENEURSHIP AWARDS 2012 THAILAND”, organized by Enterprise Asia, a leading NGO for entrepreneurship development in Asia.
- Gold Award, presented at The Asset Asian Awards 2012, organized by The Asset Magazine. This award honors based on the magazine’s consideration of management, corporate governance, financial, social responsibility, and investor relations aspects.
- Best Investor Relations Award honors companies with outstanding investor relation, given by votes from the readers of magazine, investors, analyst etc, presented at 2nd Asian Excellence Recognition Awards 2012 event, organized by Corporate Governance Asia Magazine.
- IP Champion 2012, in recognition of successful creative entrepreneurs that effectively applied intellectual properties in commercial senses and were commercially outstanding, sponsored by the Department of Intellectual Property, Ministry of Commerce.
- ICT Excellence Awards (under the category of Thai software application) in recognition of entities with excellence in IT and communication management for the e-Legal System, presented at the Thailand ICT Excellence Awards 2011, sponsored by the Thailand Management Association and the National Electronics and Computer Technology Center.
- The assessment outcome of a survey on corporate governance reports of listed companies of 2012, given by Thai Institute of Directors (IOD), showed that the Company commanded ‘excellent’ ratings in over all categories.
- An excellent score for its quality under the Annual General Meeting (AGM) for 2012 project, given by the Thai Investors Association.

- First prize in the category of clean and pleasant service stations under the Clean and Pleasant Bangkok Project 2012, and clean toilets in compliance with the standard of Department of Health, Ministry of Public Health, in recognition of Bangchak's Vibhavadi Rangsit service station (Thailand's first green station), sponsored by Bangkok Metropolitan Administration. The prizes promoted and upgraded the environmental standards of buildings and public places.
- ISO/IEC 27001:2005 standard certification, under the category of information security management, presented by Bureau Veritas (Thailand) Co., Ltd.
- The Certificate of Green Industry Level 4 (Green Culture), given by Ministry of Industry, which certified that the Company has a systematic environmental management, including the monitoring and continuing development.

2011

- Board of the Year Awards - Hall of Fame 2010/11 for being a Board with commitment to ensuring good corporate governance practices and the Board of the Year Award for Exemplary Practices for three consecutive years in the Board of the Year Awards 2010/11, organized by the Thai Institute of Directors (IOD) in conjunction with the Stock Exchange of Thailand (SET), Board of Trade of Thailand, Federation of Thai Industries (FTI), The Thai Bankers' Association (TBA), Thai Listed Companies Association (TLCA), and the Federation of Thai Capital Market Organizations (FETCO).
- SET Awards of Honor, presented at the SET Awards 2011 event, organized by the Stock Exchange of Thailand (SET) and Finance and Banking Magazine:

- Top Corporate Governance Report Award, in its sixth straight year. This award honors listed companies with outstanding reports on compliance with corporate governance
- Best Corporate Social Responsibilities Award, in its fifth straight year. This award honors listed companies with outstanding social responsibility practices.

In addition, the Company won an Outstanding Corporate Social Responsibility Award and Outstanding Investor Relations Award.

- Recognition Awards 2011 "THE BEST OF ASIA", organized by Corporate Governance Asia Magazine:
 - Asian Corporate Director Recognition Award 2011, this award honors Dr. Anusorn Sangnimnuan with his contributions in growing the business, social responsibility, environmental protection and also efforts in raising the standards of corporate governance practice in the country.
 - Corporate Governance Asia Recognition Award 2011, this award is given in recognition to the Company's continuing commitment to the development of Corporate Governance in the region.
- ASEAN Honorary Fellow Award, presented at Conference of 19th ASEAN Federation of Engineering Organization (CAFEO 29), Brunei. This award honors Dr. Anusorn Sangnimnuan with his contributions and efforts in engineering development.
- The assessment outcome of a survey on corporate governance reports of listed companies of 2011, given by Thai Institute of Directors (IOD), showed that the Company commanded 'excellent' ratings in over all categories.
- An excellent score for its quality under the Annual General Meeting (AGM) for 2011 project, given by the Thai Investors Association.
- NACC Integrity Awards 2011 (Honorable Mention Award) given by the Office of the National Anti-Corruption Commission. This award is given in recognition to the Company's promotional activities for corporate governance, righteousness, and transparency. the Company was among the ten private-sector finalists at this event,
- The Certificate of Green Industry (Level 3), given by Ministry of Industry, which certified that the Company has a systematic environmental management, including the monitoring and continuing development.

- The Crown Standard, for the Company's solar power plant project (Sunny Bangchak) in operating sustainable development and environment protection project, creating stakeholders' participation procedure, and also supporting activities on society, culture and sufficiency economy philosophy, given by Thailand Greenhouse Gas Management Organization.
- A plaque and Certificate of CSR-DIW Continuous Award, as the business with social responsibility, awarded by Management System Certification Institute (Thailand) and the Department of Industrial Works.
- The Certificate for reduction in greenhouse gas emission for buildings for using and maintaining buildings and facilities with low emissions of greenhouse gases, given by Thailand Business Council for Sustainable Development, Thailand Greenhouse Gas Management Organization and Thailand Environment Institute.
- The Certificate for Green Meetings in recognition of meetings, seminars, training sessions and businesses conducive to natural balance and sustainable development through cost-effective resource application and mitigation of environmental impacts, given by Thailand Greenhouse Gas Management Organization and Thailand Environment Institute.
- The Best Oil and Gas Innovation in Refining Technology Award 2011, given by opinion surveys among the readers of the World Finance Magazine.
- The Quality and Safety Service Stations Award from the Department of Energy Business, designed to raise the quality of service stations nationwide. 128 Bangchak stations were awarded with 53 gold (five-star) medals, 42 silver (four-star) medals, and 33 bronze (three-star) medals.
- Trusted Brands Awards 2011, given by votes from the readers of Reader's Digest Magazine, illustrating consumers' confidence in the Company brand when deciding to buy goods and services.
- Marketing Excellence Awards 2011 (second place), for the Company's an outstanding marketing campaign in green marketing or environmentally friendly marketing, given by MCOT FM 100.5 News Network.

2010

- Thailand Quality Class (TQC) Award of 2010, organized by the National Quality Award Office. This award honors entities with integrated organizational management systems under the National Quality Award guidelines, as well as world-standard quality.
- SET Awards of Honor, presented at the SET Awards 2010 event, organized by the Stock Exchange of Thailand (SET) and Finance and Banking Magazine:
 - Top Corporate Governance Report, in its fifth straight year. This award honors listed companies with outstanding reports on compliance with corporate governance
 - Corporate Social Responsibilities, in its fourth straight year. This award honors listed companies with outstanding social responsibility practices.
- First prize at a contest of Sufficiency Economy practices for large corporations (for modern- management adaptation of the principle), presented at the second such event, organized by the Chaipattana Foundation, Office of the Royal Development Projects Boards, Ministry of Interior, Bureau of the Budget, Royal Thai Army, and the Sufficiency Economy National Research and Development Institute.
- Award of Excellence (Community Development Program of the Year), presented at the Platts Global Energy Awards 2010 event. This award honors entities with outstanding aspects of management in Asia. The Company was the only Thai winner of the award.

- Titanium Award (Corporate Governance), presented at The Asset Corporate Awards 2010, organized by The Asset Magazine. This award honors entities with outstanding Corporate Governance, which compared aspects of listed regional companies.
- The assessment outcome of a survey on good corporate governance reports of listed companies of 2010, organized by IOD (Thai Institute of Directors), showed that the Company commanded ‘excellent’ ratings in all categories, with top average scores for all categories among the entrants.
- A plaque presented under a project on transparent organizations to those with promotional activities for corporate governance, righteousness, and transparency. The Company was among the ten private-sector finalists at this event, hosted by the Office of the National Anti-Corruption Commission.
- Honorary award as an entity engaged in environmental public service, presented on the World Environment Day 2010 by the Ministry of Natural Resources and Environment.
- A perfect score of 100 for its quality under the Annual General Meeting (AGM) for 2010 project, sponsored by the Office of the Securities and Exchange Commission (SEC) in conjunction with the Listed Companies Association and the Thai Investors Association.
- The Quality and Safety Service Stations Award from the Department of Energy Business, designed to raise the quality of service stations nationwide. 75 Bangchak stations were awarded with 16 gold (five-star) medals, 31 silver (four-star) medals, and 28 bronze (three-star) medals.
- Certificate for potable piped water given by the Provincial Waterworks Authority for the quality of the company’s water, which passed the recommended standards of the World Health Organization of 2006.
- Trusted Brands Awards 2010 given by votes from Reader’s Digest Magazine readers, as a Thai brand of excellence (gold level) in the service stations category.

2009

- ASEAN Business Award 2008 for Corporate and Environmental Social Responsibility for Large-Scale Businesses in ASEAN, sponsored by the ASEAN Business Advisory Council and the Thai Chamber of Commerce, The Federation of Thai Industries (FTI) and Thai Bankers’ Association (TBA).
- Board of the Year Awards 2008/09 Project achievements:
 - The Board of the Year Award for Exemplary Practices for the third consecutive year, ranking in the top five with the highest average score
 - Audit Committee of the Year Award, ranking in the top five with the highest average score
 - Honorary Award (Hall of Fame) for being a Board with Consistent Exemplary Practices, presented to the Board that has received the Board of the Year Award for Exemplary Practices for three consecutive years.

This was organized by the Thai Institute of Directors (IOD) in conjunction with the Stock Exchange of Thailand (SET), Board of Trade of Thailand, Federation of Thai Industries (FTI), TBA, Thai Listed Companies Association, and the Federation of Thai Capital Market Organizations (FETCO).
- The Top Corporate Governance Report Award as a listed Company with outstanding good corporate governance practices for the fourth consecutive year. This was presented at the SET Awards 2009 event, organized by SET and Finance and Banking Magazine.

- The Corporate Social Responsibility Award as a listed company with outstanding corporate social responsibility (CSR) and environmental practices for the third consecutive year. This was presented at the SET Awards 2009 event, organized by SET and Finance and Banking Magazine.
- The IR Excellence Award as a listed company with outstanding investor relations (IR) practices, which values participation from across the board in the organization for investor relations with investors and shareholders. The Company received this award for the second consecutive year at the SET Awards 2009 event, organized by SET and Finance and Banking Magazine.
- A perfect score of 100 under a project to assess the quality of organizations for the Annual General Meeting of Shareholders (AGM) 2009, organized by the Securities and Exchange Commission (SEC) in conjunction with the Listed Companies Association and the Thai Investor Association.
- A plaque under a staff volunteer project entitled ‘Chit Asa Personnel Development toward Sustainable Development of Organization and Society’, sponsored by the Center for the Promotion and National Strength on Moral Ethics and Values, the Office of Knowledge Management and Development, and Kenan Institute Asia.
- The “Quality and Safety Service Stations Award” from the Department of Energy Business, designed to raise the quality of service stations nationwide. 67 the Company stations were awarded with 17 gold (five-star) medals, 38 silver (four-star) medals, and 12 bronze (three-star) medals.
- A plaque under a project entitled ‘Rak Mae, Rak Mae Nam’ as an organization which has conserved and recognized the value of the Chao Phraya River under the initiative of ‘Friendly Works and Community and Environment’ following the guidance of Her Majesty Queen Sirikit, who has expressed concern for the quality of river water. The project coordinated efforts from the public, schools, local communities, local administrations and organizations, private industrial entrepreneurs and the Ministry of Industry to restore and conserve the four major rivers, namely the Chao Phraya, Tha Chin, Mae Klong, and Bang Pakong river. The Company has received this honor for the second consecutive year.
- National Outstanding Business Operator in Safety, Occupational Health and Work Environment Award for the second consecutive year, presented at the 23rd National Safety Week 2009 event, organized by the Department of Welfare and Labour Protection, Ministry of Labour.
- A certificate of laboratory competence under ISO/ IEC 17025:2005 standards, terms, rules and conditions of the Office of Administration and Laboratory Accreditation, Department of Science Service, Ministry of Science and Technology.
- Outstanding Franchise Award in Coffee Category for Inthanin Coffee, in the 6th Thailand Asian Coffee & Tea 2009, organized by Thailand Coffee & Tea Association, Thai Community Products Association, the Department of Agriculture under the Ministry of Agriculture and Cooperatives.

2008

- The Top Corporate Governance Report Award as a listed company that has shown excellence in reporting good corporate governance practices under the guidance for listed companies. The Company received this award for the third consecutive year in the SET Awards 2008 event, organized by SET and Finance & Banking Magazine.
- The Corporate Social Responsibilities Award as a listed company with outstanding corporate social responsibility and environmental practices for the second consecutive year. This was presented at the SET Awards 2008 event, organized by SET and Finance and Banking Magazine.
- The IR Excellence Awards as a listed company with outstanding IR practices, which values participation from across the board in the organization for investor relations with investors and shareholders, presented at the SET Awards 2008 event and organized by SET and Finance and Banking Magazine.
- A plaque and Certificate of Compliance to Corporate Social Responsibility guidelines, under a project entitled “Corporate Social Responsibility, Department of Industrial Works” (CSR-DIW), awarded by Management System Certification Institute (Thailand) (MASCI) and the Department of Industrial Works.
- A plaque under a project entitled ‘Rak Mae, Rak Mae Nam’ as an organization which has conserved and recognized the value of the Chao Phraya River under the initiative of ‘Friendly Works and Community and Environment’ following the guidance of Her Majesty Queen Sirikit, who has expressed concern for the quality of river water. The project raises awareness in industrial buildings and the local community situated on the river banks to coordinate efforts to curb pollution and restore the environment, as well as monitoring and safeguarding the quality of the river water, initiated by the Ministry of Industry.
- A plaque for participation in World Environment Day 2008 as an organization campaigning for public awareness of environmental protection and exemplary practices for environmental protection, organized by Office of Natural Resources and Environmental Policy and Planning and Bangkok Metropolitan Administration.
- National Outstanding Business Operator in Safety, Occupational Health and Work Environment Award, presented at the 22nd Occupational Safety and Health Week 2008, organized by the Department of Labour Protection and Welfare, Ministry of Labour.
- ISO/TS 16949:2002 certificate based on a set of internationally-recognized technical specifications for quality management for the automotive industry. The Company was the first in Thailand to receive this certification from United Registrar of Systems (Thailand) Ltd.
- Recognition for Good Lab Practice/Department of Industrial Works (GLP/DIW) and analytical laboratory which meets the standards of ISO/IEC 17025 from the Thai Industrial Standards Institute (TISI), Ministry of Industry.
- CNBC’s Corporate Social Responsibility Award 2008, awarded for the Company’s leading CSR practices, under CNBC’s Asia Business Leader Award (ABLA) project, organized by the Consumer News and Business Channel (CNBC), NBC Universal.

2007

- Board of the Year for Exemplary Practices 2006-2007 from IOD, organized in conjunction with SET, The Thai Chamber of Commerce and Board of Trade of Thailand, FTI, TBA, Thai Listed Companies Association, and FETCO.
- Runner-up for work practices that follow the guidelines of the Sufficiency Economy Philosophy Competition (for Large-Scale Businesses) from the Office of Royal Development Projects Board (RDPB).
- The Company's laboratories are ISO 17025-certified for competence in diesel product testing from TISI, Ministry of Industry.
- A Certificate of Commitment to Social and/or Environment Issues from the Thailand Management Association (TMA) in conjunction with Sasin Graduate Institute of Business Administration of Chulalongkorn University, presented at the "Thailand Corporate Excellence Awards" 2006 event.
- A Certificate of Commitment to Energy Saving from TMA in conjunction with Sasin Graduate Institute of Business Administration of Chulalongkorn University, presented at the 6th "Thailand Corporate Excellence Awards" 2006 event.

2006


- Being among the nine companies with the highest scores for good corporate governance from IOD, organized in conjunction with SEC and SET.
- A certificate of Distinction in Maintaining Excellent Corporate Governance Reports from Money & Banking Magazine and SET, presented at the SET Awards 2006 event.
- Best Corporate Social Responsibilities Award from Money & Banking Magazine and SET, presented at the SET Awards 2006 event.
- A Certificate of Commitment to Social and/or Environment Issues from TMA in conjunction with Sasin Graduate Institute of Business Administration of Chulalongkorn University, presented at the 5th "Thailand Corporate Excellence Awards" 2006 event.
- A Certificate of Commitment to Energy Saving from TMA in conjunction with Sasin Graduate Institute of Business Administration of Chulalongkorn University, presented at the 5th "Thailand Corporate Excellence Awards" 2006 event.
- Best Toilets on Main Roads of the Year 2006 Award on Pahonyothin Road and Rama 2 Road, awarded by the Department of Health, Ministry of Public Health, under a project to develop Thai public toilets, presented at the "World Toilet Expo and Forum 2006" event.

2005

- Certificate of recognition for Board of the Year 2004-2005 from IOD, organized in conjunction with SET, Board of Trade of Thailand, FTI, TBA, Thai Listed Companies Association, and FETCO.
- Certified in Occupational Health and Safety Management according to TISI /OHSAS 18001 for the Company's Bang Pa-in Oil Distribution Center, Ayutthaya province, from MASCI in 2005.
- Best Corporate Governance Report Award from Money & Banking Magazine and SET, presented at the SET Awards 2005 event.
- Selection to Top Quartile Companies 2005 for the third consecutive year, under the Corporate Governance of Thai Listed Companies 2005 project, organized by IOD in conjunction with SET and SEC.

1990-2004

- Most Creative Issue Award under the Best Bond Awards 2004 project of the Thai Bond Market Association.
- Recipient of the "Prueksa Nakhara" medal for Green and Clean Presentation of Large-scale Office Buildings between 2002 and 2004, organized by Khet Phra Khanong Office, Bangkok.
- Certificate of Occupational Health and Safety Management under TISI-18001-2542 and OHSAS 18001-1999 in all work processes as of 2004.
- OHSAS 18001 Certificate of Occupational Health and Safety Management in 2003.
- ISO 9001:2000 Quality Management Certificate for motor oil product development, contract and procurement, and car care in 2002
- EIA Monitoring Award 2001 for Environmental Impact Assessment and Planning, presented by the Office of Natural Resources and Environmental Policy and Planning.
- The Company's Refinery was the first Thai refinery to receive Occupational Health and Safety Management System (OHSAS 18001) certification in 2000.
- EIA Monitoring Award 1997 for Environmental Impact Assessment and Planning, presented by the Office of Natural Resources and Environmental Policy and Planning 1998
- Best Board for Occupational Health and Safety Award 1998
- ISO 14001-Petroleum Refining Certificate for environmental management system in production processes in 1997, extended in 2003.
- Compliance with Environmental Impact Assessment and Environmental Monitoring 1995.





For additional information, please log on to
Form 56-1 at Sec's website (www.sec.or.th) and
Sustainability report at the Company's website
(www.bangchak.co.th)



Bangchak
RENEWABLE ENERGY LEADER

The Bangchak Petroleum Public Company Limited

Head Office : 10th Floor, Building A, Energy Complex,
555/1 Vibhavadi Rangsit Rd., Chatuchak, Bangkok 10900, Thailand.
Tel 66 2140 8999 Fax 66 2140 8900
www.bangchak.co.th