



Prakit Holdings Public Company Limited



Annual Report 2022

Form 56-1 / One Report

Message from Chairman

Mr. Prakrit Apisarnthanarax



Thailand's economic situation in 2022 was in a state of stagnation due to a combination of internal and external economic problems. In particular, the prices of goods and commodities skyrocketed in all categories. Energy prices soared to their highest point and the economy in both the United States and Europe faced a recession. Also, inflation rose alarmingly in almost every country. The war between Russia and Ukraine continued to escalate and China implemented a Zero Covid policy, which completely shut down the country, impacting Thailand's tourism sector. Thailand's GDP in 2022 therefore grew at 2.6%. Tourism had improved from 2021 because the government decided to open the tourism market in limited areas such as Phuket and Koh Samui, under the Sandbox Scheme. Since the response was encouraging, the government therefore decided to open up the entire country for tourism in the last quarter of 2022. This resulted in more than 10 million tourists visiting Thailand, generating hundreds of billions of baht in revenue. The Thai economy began to see growth which helped to mitigate the economic impacts of the various crises it faced.

For the current year 2023, we hope that tourism will drive the economy to perform significantly better than last year. China has now announced the opening of its borders, so Chinese people can now travel abroad

again. And foreigners can travel to travel to China as well. It is expected that in 2023 there will be about 10 million Chinese tourists visiting Thailand and the total number of international tourists will be more than 25 million. This will bring trillions of baht of income to the country. Unfortunately, the recession both in America and Europe, will cause the Thai export sector to decline. However, we expect the positive growth in tourism will help to alleviate the downturn from America and Europe to some extent. Therefore, we expect Thailand's GDP to grow 3.2% in 2023.

A plot of land owned by our company in Soi Sukhumvit 50 was sold in 2022 to the CP-Lotus group. The total sale price is THB503.2 million and the transfer is scheduled to be completed by March 31st, 2023. Also in 2022, the company purchased land in Soi Sukhumvit 62. The site comprises a land area of 385 square wah, (1,540 square meters) and is situated in front of Ruamjaiarak Hospital. It contains the 8-storey "Mahachon" office building, each floor has an area of approximately 850 square meters, plus a 3-level basement car park with space for some 70 cars. Altogether, there is a total usable area of some 9,150 square meters. The purchase price was 223 million baht and the transfer of ownership was completed on December 28, 2022. The company plans that part of

the building will be utilized as rental office accommodation for the Ruamjaiarak Hospital. The rest will be rented out to medical centers of excellence such as Alternative Medicine, Ophthalmology, Dental, amongst others. We are currently being contacted by many interested parties and therefore expect the premises to be fully utilized within this year.

In addition to buying the Mahachon Building, the company plans to increase its investment in Ruamjaiarak hospitals. The remaining cash reserves will be kept for future investments as well as dividend payments, so that the shareholders can look forward to regular returns.

Ruamjaiarak Hospital opened for medical treatment on September 25, 2022. The operating results over the past several months have shown an improving upward trend in line with our estimates. Hospital Personnel, from all disciplines, are working hard to build confidence for patients, both in terms of quality of treatment and service. These are important elements in a start up in order to quickly build a dedicated client base. We fully expect Ruamjaiarak Hospital to continually show positive results over the next three years and to make steady progress over the long term.

Our company investment in the business of Ruamjaiarak Hospital is approximately 500 million baht. This investment has not called for any capital increase as we used the accumulated profits built up over our more than 45 years of operation. Our company has a registered capital of 100 million baht, but has only called for 60.45 million baht. Therefore, all shareholders of these 60.45 million shares will also share in the ownership of all of our shares in Ruamjaiarak Hospital. In the future, any profits from our hospital investment will go to all shareholders. We are therefore confident in our long-term asset stability and positive results as we look ahead.


As mentioned earlier, 2022 was a year in which our company suffered from both inflation and global recession. The price of goods and energy soared to a worrying level, which affected our clients when it came

to rising costs, especially raw materials. Higher production costs obviously resulted in higher product prices which could not be passed on to consumers as their purchasing power had declined. Also, the Government froze the price on some essential commodities, making a price rise out of the question. With higher costs and fewer sales, all clients needed to revise their marketing budgets. The advertising and public relations budgets saw dramatic cuts which affected the entire industry.

However, through budget controls, a dedicated staff and successful drives for new business, we managed to avoid operating losses and achieve a modest operating profit which will go towards a dividend payment this year. The Board of Directors has also considered using the company's retained earnings to pay dividends to shareholders at the rate of 1 baht per share, (totaling 60.45 million baht), payable in May as we do every year.

Now that Thailand has fully opened, Tourism will rebound, so we expect Thailand's economy in 2023 to be better than last year. In fact, the encouraging signs are already there.

In addition, we will have a new election in May this year which should increase confidence and purchasing power. Also, inflation seems to be trending downwards. Therefore, if Thailand's economy progresses as expected, we are confident that our affiliated businesses will be stronger and more prosperous.



Mr. Prakrit Apisarnthanarax
Chairman

Table of Content

Part 1 Business Performance

Business Operation Overview	1
Significant Changes and Developments	6
Revenue Structure	7
Product Information	8
Company Shareholding Structure	14
Risk Management	18
Business Sustainability Development	20
Management Discussion and Analysis	26
General and Other Important Information	31
Director and Executive Detail	33

Part 2 Corporate Governance

Corporate Governance Policy	43
Corporate Governance Structure Chart	47
Director Information	48
Executive Information	50
Human Resource Information	52
Report on Performance in Corporate Governance	53
Internal Control	57
Related Transaction	57

Part 3 Financial Statements 61

Table of Content

Attachment

Attachment 1 Report of Number of Shares Held by Directors and Executives

Attachment 2 Details of Executives and Controlling Persons of the Company

Attachment 3 Detail of the Head of Internal Audit

Attachment 4 Audit Committee Report

Business Operation Overview



About Us

Prakit Holdings PLC. and the group companies provide advertising and public relations services in various fields with expertise and experience in advertising industry since 1978. We provide full range of advertising and public relations services, be it planning advertising media strategies, producing advertisements, organizing events and public relations.

With more than 45 years of experience and proud achievements, we have driven the organization to the forefront of the advertising industry, and we will never stop developing and creating valuable contributions to society.

Company Information

Prakit Holdings Public Company Limited

Office address	: 88 Soi Sukhumvit 62, 3 rd int., Phra Khanong Tai, Phra Khanong, Bangkok
Company register no.	: 0107535000389
Telephone no.	: 027153000
Website	: www.prakit.com
Registered capital	: Ordinary share 94,438,800 shares of 1 baht par value
Issued & fully paid-up capital	: 60,450,262 baht or 60,450,262 shares
Type of business	: Media strategic planning, media buying and investment in associated and subsidiary companies with advertising business or concern, and other business types for the expansion of Company's business.



Vision

Drive Positive Impact

To create better changes for all

Mission

Develop employees, our most valuable resource, because positive impact starts with our people.

Create works that change our business, partner business and people's lives for the better.

Contribute to society through good works and operating with ethics and social responsibility.

Strategy and Goal

Nowadays, technology is involved in everyday life. People's behaviors and lifestyles have changed. Challenges and new opportunities rise all the time. Having confidence in its potential to compete in the changing advertising business, the Company establishes strategies and business goals as follow:

1. **Human Management:** The Company values our employees for helping to drive business and pass on value to society. We are committed to developing the potential of employees to be ready for all changes.
2. **Cost Structure Control:** Increase price competitiveness in a highly competitive environment.
3. **Agility Enhancement:** We and our people must have the ability to adapt quickly, whether it is mind set or skills, in order to keep pace with changes occurring in various platforms and consumer behavior.

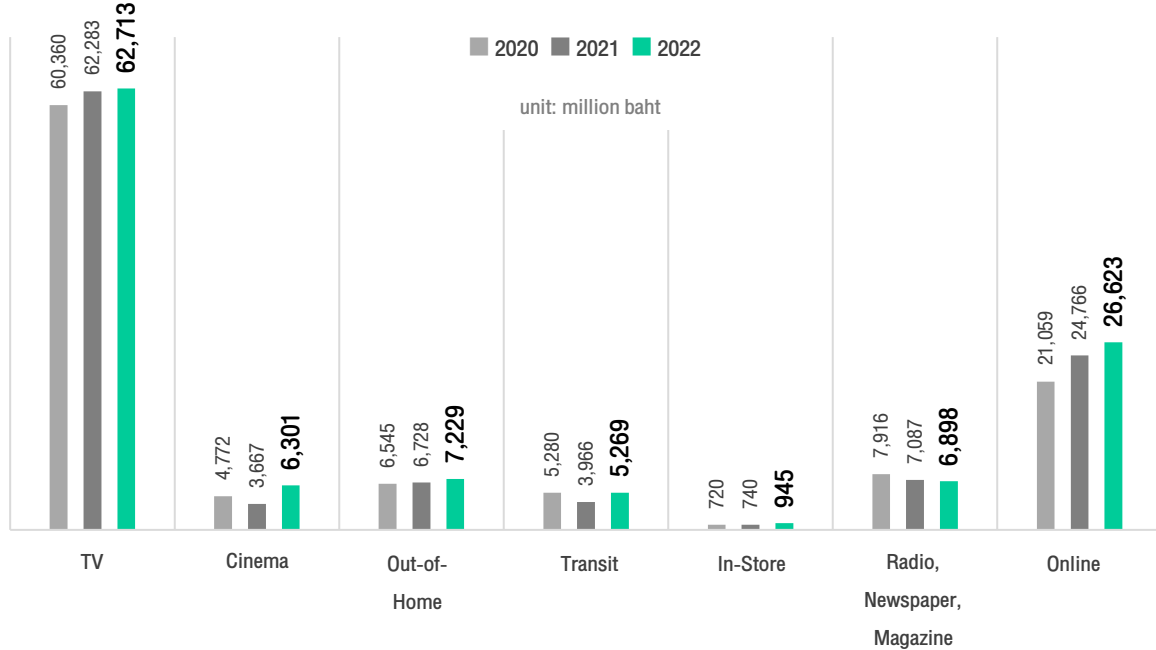
4. **Investment Diversification:** Plan investments in various businesses and assets to diversify risks and increase growth opportunities.

We believe our works created by positive and social-responsible mindset will create value and positive impact that leads to a good advertising culture in our society. It will help us Achieve the goal of generating business growth for the Group and its clients, and delivering positive impact to encourage people in society to have a better life, creating sustainable value for both the company and all stakeholders.

Each year, the Board of Directors ensures that the Company's goals and strategies are followed, as well as reviews the vision, mission, and strategy of the Company to see if they are appropriate. In 2021, the Board of Directors has assigned the Management to report on the Company's performance whether it achieving goals or needing adjustments at each board meeting.

Advertising Business Overview

ADVERTISING MEDIA SPENDING THAILAND



GROWTH RATE (%)

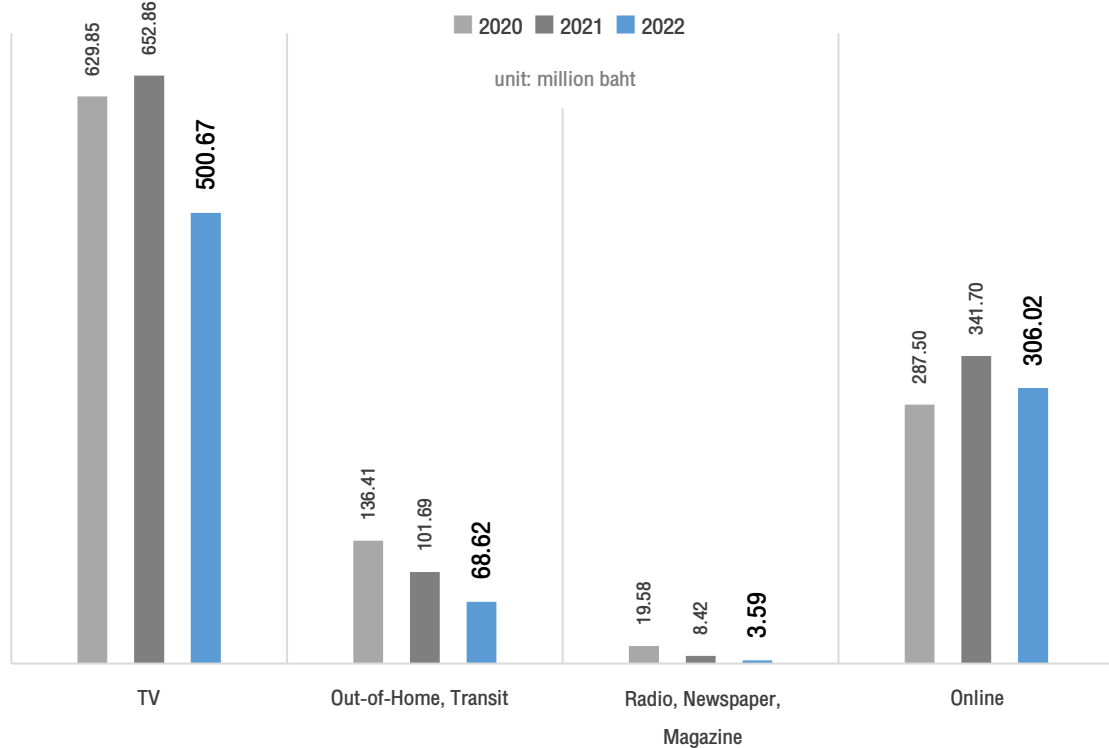
TV	▲ 0.7
CINEMA	▲ 71.8
OUT-OF-HOME	▲ 7.4
TRANSIT	▲ 32.9
IN-STORE	▲ 27.7
RADIO, NEWSPAPER, MAGAZINE	▼ 2.7
ONLINE	▲ 7.5

Reference: The Advertising Association of Thailand, 2022

2022 is a year of changes in economy and consumer behavior after the outbreak of COVID-19 began to subside. People began to return to their normal lives. It showed in the increase in cinema media of 6,301 million baht or 71.8% from the previous year at 3,667 million baht, the highest when compared to other types of media. In-store media also grew 27.7%. In addition, rail mass transit system that has been developed and expanded more routes has caused consumers to switch to use more rail mass transit services. Transit media therefore increased to 5,269 million baht from 3,966 million baht last year.

While TV media is still the main advertising media but has no growth in 2022 and has a decreasing share in the advertising media market. In contrast to online media, the market share is increasing every year as a result of consumer behavior that shifts to more online media consumption. It is expected that online media will continue to grow and will grow at least 8-10% in 2023.

ADVERTISING MEDIA SPENDING PRKAIT GROUP



GROWTH RATE (%)

TV	▼	23.31
OUT-OF-HOME, TRANSIT	▼	32.52
RADIO, NEWSPAPER, MAGAZINE	▼	57.36
ONLINE	▼	10.44

For Prakit Group in 2022, there was a decrease in advertising media purchases from the previous year due to economic factors. For example, rising inflation and interest rates increase the cost of running a business. Our clients are also affected by these factors, resulting in lower sales and the need to cut advertising budgets to reduce costs. This affected the growth rate of the company's advertising media purchases.

Significant Changes and Developments

In 1978, the Company started off (registered) as an advertising company under the name “Prakit & Associates Company Limited” with Mr. Prakit Apisarnthanarak as the founder. Afterward, in 1986, the Company entered into a joint-venture investment with Foote, Cone & Belding International Corp. (FCB) which at that time was one of the top three advertising agencies in the USA, thus setting up a new company called “Prakit and FCB Company Limited”. We became a Public Company in 1992 and were listed on the Stock Exchange of Thailand (SET) in 1993.

In 1999, the Company registered its new name as Prakit Holdings Public Company Limited stepping into:

1. Investment in subsidiaries, associated and other companies.
2. Providing management service, consultancy for accounting, finance and other services for a group of companies and other companies.
3. Providing media strategic planning and operating as a media buying agent.

As well as subsidiaries and associated companies provides advertising materials and other advertising concerned.



Sukhumvit 62 Medical Ltd. called up share capital for another 25 baht per share, amounting to Baht 74,812,500.00. The Company made the payment on 28 August 2020. (Total paid up 100% of common shares)

Held the Annual General Meeting of Shareholders on April 26, 2021 as scheduled, in strict compliance with the announcement of the measures to prevent the spread of COVID-19 of Bangkok.

The Company increased its capital in Medical Sukhumvit 62 Co., Ltd., by another 30,000,000.00 baht, fully paid up.

The company entered into a purchase agreement for office building with land on Sukhumvit 62, for total price of 223,000,000 baht. The company has paid initial deposit of 100,000,000 baht upon contract signing and will pay the balance upon transfer of ownership registration within December 31, 2022.

Increased capital in Sukhumvit 62 Medical Co., Ltd. another 170,000,000 baht, fully paid.

Invest in the D.OASIS project, a joint venture of several business groups to invest in Metaverse and other digital businesses.

The company made an agreement to buy and sell vacant land at Soi Sukhumvit 50 with a total value of 503,200,000 baht. The buyer has already paid for the land in the amount of 230,000,000 baht and will pay the rest of the land and register the transfer of land ownership within March 31, 2023.

Revenue Structure

Revenue structure of Company and subsidiaries-to financial budget (of) from 2020-2022

Unit: Thousand Baht

Product line	Operated by	% of share	2022 Revenue	%	2021 Revenue	%	2020 Revenue	%
Revenue from media	• Prakrit Holdings Plc..	-	82,854	25.83	94,569	28.42	85,096	27.42
planning and buying	• Prakrit Advertising Co., Ltd	99.99	27,654	8.62	40,914	12.30	37,311	12.03
brokerage	• Subsidiaries		810	0.25	624	0.19	2,622	0.84
			111,318	34.70	136,107	40.91	125,029	40.29
Revenue from product	• Prakrit Holdings Plc..	-	21,981	6.85	19,406	5.83	34,078	10.98
advertisement	• Prakrit Advertising Co., Ltd	99.99	116,013	36.17	120,307	36.16	89,846	28.96
	• Subsidiaries		2,867	0.90	1,958	0.59	15,148	4.88
			140,861	43.92	141,671	42.58	139,072	44.82
Revenue from public	• Marketing Drive	99.96	45,117	14.07	25,766	7.74	19,357	6.24
Relation and Direct	Worldwide (Thailand) Co.,							
Advertising	Ltd.							
			45,117	14.07	25,766	7.74	19,357	6.24
Revenue from other	• Prakrit Holdings Plc.	-	16,460	5.13	17,348	5.21	18,919	6.10
investments	• Prakrit Advertising Co., Ltd	99.99	5,698	1.78	6,431	1.93	7,854	2.53
	• Subsidiaries		1,281	0.40	5,409	1.63	74	0.02
			23,439	7.31	29,188	8.77	26,847	8.65
Total			320,735	100.00	310,305	100.00	332,732	100.00

Product Information

Product Type

1. **Providing media strategic planning and operating as media buying agents:** Media strategic planning and media buying is the responsibility of the Media Department who will study clients' products before effectively planning and buying as planned. After client's approval, media team who act as client's agent will contact media owners like various digital television channels, TV channels, program producers, print medium, sign board or billboard, online media and others for buying. Company charges for planning and brokerage (Agency commission) for their services.
2. **Producing all types of advertising** Production of all types of advertising: TV commercials, commercials on digital tv station and online media, Web TV, all printed materials, radio spots, video etc.

With the following units, Company creates ad works that will effectively impact customers:

- **Account Management Department** The account management staff are the company's representative in contacting the customers in order to understand their objectives and needs in creating an advertisement and summarize the results obtained from distributing advertising materials and public relations to customers. They also follow up the result of the advertising including the service fee from the customer.
- **Strategic Planning Department** The insight, target consumer's behavior analysis and all the factors that affected their decision procedure will be utilized for the strategic and marketing communication plans. There are 5 steps of operation starting from learning – understanding – triggering of idea – crafting the idea to get access to consumer – last but not least is

turning the idea into a clever and tangible piece of work.

- **Creative Department** From the strategic plan, Creative team will create and present alternative advertising concepts for clients to choose from. Option which clients deem suitable will be developed into completion.
- **Production Department** Production department produces the various types of advertising concepts created by the creative department. As a representative of the clients, they liaise with our business partners who produce the advertising materials such as TV commercials and print work.

Market and Competition

The Company provides media strategic planning and is a medium sized media buying agent in the industry. The main medium used is digital TV because of the price rate. Company must have solid connection with business partners in order to get competitive ad rates that satisfies clients.

New media, especially online media, can effectively reach consumer. Thus, the Company has to monitor all the consumer behavior changes in order to recommend the best of interest for clients.

The growth of the advertising industry largely depends on the national economy. If the economy is good, budget allocation from client is high hence the advertising business will grow. On the contrary, if and when economy struggles, client will reduce advertising budgets which will badly impact the advertising business. For the utmost effectiveness, Company has to propose a holistic integrated advertising plan which is in line with client's marketing plan for the product.

Drastic competition is going on in advertising business such as cutting service fee to earn the job. Good advertising that brings success to clients is a factor which keeps them with us. The Company maintains solid relationships to keep current clients as well as expanding our base through acquisition of new clients.

In addition, many small advertising companies have entered the market in the past several years. This has resulted in intense price competition in the market as these new, smaller companies have lower operating costs than the medium and large companies.

The outbreak of the COVID-19 virus began to unravel, causing consumers to adjust to new lifestyles: people who used to work from home have to go back to work at the company's office and start living outside more. The company and its clients have to adjust the new advertising format according to economic conditions and consumer behavior in each time. There is a change in buying advertising media from digital TV stations to out-of-home media, transit media or in department stores. The company has personnel for strategic planning and buying advertising media in all types of media. Therefore, there is no problem from this change.

For future advertising business trends, digital TV media will be increasingly shared market share from online advertising media. Out-of-home media has evolved from using vinyl, which is costly and takes a long time to produce, to digital screens in order to keep pace with online advertising media that needs to be modern, fast and attractive to consumers.

The new generation will no longer be the target audience of digital television advertising media. Instead, they will pay attention to online media and they have no loyalty to any platform. Their interests will keep changing and there will be new investors coming to develop or create new platforms as well.

The following is how to win new clients:

1. **Pitching:** The company is invited to enter new business pitches against other agencies. The winner will be awarded the handling of advertising production and planning for clients.
2. **Our work and personal relationship of the management:** After over 20 years in the business - with a number of widely recognized works that received prizes from many advertising contests from various forums - with the ingenuity of the Company's Directors and executive management who have broad personal connection with people in various industries, all of which enhance client base for the Company.
3. **Contact potential clients:** The Company directly contacts potential clients to make a presentation of credential and portfolio. The Company will start to work on details for further steps if clients show interest.
4. **Client Referrals:** Client service staff build good relationships between the company and the clients. When clients are satisfied with the services of the company, they will recommend us to other companies looking for an advertising agency.

Procurement of Products and Services

There are 5 types of products and services affiliated which subsidiary companies produce:

1. Production of print material & Billboard

Print materials mean advertising in press, magazines. Journal, leaflet, pamphlet including internal and external signs for buildings. Print materials include billboard, bus side, in-bus ad, sky train station, train, bus shelter, in the air terminal etc.

Productions vary in term of technique. Publishing technology for press ad is different from other materials which depend on the design and creation of visual and copy. Computer graphic is the

technology utilized in creating layout for presentation.

Such technology needs knowledgeable and experienced personnel, on-going development of human resource and equipment. Budget and time frame should be taken into serious consideration when working on print materials.

The issue in this process is the capacity of the people. To minimize the potential problems that can occur with the production of printed advertising materials, it is vital to have capable personnel who have a thorough knowledge of computer graphics and who keep abreast of the various special techniques which develop continuously and rapidly with today's advancing technology.

2. Production of a Digital TV commercial

Although a digital TV commercial is only 60, 30 or 15 seconds in length, it takes the least one month for the production stage. This stage needs close cooperation between Creative and production teams, all of whom must profoundly understand the core of the work and all details before the production get started. Any mistake will cost the company.

Production steps

1. Get to know the structure and story of the board thoroughly among the teams which means both video and audio.
2. Internal Pre-production is the preparation step which includes casting, location selection, props, wardrobe, etc. Decision in all items will be made before proceeding on to client.
3. Pre-production meeting is where and when Company and production house persons present all the details which had been agreed upon internally so that Client can acknowledge and approve.
4. Shooting of commercial to cover all details as per agreed with client. The production team may conduct further shooting in addition to make the

commercial more interesting. However, the main story must not be adapted.

5. Post production is the step when the shot materials are edited to tell story, add special techniques/effects and sound to complete the commercial before it goes to air.

Advertising agency will make sure that client approves each and every of the 5 steps.

Problems and obstacle arise during the production stage are details and budget control. With the length of 30 – 60 seconds, the production must cover all the planned details. Besides, with the long hours of work and high budget, the Company must employ highly capable persons in the field who have experience to select the right production company, who can take control in every step to avoid error. Most importantly they must control the budget and ensure the production time frame is strictly followed.

3. Production of a radio spot

Although the production process of radio spot is not as complicated as a TV commercial, it still requires a sound expert titled as sound producer.

Production steps

1. Sound producer gets brief on the idea of the script from creative team and agree on the announcer for the script.
2. Sound recording of voice and sound effects.
3. Sound Mixing - the process of mixing of voice and sounds upon agreement.

The challenge of sound producing is that it needs a sound specialist who can recommend announcer suitable for the idea of the script and take control of the whole process.

4. Production of a digital advertisement

Production of a digital advertisement is an online media management function, requiring all involved parties to work together in a synergistic way.

Production steps

1. **Strategic Planning:** The Marketing Team, Account Management and the Strategic Planners work together to find unique strengths or points of difference in marketing communication. This includes education about the target audience in terms of their thoughts, needs and behaviors when using online channels. They bring all the information together to develop the most powerful Communication concept.
2. **Creating Ad Ideas:** Strategic planners present the communication strategies to the creators. They are the ones who develop content and the presentation methods that are suitable for each type of product to communicate and attract attention from consumers. These can effectively generate feedback and can include text, images, video games, and many more.
3. **Production:** Produce and prepare an advertisement in accordance with the plan, be it a video, picture, animation, program, game, application, website and other technology to publicize on appropriate platform depending on the work and the target.
4. **Media Use Plan:** Plan what kind of PR media and platform should be used for advertising strategies for a particular product to reach the target audience and generate responses that meet the objectives and needs of the customers.

The strategy, content and media used in online advertisement would differ, based on product type, target group and each customer's objective. We have a coordinating team that contacts the customers so that every advertisement meets the customer's need and achieves the objective. We also constantly monitor, learn and research trends and changes of the online world in order to enhance our work to be modern and effective.

The problem and obstacle in the production of online advertising media is that each piece of media will be used for a short period of time. Sometimes it's just 1-2 weeks, but there will be many versions and releases in succession. Therefore, the production must use speed and accuracy. Due to the popularity of online advertising media, each platform is changing rapidly. If the media production is delayed, it will not achieve the expected maximum results.

5. Digital Experience

Since nowadays' consumer behavior is changing and more complex than before, the swiftness to measure and improve marketing strategies promptly is inevitable. With the modern marketing technology and the development of tools, it is becoming easier and faster for marketers to utilize them. Prakit is aware of the opportunity and always looking for new strategies that will help meet marketing needs that are in line with changes and promote the business of customers.

Therefore, the Company established a Digital Experience team to help create more effective and measurable marketing strategies. Meanwhile, it was careful about collecting and applying information about consumer behavior in various online channels within the scope of the Personal Data Protection Act. Such information will allow the team to determine and decide the direction of marketing accurately and promptly.

Service Details

1. **Planning, designing and storing information on online platforms such as Website, Application, Line:** The storage and use of those data is becoming more and more important. The Digital Experience team provides a service for planning data collection, utilizing various data for further marketing, including designing and designing

various online platforms under the Personal Data Protection Act.

2. **Website Optimization:** The Digital Experience team offers services to improve current websites to meet business needs and be more efficient through a process called Conversion Rate Optimization, which is a process to measure effective and clear results compared to the current website.
3. **Customer information storage system (CRM & CDP):** Another service that will help make marketing more effective is the customer data collection system, which will help categorize customers and bring the customer information, analyze and utilize them in further marketing plan.

Investment policy in Associated and subsidiary companies

The Company invested in associated and subsidiary companies according to types of business and clients.

In addition, the Company invested in overseas locations of the associated and subsidiary companies as per the request of major clients in Thailand. Beyond that, it is the vision of the management for potentiality and opportunity.

Moreover, the Company has policy of expansion from the current advertising business, such as, providing marketing consultancy, packaging design, and web design. All of which are the trend of today's advertising business.

The Company may diversify to other business if opportunity allows and with joint investor in order to generate long term returns to Company and shareholders.



Assets Used for Business

Fixed assets of the company and its subsidiary and associated companies

The company and companies in the group engage in service business. The company's personnel are the producers of various works. No production assets.

Land and building

Value of land and building on land at December 31, 2022 is as follows:

(For company)	(Baht)
Land (At cost)	101,026,000.00
Land Improvement (At cost)	2,699,157.82
Building and improvement (At cost)	<u>94,450,375.74</u>
Total	198,175,533.56
Less Accumulated Depreciation	<u>93,174,648.01</u>
Net book Value	<u>105,000,885.55</u>

1. The Company is located at 88 Soi Sukhumvit 62, 3rd intersection, Phra Khanong Tai, Phra Khanong, Bangkok. This land and building belong to the Company.

The company has utilised the land and office buildings as collateral for loans to subsidiaries and joint venture companies as follows:

- Bank overdrafts in the amount of 30 million baht to Prakit Advertising Company Limited, a subsidiary.
- Promissory note limit, tender guarantee limit and contract guarantee limit for use in the company's business Bangkok Writer and Partners Co., Ltd., which is a joint venture, in the amount of 80 million baht.

2. Land and 8-storey office building located at Soi Sukhumvit 62 (in front of Ruamjai Hospital of Sukhumvit 62 Medical Co., Ltd.) Sukhumvit Road, Phra Khanong Tai, Phra Khanong, Bangkok. On December 28, 2022, the Company bought the land from Seven Utilities and Power PLC for 223 million baht.

Land

The Company has 2 plots of land located at Sukhumvit Soi 50 totaling 1 rai 2 ngan 29 square wah. This land has been leased out to Ek-Chai Distribution System Company Limited with a 28-year contract of lease started from May 9, 2001 until September, 2029.

On September 30, 2022, the Company entered into an agreement to sell these 2 plots of land to Magnolia Quality Development Corporation Limited, CP Future City Development Corporation and Ek-Chai Distribution System Co., Ltd. at a total selling price of 503,200,000 baht and will transfer land ownership within March 31, 2023. As of December 31, 2022, the company has already received a deposit of 130,000,000 baht.

Intangible assets of Associated and Subsidiary companies

The subsidiaries and associated companies invested in many types of computer software for business operation.

Non-handed over works

- None -

Company Shareholding Structure

Company and the Group of Companies operate advertising and public relations which is highly competitive with rapid communication development and changes. It is essential, therefore, to have very experienced persons who can deliver maximized benefits in all perspective to clients. The company arranges the types of business to fit with the expertise of human resources in the group of companies.

Operational policy for the group of companies

Advertising and Public Relations which are highly competitive with rapid communication development. It is essential, therefore, to have very experienced persons in specific fields to deliver maximized benefits in all perspective to clients. The company arranged the types of business to fit with the expertise of human resource in the group of companies.

1. Media strategic planning and media broker: These jobs require experienced persons. The Company provides services for every company in the group in buying all media at the best cost for clients.

2. Providing advertisement materials: The process of works starts from strategic planning who develops strategy so that creative teams can create works that answer to the planned strategy. Subsidiary companies will be responsible for the said creation while account management teams will bridge creative people with strategic, media and clients, making sure that the whole process will go smoothly, fast and successful as planned.

3. Direct advertising (event) covers special marketing activities which better reach target consumer, enabling them to make decision to buy client's service or products. There are various types of activities such as; new product launches, exhibitions, road shows and product sampling. It is necessary that we had a specialist team who could get things done within the time limits and workaround to bring success to the activities.

4. Public Relation The nature of this business is to get across the activities and development of clients to consumers. Public Relations is a very effective channel for the job. The Company must have good connection with PR persons of all media for such activities as press conference, press release, etc.

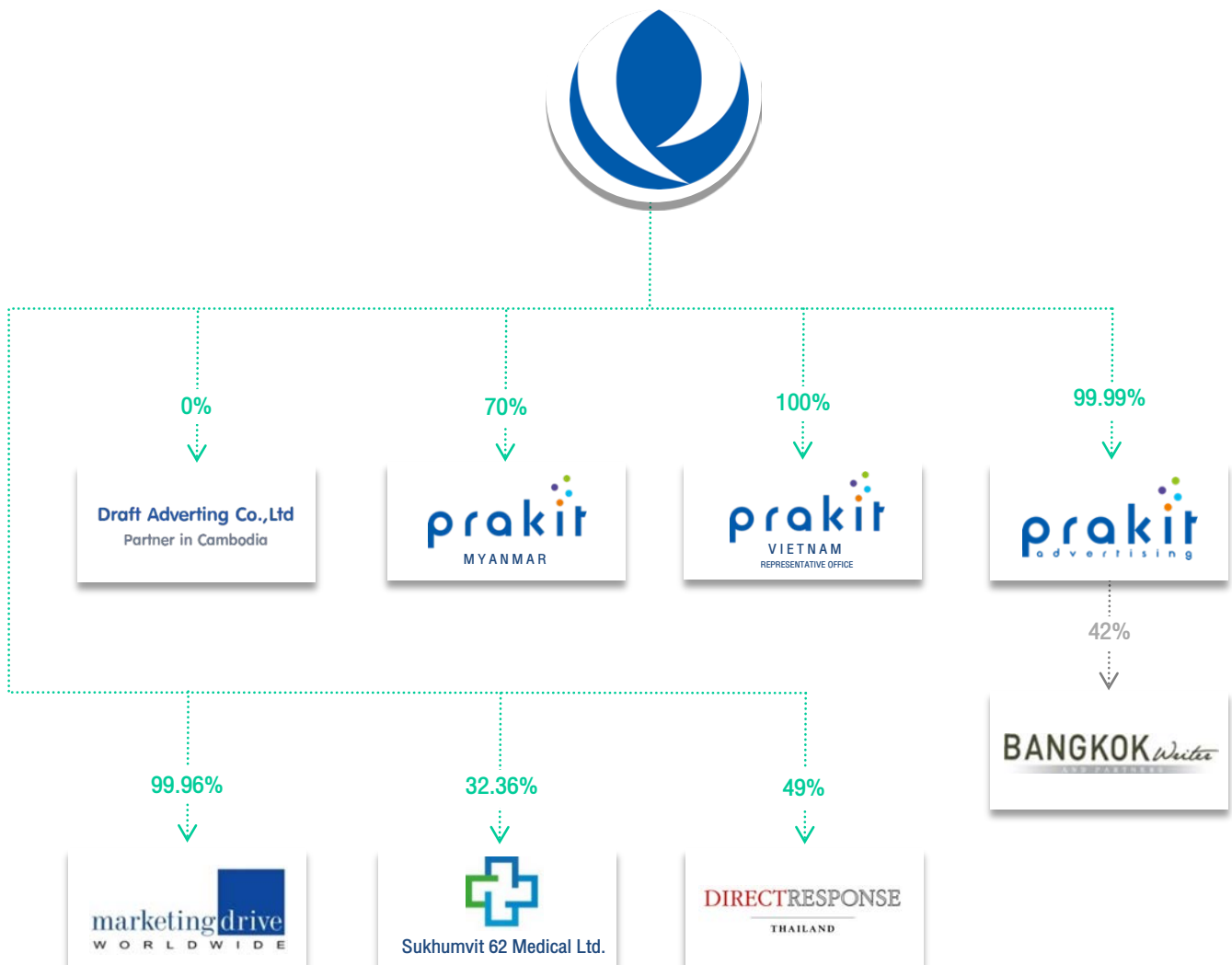
5. Business in Indo-China: The office in each country will take charge of all types of work in cooperation with the specialist local companies.



Associated and Subsidiary Companies:

Name	Nature of Business	% of Share
Prakit Advertising Limited	Operate as an advertising media buying agent and produce advertisements	99.993
Marketing Drive Worldwide (Thailand) Ltd.	Operate advertising agency brokerage business directly to the target group (Event)	99.965
Prakit Advertising Company Limited (Myanmar)	Operate brokerage business, buying advertising media, producing advertisements, making direct advertisements to target groups (Event) and PR	70
Direct Response Recruitment (Thailand) Co., Ltd.	Operate a recruitment agency business	49
Sukhumvit 62 Medical Ltd.	Operate private hospital business	32.36

Prakit Advertising Limited which is the subsidiary of the Company holds 42% share of Bangkok Writer and Partners Limited.



Note

1 Direct Response Recruitment (Thailand) Co., Ltd. of which 51% shares are held by:

Ms. Pavinee Apisarnthanarak	20.40%
Prakit and Associates Co., Ltd.	30.00%
Other 6 Thai shareholders	0.60%

2. Draft Advertising Co., Ltd. has 4 Thai Shareholders. 2 major shareholders have total shares not exceeding 90%. They are not related parties of the Company. Other 2 Thai shareholders, the company directors, hold total shares not exceeding 10%, are:

Mr. Phisal Prahasdangkura	5%
Mr. Apirak Apisarnthanara	5%

3. Prakit Advertising Limited (Myanmar) with 30% shares held by 1 Thai who is not a related party of the Company

4. Bangkok Writer and Partners Limited with 58% shares held by

Mr. Apirak Apisarnthanarak (Company's director)	8%
Mrs.Thanaporn Boonyangyuen	15%
Ms. Panita Boonyangyuen	10%
Mr. Ratrong Srilert	25%

Mrs.Thanaporn Boonyangyuen, Miss Panita Boonyangyuen and Mr. Ratrong Srilert are not related persons nor have conflict of interest in the company

5. Sukhumvit 62 Medical Co.,Ltd.'s Extraordinary General Meeting of Shareholders No 1/2022 on April 12, 2022 approved the capital increase of the Company from 1,000,000,000 baht to the registered capital 1,545,000,000 baht. By adding additional capital 170,000,000 baht, it resulted in an increase in the shareholding proportion of Prakit Holdings Public Company Limited from 33.00% to 32.36%, close to the investment proportion before the capital increase

The other 67.64% of shares are held by:

Saha-Union Plc.	25.89%
Mr. Prakit Apisarnthanarax & family*	2.12%
Mr. Apirak Apisarnthanarak**	0.32%
Mr. Prapand Apisarnthanarax***	0.06%
Mr. Phisal Prahasdankura****	0.13%
Mr. Preecha Chaochotechuang****	0.19%

2 Thai company and 21 Thais who are not related parties of the Company 38.93%

* Mr.Prakit Apisarnthanarax is Company Chairman.

** Dr.Prapand Apisarnthanarax is Mr.Prakit Apisarnthanarax's brother.

*** Mr. Apirak Apisarnthanarak is Managing Director of the Company.

**** Mr. Phisal Prahasdankura and Mr. Preecha Chaochotechuang are Company directors.

Investments in Other Companies

D.OASIS City Company Limited

The company invested 500,000 shares at 10 baht per share, totaling 5,000,000 baht or 13.70%.

D.OASIS City carries out business related to Metaverse, NFTs and DAPPs and all related activities.

D.OASIS Studio Company Limited

The company invested 50,000 shares at 10 baht per share, totaling 500,000 baht or 5.00%.

D.OASIS Studio carries out business related to Metaverse, NFTs and DAPPs and all related activities.

The shareholders

The name and the shareholding ratio of the major shareholders as at December 22, 2022 are:

Major Shareholders		Amount held	(%)
1. Prakit and Associates Co., Ltd.**		15,095,160	24.97
2. Apisarnthanarak Family			
Mr. Prakit	Apisarnthanarak	5,829,890	9.64
Ms. Pavinee	Apisarnthanarak	3,713,752	6.14
Mr. Anucha	Apisarnthanarak	2,918,953	4.83
Mr. Apirak	Apisarnthanarak	2,893,642	4.79
3. Promart International Company Limited		1,606,000	2.66
4. Mr. Wichai	Jirachoenkijkul	1,306,390	2.16
5. Mr. Wichai	Jirachoenkijkul	1,138,000	1.88
6. Mr. Praphan	Sinthuphandecha	859,600	1.42
7. Thai NVDR Company Limited		657,012	1.09
8. Ms. Wichuda	Grairithikul	637,450	1.05
9. Mr. Prapoj	Harnjirakarn	621,500	1.03
10. Ms. Pornsiri	Suwankaew	560,000	0.93
Total		37,837,349	62.59

Note : ** Prakit and Associates Co., Ltd., which had advertising business before joining with FCB. Now it changes its business to investment in stock market. There is no business relationship except directorship.

Issued and fully paid-up capital

Authorized share capital of 94,438,800 baht with ordinary shares of 94,438,800 shares 1-baht par value, issued and fully paid-up capital 60,450,262 ordinary shares, 1 baht each, totally 60,450,262 baht.

Other Capital

- None -

Dividend payment policy

The company has the policy to pay dividends not less than 60% of normal net profit. There is no dividend policy in associated and subsidiary companies but dividend payment is subject to Board of Directors consideration of the company's overall operation result and future projects (if any) and proposes to shareholders getting approval.

Dividend Payment Detail	2021	2020	2019	2018	2017
Cash Dividend payment / share	0.60	0.40	0.60	0.90	0.80
Stock Dividend	-	-	-	-	-
% of Net Profit	159.81	109.38	67.50	73.12	83.30

Risk Management

Risk Management Policy and Plan

The Company has a policy to regularly identify, review, monitor and prevent risks in various areas and emphasizes that directors, executives and employees at all levels are aware of the importance of risk management. The company's risk management system has been developed to be even better.

In order to make risk management more efficient and clearer, in 2022, the company has established a risk management team. It provided trainings to educate employees on risk management and aimed to prepare a written risk management manual. The goal is to be completed by the year 2023.

Risk Factor

Business Risk

Loss of principal clients

Under the current competitive situation, the Company and its group may lose all or part of the earning from main clients which would significantly affect the company's revenue. As such, we try to get the opportunity to present ourselves to prospects. Employee development must be carried simultaneously to improve the quality of our creative work and services which will lead to winning new and current clients.

The increase of digital TV media rates

Due to the fact that the advertising rates on digital television stations may increase, clients may reduce their budgets in this medium and consider using other advertising media instead. The company and the group must plan the use of advertising media in balance with the clients' media budget each year, so that the clients continue to communicate effectively to their target groups.

The increase of production cost for advertising materials

The production of advertising media used on digital television stations needs good quality, professional standard. This requires a relatively high production budget and careful management as production costs increase every year. Another factor is the changing behavior of consumers who are becoming more interested in online media. The production costs are usually cheaper, but still need to reflect the quality of the client's offering. The company has to carefully identify the right partners in online advertising media production to meet their needs.

The decrease of agency commission and service fee rates

Currently, the competition in the advertising industry is high which leads to cuts in agency rates and service fees. Inevitably, the Company has to cut down the afore-mentioned rate in order to maintain the existing clients and to acquire new ones. We will put every effort into earning new business and revenue to make up for what decreased and set policy to control costs and expenses.

The power of online media

Consumers find online media interesting, such as, FACEBOOK, INSTAGRAM, LINE, etc. New platforms are emerging continuously. Consequently, online advertising is expanding rapidly. We have to adjust to match consumer behavior changes or else media usage would not meet the objective for effectiveness as planned.

Unexpected events

Unexpected events or emergencies can suddenly happen at any time, such as natural disasters and

epidemics. Every event has an impact on business and the industry as a whole, causing the economy to slow down. There is also damage from the company's information system, or disasters caused by the environment around the office that directly affects the company's business operations.

The Covid-19 pandemic that has occurred since December 2019 has severely affected the business environment around the world. The Company's management recognizes the importance of this risk. To minimize the potential impact, the Company has developed a Business Continuity Plan (BCP) and has continuously monitored the situation to keep the business going.

Legal Risk

At the moment, law enforcement on the prohibition of advertising on cigarette and alcoholic products is in force. The enforcement will be applied to other products sometime in the future. There are also certain types of products whose advertising messages must be approved by the Food and Drug Administration (FDA), such as cosmetics or drugs, etc. Our group of companies has a policy to ensure that clients strictly comply with the laws and regulations issued by the relevant government organizations.

Personnel Risk

Human resource is a key factor in the advertising business. As a specialist in their field, they are very much sought after. Agency is at the risk of losing them any time.

Company realizes that our people are our greatest assets as mentioned in the mission. Thus, Agency implements a policy to develop staff with on-going

training, arrange activities which strengthen relationship between the management and staff. Last but not least is the provident fund scheme, zero-interest loan and other incentives. In addition, the company has also organized an annual Creative Contest for students, in order to attract talented people whom, we can employ and train to ensure our future talent pool.

Corruption Risk

To prevent corruption in the organization, the Board assigns the internal audit to assess the corruption risk, effect and possibility with a monthly review. The Board also enforces an anti-corruption policy and code of conduct in order to prevent any corruption in our business.

The Board of Directors defines the code of conduct to comply with anti-corruption policy as follows:

1. Directors, Executives and Employees must report vested interest to prevent conflict of interest.
2. The Company shall procure and define an executive representative to give presentation on occasions.
3. Set a communication channel for whistle blowing. Inform the employees about the report channel and set the reporter protection measure.
4. Assign the Audit Committee to assess corruption risk, consider the result of the whistle-blowing and report to the Board of Directors.
5. Establish "Business Ethics" and inform all employees to understand the importance of complying to the Company's regulation.

Business Sustainability Development

Sustainability Management Policy and Goals

We are aware that in doing any business, there will be an impact on society directly and indirectly. Therefore, the goal of Prakit Group is not only to create growth for the group of companies and customers, but also to pass on positive impact to the outside in order to encourage people in society to have a better life. We believe it will create sustainable value for both the company and all stakeholders.

In 2022, the Corporate Social Responsibility and Sustainability Committee proposed to the Board of Directors to review the corporate sustainable development guidelines and policy to be appropriate to the current situation, future business opportunity trends and various internal and external factors. Prakit Group, as a communication business operator that has effects mainly on people and society, has established a sustainability management policy that matches with our direction and strategy focusing mainly on social issues and good corporate governance. At the same time, the environment issue is managed throughout the business process.

Our sustainability management aims to create a learning system, develop employee's potential and create new innovations in the production process to produce and deliver quality work to the clients. We believe that the work created from a good attitude and social-responsible mindset will be valuable work, which has positive impact to create

a better media culture in Thai society and deliver highest benefits to the consumers.

Managing the impact on stakeholders in the business value chain

Our Value Chain

Main Activity

1. **Strategic Planning and Research** Receive briefings from clients and analyze target consumers to plan suitable marketing communication strategies for customers to achieve maximum results.
2. **Creative** Apply the information from strategic planning and research to create advertising ideas to present to clients, based on the correct information and not to exaggerate or mislead about the properties of the product.
3. **Production** Turn advertising ideas into advertisements in various forms such as advertising films, print work, recordings, and posters. If collaboration is needed, then utilize fair practices when hiring production partners
4. **Media Planning** plan the broadcast schedule of finished advertising material to the public through various channels such as television, radio, billboards, print media. including online platforms, by delivering the work and disseminating it in time as agreed with the clients.

Supporting Activity

1. **Account Management** Coordinate with clients to deliver the work that meets the needs of the

clients and achieve the goals, creating satisfactory results for the clients.

2. Procurement Purchase equipment and hire producers such as studios and various media related by comparing prices and going through a transparent, verifiable process for fairness to business partners.

3. Tech & Knowledge Management Learn new technologies that have a major impact on

advertising production, focusing on enhancing skills and sharing knowledge in the value chain between clients, companies and partners.

4. Human Management Apart from promoting learning and developing employees' skills, we also encourage employees to have a positive attitude and inspiration to create quality work and valuable results to the public.

Analysis of Stakeholder in the Value Chain

Stakeholders	Stakeholders' Expectation	The Company's Response to Expectation
Employee	Fair compensation and treatment, self-development and pleasant work environment	Provide fair employment, skill development variety of welfare schemes beyond legal definition, which are equally accessible to all employees.
Shareholder	Satisfactory operating profit of the company	Achieve satisfying operating results and sustainability for the highest benefit of all stakeholders.
Client	Advertising that allows customers to achieve their business goals and efficient, good service	Create awareness of consumers for clients' products. Take care of the customer's advertising and PR plans to meet the goals and create added value.
Business Partner	Fair treatment in accordance with the business agreement	Provide opportunities for partners to submit proposals and have a transparent supplier selection process. Treat business partners fairly and develop knowledge together
Consumer	Advertising media that provides knowledge and facts about various products and services accurately	Generate Clients' product's information to customers with accuracy so that the consumers can choose the best product and service.
Society	Be an organization with ethics and create good media for the society	Run projects that support and create values to the society. We create a culture that helps our employees to be responsible to their society. We also try our best to limit the impact and pollution from our operation on the community.

Environmental Sustainability Management

Environmental policies and practices

The company has announced a policy for the most efficient use of resources, both energy reduction and recycling. We have provided knowledge to employees on environmental conservation and efficient use of resources and published the full-version environmental policy on its website.

Environmental Activity

Since the Company's product is service, focusing on results from its internal operation, it conserves the environment. In 2022, we arranged the following activities.

Resource Utilization

The Company defines the policy of best utilization of resources, both reusing and recycling. The employees are educated about environment preservation and resource utilization via announcement boards around the office. The Company also encourage the following actions:

- Use the stairs instead of the elevator whenever possible
- Turn off the lights and air conditioner when an area is not in use.
- Save water by turning off taps.
- Reuse paper.
- Be economical with office stationery and use equipment carefully to prolong its usable life.
- Install solar cells on the office building rooftop.

Raise Public Minds

We continued "Proud of Your Cup" project. The campaign was to encourage the employees and vendors in our canteen to reduce the use of disposable plastic cups. The goal was achieved when our employees were aware of the issue and

brought their personal cup to use at the office canteen. It helped the company reduce internal plastic waste.

Waste Management

The Company focuses on waste management in the workplace to help reduce work of staff who manage waste. In 2022, the Company established a waste segregation campaign, promoting the environmental projects so that the employees can acknowledge and comply. The evaluation goal was the employees' waste segregation participation rate at 80%. We encourage the employees to separate dry and wet waste s and to separate recyclable PET bottles. After interviewing our cleaning department, the employee's cooperative rate was 89%, increased from 2021 at 85%, decreased from the 2021 score of 89%.

Social Sustainability Management

Social policies and practices

The Company has a policy to respect human rights for both employees and other stakeholders throughout the value chain. We focus on human capital development because we believe that talented employees with positive attitudes will create great value work for society.

Social Activity

Employment

Detail	Number of Employee	
	Male	Female
Full-time employee	86	136
Employee with physically challenged	0	1
Total	86	137

Provide Employee with Well-being

The Company's core business is service. Thus, employees are the Company's valuable asset who will receive fair employment and a variety of welfare schemes beyond legal definition, which are equally accessible to all employees.

Provident fund

To encourage employees to save for security after retirement, the Company set up a Provident Fund. All employees have the right to join. According to our policy, the employees collect 5% of their salary and the Company adds 5%.

Group accident and life insurance

The Company provides group accident and life insurances for all employees.

Welfare loan

The Company provides interest free loans for employees wanting to buy cars. A committee is appointed to be responsible for loan allocation in accord with the Company's policy.

Training

The Company executives will set policy and training guidelines for employees. Human Resource department will set topics according to Company's policy. Activities in 2022 are:

1. Encouraged employees with specific knowledge to share knowledge with other employees.
2. Organize 1 risk management training workshop, equivalent to an average of 6 hours per employee training per year from the target of 8 hours per year per person.
3. Our employees attended various training and seminars to enhance their potential. The Company has set an annual budget for training activities. This year, our employees attended 6 online trainings, or an average of

5 hours per year per person from the goal at average of 6 hours per year per person. The trainings were arranged by the Company's business partners.

Employee's Good Health

The company is aware of the impact that work may have on employees such as office syndrome, hard work, insufficient rest time. To provide good health, completeness of the body, mind and living without disease, the Company arranged welfare benefits for the employees as follows:

1. Encouraged employees to receive the COVID-19 vaccine from the vaccination center of the Social Security Administration and Ruamjaiarak Hospital and organized staff transportation to facilitate travel to get vaccinated. The company also purchased and provided ATK COVID testing kits to the employees at risk of infection.
2. Organized 2022 annual health check-ups for the employees at Ruamjaiarak Hospital.
3. Replaced work chairs for the entire company by providing ergonomic chairs for more healthy sitting position.
4. Provide a flexible working time policy (Flexible Hour) whereby employees can choose the start time each day with the required working time as specified by the company and able to deliver work efficiently.

Create pleasant working environment

1. Providing hygienic canteen serving food and drinks at reasonable price for the employees' better quality of life and also to help with their living expense.
2. Providing transportation between the Company's office and public transport.

3. Providing recreation corners.
4. Providing birthday gifts for staff.

Since the office has opened for a long time, the Company has been renovating the inside of office building since 2017 and will continue until all office renovation is complete. We want to provide our employees with a pleasant environment and more facilities such as new meeting rooms, computers, relax corners and beautiful scenery.

Employee Bonding Activity

Company provides joint activities among employees and staff with Management to enhance better relationship within the organization. The result of the employee engagement and satisfaction assessment was 80 points (a full score of 100), increases from 2021 at 70 points. In 2022, we arranged the following activities:

1. An annual Buddhist ritual in the Company in January to bless all employees.
2. Activities for Prakit 45th anniversary by arranging group photos of the staffs. Employees were provided with food and beverage coupons to redeem at restaurants as a way of recognizing employees' dedication to the company. There was a campaign for employees to share the photos and hashtag them before posting on social media to create interaction during the COVID-19 pandemic.
3. Providing badminton court and football field to support joining activities among staff.

Occupational Safety and Health

Valuing the employee's safety and health, the Company has the policy on this matter.

1. Keep the workplace sterile by cleaning the floors, push buttons, door handles and other risk points daily.
2. Hire security guard unit to monitor the office areas, including the parking lot, in order to protect the employees, their property and the Company's property.
3. Carry out office safety and hygiene inspection such as monthly elevator check-up, power transformer check-up, and pest control every 3 months. Clean the canteen and kitchen monthly.
4. Encourage all employees to be aware and help keep the working space clean for overall good hygiene and health.
5. Ensuring safety in the workplace by providing employees with key cards to enter and exit every floor of the office.

Workplace Accident Case

2022

0 time

Contribute to Society

Create income to community

The Company has a policy to provide job opportunity for people living in the vicinity of the Company, the disables and supporting community's activities.

Support SMEs

Since 2015, the Company has continued "SME" project to share "advertising" knowledge with small business companies in need of advertising their products but without knowledge or with small budget. The following are details and process of the project.

1. Recruit small business companies which meet the requirement of the project.
2. Interview companies' executives in order to understand both products and needs.
3. Provide workshop on marketing strategy planning, media planning and generate knowledge about advertising on internet.
4. Follow up on the actual practice and result for improvement for the year to come.

5 days. The Company organized workshops to demonstrate how to work in each advertising production process. The students were able to experiment with planning creative advertising, present their work and exchange of opinions with the staffs.

This project not only helps build knowledge and experience in real work, but also helps students discover what they are interested in before deciding to pursue higher education.

The results of satisfaction assessment on knowledge and benefits received from the project equal to 4.38 out of 5 points.

Create Positive Space

Set up a "How to Live a Hard Life" page in conjunction with the Puttika Network Foundation to publish articles on optimism, advice on how to live a mindful life, managing stress and problems. The page keeps interacting with readers, giving advice, encouragement and being a listener to those who send messages to talk and ask for advice. It creates a space to exchange ideas and pass on positive energy. In the past year, the page "It's difficult to live" has 67,038 followers and 63,679 likes and has consulted 10 people.

Operate with Good Governance

Committed to the principle of human rights, it is our policy that all advertisements must not project the image of abusing human rights, disdainful and intellectual property infringement.

The Company defines policies on good corporate governance and business ethics, and consistently announces and enforces the policy to all employees. We arrange the internal audit and control to ensure our transparent and fair business, creating value to all stakeholders.

Encourage the youth

- Carry out sharing knowledge project to Academies by the staffs sharing creative advertising, Marketing communication, management communication, etc.
- Organized the World of Work Week project to provide knowledge and enhance real work experience for 13 students who participated in the project from 7 institutes in a period of



Management Discussion and Analysis

Business Operation Overview

Thailand's Economy 2022 continued to be faced with the outbreak of COVID-19 virus, there were many factors such as the raising of inflation and interest rate impact on the operating cost increased and the behavior of consumers has changed to spend more times online (WFH, shopping online or social life). So, our customers reduced TV commercial and their advertising budgets in online advertising media instead.

In terms of operating results in 2022, the Group had total revenues from advertising activities of 297.29 million baht, a 2.06 percent decreased from the total revenues of 303.55 million baht in 2021. Due to the decrease of commission income from Baht 136.11 million in the year 2021 to be Baht 111.31 million in the year 2022 or 18.21% decreased. But the group had more net service income increased amount Baht 7.85 million or 28.46 %. The group had the net profit from recurring activities after tax Baht 3.12 million but had share of loss from associated companies and joint venture Baht 49.83 million. Totally, the group had net loss Baht 46.71 million for the year 2022.

The Group had total assets of 1,189.99-million-baht, total liabilities of 370.52 million baht and total shareholders' equity of 819.47 million baht. The group had liabilities at 31.14 percent of total assets and 45.21 percent of shareholders' equity. In addition, the Company has invested in Sukhumvit 62 Medical Company Limited, a hospital business, as an opportunity to generate income in the future, which will supplement the revenues from the advertising business, which is the main source of income of the Group at present. Therefore, the long-term financial position of the Group is stable.

Factors impacting future business operation

As the situation of the COVID-19 epidemic has subsided and Thailand has fully opened the country, resulting in revenue from tourism and related service businesses. The easing of inflation is expected to boost private consumption. This will result in the sales growth of the company's customers after the sales slowdown since the outbreak of COVID-19.

The development of technology has led to developments in many fields, including advertising media. It can be seen that over the years there have been many developments in advertising such as the transition from analog TV to digital TV or the emergence of new platforms such as TIK TOK. In the past year, there has been a significant change in another type of media: outdoor media. There is a change from using billboards made from vinyl, which have high production costs, to digital screens in order to keep up with the market trend that requires high flexibility and low cost.

The Company invests in Sukhumvit 62 Medical Co., Ltd. (Ruamjai Hospital) in the proportion of 32.3625%. It started operations on September 25, 2022. The company must recognize operating losses during the first 2 - 3 years in proportion to investment in the consolidated financial statements.

Operating Results and Profitability

Consolidated Comprehensive Income Statement

Unit: Million baht

Description	Prakit Group		
	2022	2021	2020
1. Revenues from rendering of services	185.98	167.44	158.43
2. <u>Less</u> Cost of rendering of services	(150.55)	(139.86)	(127.68)
3. Income from service (net)	35.43	27.58	30.75
4. Commission income	111.32	136.11	125.03
5. Total income from advertising activities	146.75	163.69	155.78
6. Management income	1.99	1.86	1.86
7. Interest income	0.19	1.15	2.12
8. Dividend income	3.18	5.86	6.21
9. Other income	18.07	20.28	16.66
10. Total income from other activities	23.43	29.18	26.85
11. Total income from recurring activities	170.18	192.87	182.63
12. <u>Less</u> selling expense	(71.99)	(67.74)	(67.36)
13. <u>Less</u> administrative expense	(91.63)	(90.65)	(86.23)
14. Profit from recurring activities-before tax	6.56	34.48	29.04
15. Income tax expense	(3.44)	(7.33)	(5.23)
16. Profit from recurring activities-after tax	3.12	27.15	23.81
17. Share of net profit (loss) from associated company & joint venture	(49.83)	(4.30)	(1.32)
18. Net profit for the year	(46.71)	22.85	22.49
19. Other comprehensive income (loss):			
20. Gain (loss) on sales of other non-current financial assets	7.88	4.30	(0.29)
21. Gain (loss) on measuring of other non-current financial assets	(5.32)	8.39	4.15
22. Actuarial gain (loss)	(2.04)	-	(4.43)
23. Currency translation differences	(0.15)	-	-
24. Total other comprehensive income (loss) before income tax	0.37	12.69	(0.57)
25. Income tax effects on other comprehensive income (loss)	1.47	(1.67)	0.05
26. Total other comprehensive income (loss) after income tax	1.84	11.02	(0.52)
27. Total comprehensive income for the year	(44.87)	33.87	21.97

The operating results of the company's group in the year 2022 are summarized as follows:

- 1. Income from advertising activity:** In the year 2022 Income from advertising activity was Baht 146.75 million, a decrease of Baht 16.94 million or 10.35 % from last year. This is due to the decrease of commission income was Baht 24.79 million or 18.21% because the customer reduced the media spending on TVC and moved to spend on online media that has cheaper cost. Anyways, the company had an increase of service fee amount Baht 7.85 million or 28.45% increased.
- 2. Income from other activity:** In year 2022. Income from other activities was Baht 23.43 million, a decrease of Baht 5.75 million or 19.71 % from last year. Interest Income and dividend income decreased amounting to Baht 3.67 million because of investment amount was decrease.
- 3. Selling expenses and administrative expenses:** Selling expenses and administrative expenses in 2022 are equal to 163.62 million baht, an increase of Baht 5.23 million or 3.30 % from 2021. This is due to salary increased and a special payment for Chinese New Year.
- 4. Share of profit (loss) from associates and joint ventures:** The Company recognized share of a 50.26 million baht loss from Sukhumvit 62 Medical Co.,Ltd. and 0.43 million baht share of profit from other associated companies. In total, the share of loss from associated companies was 49.83 million baht. As for the year 2021, the share of loss was 4.30 million baht, causing the share of loss to increase by 45.53 million baht.

Profitability ratios

	<u>Unit</u>	<u>2022</u>	<u>2021</u>	<u>2020</u>
Profit from production of advertising materials	%	19.05	16.47	19.41
Profit from recurring activities	%	0.27	1.99	1.74
Net profit for the year	%	(4.08)	1.67	1.64
Return on equity	%	(5.44)	2.56	2.51

Efficiency ratio

	<u>Unit</u>	<u>2022</u>	<u>2021</u>	<u>2020</u>
Return on assets	%	(3.90)	1.85	1.78

Growth rates

	<u>Unit</u>	<u>2022</u>	<u>2021</u>	<u>2020</u>
Billings	%	(16.29)	(0.27)	(12.03)
Total income from advertising activities	%	(10.35)	5.08	(19.08)
Operating Expenses	%	3.30	3.13	(9.47)
Net profit from ordinary activities	%	(88.66)	15.54	(55.58)
Net profit for the year	%	(304.42)	1.60	(58.41)

Ability of Asset Management

Financial Status as at 31 December 2022

1. Asset

As at 31 December 2022, the company's group total assets were Baht 1,189.99 million, a decrease of Baht 16.77 million from Baht 1,206.77 million as of December 31, 2021.

Main changes were as follows:

- Cash and cash equivalents decreased Baht 53.48 million
- Other current investment decreased Baht 170.91 million consisted of
 - Private Fund decreased Baht 1.37 million
 - Others current investment decreased Baht 169.54 million
- Non-current assets held for sale increased Baht 46.215 million from reclassifying of Investment property (2 land units located at Sukhumvit 50)
- Other non-current financial assets decreased Baht 40.30 million
- Investments in joint venture, associated and subsidiary companies increased Baht 120.17 million from an additional investment in Sukhumvit 62 Medical Ltd. amount Baht 170 million and realized loss for this investment in 2022 amount 50.26 million.
- Investment property increased Baht 176.78 million from the purchase of land and an 8-story office building at Soi Sukhumvit 62, Bangkok amount Baht 223 million and reclassifying land for sales amount 46.215 million to be non-current assets held for sale increased.

The quality of the significant assets

- Most clients settled on time and the collection period is faster than the previous year. The average collection period of 2022 was only 48 days which was 3 days shorter than the year 2021.
- Other current financial assets and other non-current financial assets consist of investment in private fund and investment in debt and equity securities which decreased from the year 2021, amounting to Baht 211.28 million from the selling of investments.
- As of 31 December 2022, there was reserved loss from fair value changes in securities amounting to Baht 36.48 million whereas 31 December 2021 was Baht 31.15 million.

2. Liabilities

As at 31 December 2022, the company's group total liabilities were Baht 370.52 million a increase of Baht 64.38 million or 21.03% from December 31, 2020. Main changes were as follows:

- Trade accounts and other payables decreased Baht 78.90 million
- Deposit from sales of non-current assets held for sale increased 130 million from deposit received for 2 land units located at Sukhumvit 50.
- Loan from director increased Baht 18 million

3. Shareholders' equity

As at 31 December 2022, the company's group total shareholders' equity was Baht 819.47 million, an decrease of Baht 81.15 million from December 31, 2021. Main changes were from dividend payment amounting to Baht 36.27 million and the company group had a net loss amounting to Baht 44.88 million.

Liquidity and Fund Sufficiency

Cash and cash equivalents amounted to 66.15 million baht, a decrease of 53.48 million baht from the previous year. The change in cash flows from Net cash flow from operating activities was 92.76 million-baht, net cash flow used in investing activities was 127.97 million baht, while net cash flow used in financing activities was 18.27 million baht.

Liquidity ratios

	<u>Unit</u>	<u>2022</u>	<u>2021</u>	<u>2020</u>
Current Ratio	Times	1.05	2.03	2.18
Quick Ratio	Times	0.88	1.98	2.14
Cash Flows Ratio	Times	0.33	0.49	0.40
Accounts Receivable Turnover	Times	7.45	7.11	5.52
Average Collection Period	Days	48	51	65
Accounts payable Turnover	Times	6.66	5.76	5
Average Payment Period	Days	54	62	69
Cash Cycle	Days	(6)	(12)	(4)

Commitment

To ensure that the subsidiaries and joint ventures have sufficient working capital, the company and company's director mortgaged the assets as follows:

- The subsidiary company's fixed deposit amount of 30 million baht has been pledged as collateral and to facilitate an overdraft and bank guarantee for one Joint Venture.
- Land and building of its current office premises, were mortgaged to bank as collateral for
 - 30-million-baht overdraft facilities for one subsidiary
 - 80-million-baht credit facilities for issuing of promissory notes, tender offer and letter of guarantee for one Joint Venture.
- The Director's fixed deposit amount of 1 million baht has been pledged as collateral and to facilitate an overdraft for one subsidiary.
- The director's Land and Building were mortgaged to bank as collateral for 10-million-baht overdraft for one subsidiary.

General and Other Important Information

Summary of Associated and Subsidiary Company

Associated Companies

Direct Response Recruitment (Thailand) Limited

Company name	: Direct Response Recruitment (Thailand) Limited
Office Address	: 88 Soi Sukhumvit 62, 3 rd intersection, Phra Khanong Tai, Phra Khanong, Bangkok
Business Type	: Recruitment Agency
Registered Share	: 2,000 registered ordinary shares of 1,000-baht par value, issue and paid up
Share Held	: Ordinary share of 980 shares which is 49% of issued and fully paid-up

Sukhumvit 62 Medical Limited

Company name	: Sukhumvit 62 Medical Limited
Office Address	: 88 Soi Sukhumvit 62, 3 rd intersection, Phra Khanong Tai, Phra Khanong, Bangkok
Business Type	: Private hospital
Registered Share	: 15,450,000 ordinary shares, par value of 100 baht issued and paid up
Share Held	: 5,000,000 ordinary shares or 32.36% of the issued shares

Joint Venture

Bangkok Writer and Partners Limited

Company name	: Bangkok Writer and Partners Limited
Office Address	: 88 Soi Sukhumvit 62, 3 rd intersection, Phra Khanong Tai, Phra Khanong, Bangkok
Business Type	: Media strategic planning and media broker and creating advertisement, special events and Public Relation
Registered Share	: 100,000 registered ordinary shares of 1,000 baht par value, issue and paid up
Share Held	: Prakrit Advertising Limited holds 42 % of issued and fully paid-up shares or 42,000 shares

Subsidiary

Prakit Advertising Limited

Company name	: Prakrit Advertising Limited
Office Address	: 88 Soi Sukhumvit 62, 3 rd intersection, Phra Khanong Tai, Phra Khanong, Bangkok
Business Type	: Media broker and creating advertisement
Registered Share	: Ordinary share 100,000 shares of 100 par value, issue and fully paid-up
Share Held	: Ordinary share 99,993 shares which is 99.993% of issued and fully paid-up

Marketing Drive Worldwide (Thailand) Limited

Company name	: Marketing Drive Worldwide (Thailand) Limited
Office Address	: 88 Soi Sukhumvit 62, 3 rd intersection, Phra Khanong Tai, Phra Khanong, Bangkok
Business Type	: Direct advertising covers special marketing activities which better reach target
Registered Share	: Ordinary share 20,000 shares of 100 baht par value, issue and fully paid-up

Share Held : Ordinary share 19,993 shares that is 99.965% of issued and fully paid-up

PRAKIT ADVERTISING CO., LTD.

Company name : PRAKIT ADVERTISING CO.,LTD.
 Office Address : (111/44B), Yodayar Street, 9 Mile, Mayangone Township, Pyay Road, Yangon, Myanmar
 Business Type : Media broker and creating advertisement, direct advertising (event) and Public Relation
 Registered Share : Ordinary share 500 shares of US 100 par value, 50% issued and fully paid-up
 Share Held : 70% of issued and fully paid-up

Other reference information

Registrar

Thailand Securities Depository Co., Ltd.
 93 SET building, Fl. 14, Rachadapisek Road, Dindaeng, Dindaeng, Bangkok 10400.
 Tel. 0-2009-9378 Fax 0-2009-9476

Auditor

Mr. Pornchai Kitti-punyangam and/or Mr. Thanakorn Fakfaipol and/or Ms. Saleela Puttjarungvong
 Bunchikij Co.,Ltd.
 87/102-103 Modern Tower Building, 9th Floor, Ekamai Soi 3, Sukhumvit 63 Rd.,
 Klongton-Nua, Wattana, Bangkok 10110
 Telephone no. (66) 2382-0414 Facsimile no. (66) 2381-5849

Legal Advisor

Mr. Siwa Tishabiramy
 Attorney Certificate No. 13357/2529
 44/86 Moo 11, Soi Charoenpattana, Tiwanont Road, Taladkwan, Mueng, Nonthaburi 11000

Other Information

- None -

Legal Cases

A subsidiary company took one of their clients to court in a case claiming an approximate amount of 8.0 million baht because of financial crisis. The two parties later on came to a compromise. Client agreed to pay on installment.

However, this subsidiary has already accrued allowance for bad debt for this client.

Director and Executive Detail





**Mr. Prakrit
Apisarnthanarax**

**Chairman
Executive Chairman**

Name

Mr. Prakrit Apisarnthanarax

Position

Chairman and Executive Chairman

Age

84 years old

Company Share Portion

9.97% of voting right common stock

Education

BA in Economics, Thammasart University

Family Relationship of Directors

Father of Mr. Apirak Apisarnthanarak
(Managing Director)

Working Experience within 5 Years

1986 – present President and Director

Prakit Holdings Plc.

Prakit & Associate Co., Ltd.

Prakit Advertising Co., Ltd.

Marketing Drive Worldwide
(Thailand) Co., Ltd.

Present Director Sukhumvit 62 Medical Co., Ltd.



Mr. Phisal Prahasdangkura

Vice Chairman

Director

Name

Mr. Phisal Prahasdangkura

Position

Vice Chairman and Director

Age

78 years old

Company Share Portion

0.15% of voting right common stock

Education

B.A. in Mass Communication

Miami College, United States of America

Family Relationship of Directors

- None -

Working Experience within 5 Years

1986 – present Vice Chairman and Director

Prakit Holdings Plc.

Prakit & Associate Co., Ltd.

Prakit Advertising Co. Ltd.

Marketing Drive Worldwide

(Thailand) Co., Ltd.



Mr. Preecha
Chaochotechuang

Director

Name

Mr. Preecha Chaochotechuang

Position

Director

Age

75 years old

Company Share Portion

0.03% of voting right common stock

Education

- B.A. in Business
Ohio College, United States of America
- Marketing Management Certification
Lausanne University, Switzerland

Family Relationship of Directors

- None -

Working Experience within 5 Years

Present Director, Prakit Holdings Plc.



Mr. Vichien
Nakintanond

Director

Name

Mr. Vichien Nakintanond

Position

Director

Age

74 years old

Company Share Portion

- None -

Education

High School, Vatrangbua School

Family Relationship of Directors

- None -

Working Experience within 5 Years

Present Director, Prakit Holdings Plc.



Dr. Pichai Charnsupharind

Independent Director
Audit Committee

Name

Dr. Pichai Charnsupharind

Position

Independent Director and Audit Committee

Age

80 years old

Company Share Portion

- None -

Education

- B.A. in Economic, Thammasart University
- Master Degree in Economics, University of the Philippines
- Ph.D. in Economics, University of the Philippines

Family Relationship of Directors

- None -

Working Experience within 5 Years

- | | |
|---------|---|
| Present | <ul style="list-style-type: none"> ● Independent Director / Audit Committee
Prakit Holdings Plc. ● Director of the Association of Economics
Thammasart University ● Consultant of The Federation
of Saving of Thailand Limited |
|---------|---|



**Dr. Sukanya
Nitungkorn**

**Independent Director
Audit Committee**

Name

Dr. Sukanya Nitungkorn

Position

Independent Director and Audit Committee

Age

80 years old

Company Share Portion

- None -

Education

- Bachelor's degree in Economic, Thammasart University
- Master Degree in Economics, Vanderbilt University
- Ph.D. in Economics, Southern Methodist University

Family Relationship of Directors

- None -

Working Experience within 5 Years

- | | |
|---------|---|
| Present | <ul style="list-style-type: none"> ● Independent Director / Audit Committee
Prakit Holdings Plc. ● Special Lecturer, Faculty of Economics
Thammasart University |
|---------|---|



**Mr. Bhawat
Yupabhorn**

**Independent Director
Audit Committee**

Name

Mr. Bhawat Yupabhorn

Position

Independent Director and Audit Committee

Age

51 years old

Company Share Portion

- None -

Education

- Bachelor's degree in Accounting, Thammasat University
- Bachelor's degree in Law, Chulalongkorn University
- Master's degree in Economics (Coursework), Thammasat University
- Master of Science, IT in Business, Accounting Information System – AIS, Chulalongkorn University (Scholarship from the office Securities and Exchange Commission)

Family Relationship of Directors

- None -

Working Experience within 5 Years

- | | |
|----------------|---|
| 2015 - 2019 | Director/Independent Director/Chairman of the Audit Committee and Member of the Nomination and Remuneration Committee, Fragrant Property Plc. |
| 2015 - 2017 | Chairman of the Working Group of the Vocational Testing Center Federation of Accounting Professions |
| 2017 - 2018 | Consultant, Seri Manop & Doyle Ltd. |
| 2018 - 2020 | Deputy Chief Executive Officer Chief Auditor (CAE), General Beverage Co., Ltd. |
| 2021 - Present | Director/ Independent Director/ Member of the Audit Committee and Chairman of Risk Management, Genesis Fertility Center Co., Ltd. |
| 2021 - Present | Executive Director, Finstable Co., Ltd. |
| 2021 - Present | TFAC Academy Working Group, Federation of Accounting Professions under the Royal Patronage of His Majesty the King |



**Mr. Apirak
Apisarnthanarak**

**Director
Managing Director**

Name

Mr. Apirak Apisarnthanarak

Position

Director and Managing Director

Age

51 years old

Company Share Portion

6.16% of voting right common stock

Education

- BBA in Marketing and Management
of Information System, Southern Methodist University
- MBA
The University of North Carolina, Chapel Hill, USA

Family Relationship of Directors

the Chairman's son

Working Experience within 5 Years

- | | |
|---------|---|
| Present | <ul style="list-style-type: none"> ● Managing Director
Prakit Holdings Plc. ● Director
Marketing Drive Worldwide
(Thailand) Ltd. ● Managing Director
Prakit Advertising Co., Ltd. ● Director
Sukhumvit 62 Medical Co., Ltd. |
|---------|---|



Ms. Wichuda Grairithikul

Executive

Position

Chief Finance officer, Company Secretary
and Audit Committee Secretary

Age

64 years old

Company Share Portion

1.06% of voting right common stock

Education

- B.A.in Accounting, Thammasart University
- Master degree in Accounting, Thammasart University

Family Relationship of Directors

- None -

Working Experience within 5 Years

1999 – present Chief Financial Officer, Company
Secretary
and Audit Committee Secretary
Prakit Holdings Plc.



Mrs. Siriorn Chernpipat

Executive

Position

Executive Media Director

Age

59 years old

Company Share Portion

- None -

Education

B.A.in Mass Communication
Thammasart University

Family Relationship of Directors

- None -

Working Experience within 5 Years

1993 – present Executive Media Director
Prakit Holdings Plc.

Corporate Governance

Corporate Governance Policy

Corporate Governance Overview

The Company values the good corporate governance as a basis of its business operation. The performance of the Board of Directors complies with the best practice guidelines of the Stock Exchange of Thailand. The Board is aware of its roles, duties and responsibilities and that it must utilize knowledge, skills and experience to benefit the business, with business ethics in mind. Their performance must comply with the law, objectives, regulations of the company, resolution of the shareholders' meeting with honesty, caution. They also must be protective of the Company's benefit and be responsible to the shareholders.

The Company established the corporate governance and ethics policy in written form and disclosed them on the Company's website.

Policy and Practice Regarding the Board

1. Board Structure

- The Board of Directors consists of directors with various qualifications: gender, skills, experiences, knowledge and abilities that are beneficial to the Company, and with independence.
- The number of independent directors is not less than one-third of the total number of directors.
- Company directors have a tenure of 3 years each. The directors retiring by rotation may be re-elected as a director.
- The Chairman of the Board is not the Managing Director of the Company.

- A director can hold a position in no more than 5 other listed companies to ensure that the directors are able to devote sufficient time and efficiency to perform their duties for the Company.

2. Independent Director

Independent directors must have sufficient knowledge and skills suitable for the business of the Company. They must adhere to fairness, be able to express opinions on the work of the management independently and be able to counterbalance the decision-making of the Board of Directors to protect the interests of the Company and its shareholders. Qualifications of persons who will be elected as independent directors of the Company are in accordance with the rules and regulations of the Securities and Exchange Commission (SEC) and the Stock Exchange of Thailand.

3. Sub-Committee

The Board of Directors has appointed sub-committees for good corporate governance. The sub-committees consist of the Audit Committee and the Corporate Social Responsibility and Sustainable Development Committee

4. Roles, Duties and Responsibilities of the Board

Determine and review the company's vision and mission, monitor business direction, consider and approve matters related to the company's operations, supervise the management of the business based on ethics and good corporate governance and dedicate

sufficient time to perform duties with responsibility and caution.

5. Board of Directors Meeting

- Board meetings are scheduled regularly, dividing into quarterly meetings 4 times a year and other meetings as necessary, not less than 3 times a year.
- Agenda for the meeting is clearly set in advance and there is an agenda for monitoring the performance on a regular basis.
- The company secretary arranges the meeting invitation letter with the meeting agenda and supporting documents 7 days in advance of the meeting.
- The company secretary informs the directors of the schedule of the annual board meetings in advance. The quarterly meeting will inform the annual meeting schedule in advance. Other meeting agendas will be informed at least 2 weeks in advance.
- In passing a resolution, at least two-thirds of the total number of directors must be present in the meeting.

6. Board Performance Evaluation

The annual performance evaluation of the entire board is organized once a year. The Board of Directors evaluation form has the following main evaluation criteria: 1) qualifications and structure of the Board, 2) efficiency in board meetings, 3) roles, duties and responsibilities of the Board, and 4) other matters. The Board of Directors shall consider the evaluation result to improve the performance.

7. Director Remuneration

- Remuneration of the Board and executives will be considered by comparing with other businesses similar to the business of the Company in order to allow people with professional knowledge to work for the Company for a long time.
- Remuneration of the Managing Director and top executives is in accordance with the principles and policies set by the Board of Directors.
- Remuneration for directors to non-executive directors who do not receive salaries in executive positions are considered based on the responsibilities of the Board and proposed to the Annual General Meeting of Shareholders for approval.

8. Director Development

The Company has a policy to promote knowledge and develop skills for its directors and executives. It provides internal training and encourages them to attend training courses from external organizations necessary for the performance. It also provides orientation for new directors. By about the regulations, code of conduct, good management of the company, nature of business, including other necessary information.

Policy and Practice Regarding the Stakeholders

1. Rights of Shareholder

The company ensures that shareholders are informed of the criteria, methods for attending the meeting and sufficient information prior to the meeting, gives shareholders the opportunity to propose agenda in advance, ask questions and express their opinions at the meeting. It also discloses shareholder

meeting minutes on its website within 14 days after the meeting.

2. Equitable Treatment of Shareholders

- Allows shareholders to propose meeting agendas and nominate candidates for election as directors in advance of the shareholders' meeting date, according to the rules and timeframe specified by the Company, which are published on the Company's website.
- Provides foreign shareholders the right to access information and participate by making news, announcements and important information which must be disclosed to shareholders in English.
- Refrain from adding agendas to shareholders' meetings or changing important information without notifying shareholders in advance.

3. Roles towards Stakeholder

The company has established a policy on the treatment of each stakeholder group of the company with responsibility and fairness as the code of business ethics to promote cooperation between each other and create sustainable business performance of the company, including establishing a process and communication channels for receiving opinions and complaints from all stakeholders.

4. Disclosure and Transparency

The Company requires that important information relating to the Company be accurately, completely and transparently disclosed via the Stock Exchange of Thailand. The Chairman, Managing Director and Company Secretary are assigned to disclose information stakeholders. The Company provides analysts and investors the

opportunity to meet with the company's management by appointment.

5. Anti-Corruption

The company has a policy not to tolerate, support, or be involved in corruption directly or indirectly. Directors, executives and staff are prohibited to accept or support or take part in any corruption acts. Giving or receiving gifts cost more than 3,000 baht per time per person is prohibited. The Company has measures for fraud reporting and provides knowledge about anti-corruption to the employees. It also arranges the risk assessment on corruption, separately from other risk factors. The internal audit is responsible for auditing, assessing, and reporting the result to the Audit Committee and Board of Director.

Ethics

To comply with the vision and goals of creating value and sustainable growth together with all stakeholder, the Company values and encourages good attitude and operating with responsibility and ethics by establishing a code of conduct in order to operate on an ethical and transparent basis, strictly complying with relevant laws and regulations. All directors, executives and employees are obligated to comply with the Company's business ethics. The ethics is divided into 5 categories as follows:

1. Business Transparency and Ethics
2. Anti-Corruption
3. Conflict of Interest
4. Data and Inside Information Confidentiality
5. Responsibility towards Stakeholders

The Company sets written guidelines for employees and communicates to employees since they start working with the company. The principles and

guidelines cover how to perform and behave towards colleagues, customers, partners and other related persons based on ethics. The Company also provides procedures and channels for notifying clues and complaints of employees, all stakeholders and third parties in case of suspected illegal, corrupt or unethical acts. Procedures for receiving complaints and protection measures for whistleblowers are as follow:

Whistle Blowing Channel

1. Send complaints via the Secretary of Audit Committee at ac@prakit.com or Tel: 027153000
2. Report to the supervisor and/or Human Resource Consultant via e-mail: info@prakit.com
3. Report directly to the Audit Committee by sending a mail to 88 Sukhumvit 62 section 3, Phra Khanong Tai, Phra Khanong, Bangkok 10260.
4. Report via a comment box, which is moderated by the Human Resource Consultant

Complaint receiving process

1. After receiving the complaint, the person entitled will report to the Audit Committee.
2. The person entitled by the Audit committee conducts the investigation within 7 days.
3. After finishing the investigation and fixing the problem, the results will be announced to the whistle blower, both the employees and other people, within 15 days. If the whistle blower is not satisfied with the result and solution, the whistle blower can appeal to the Audit Committee.


Whistle blower protection

The Company must keep the whistle blower's information confidential. In case the whistle blower is the victim, the Company will investigate and relieve the damage using fair and appropriate

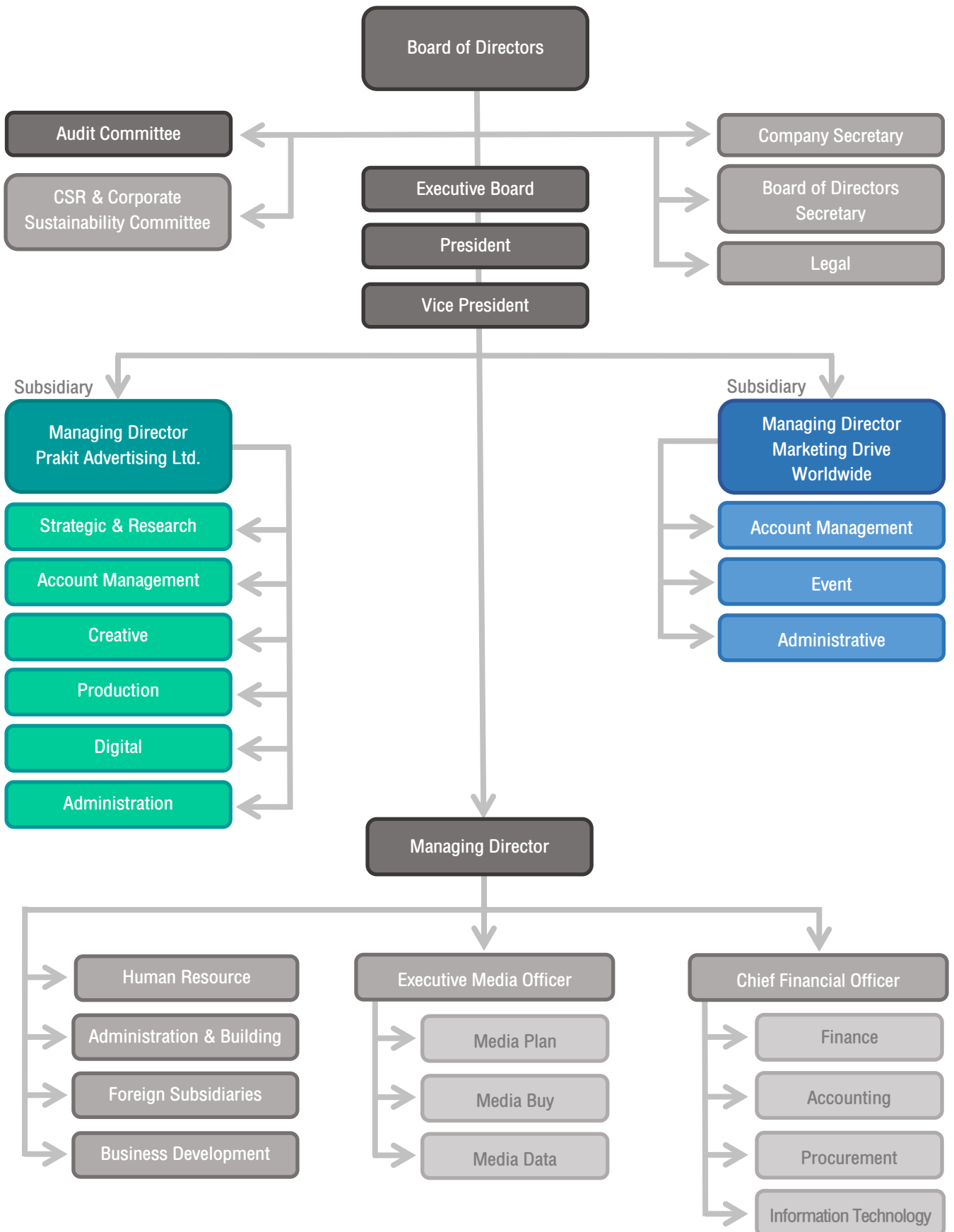
procedures. The Company ensures that the complaints will not be the reason for the whistle blower to be terminated from employment, punished, or any other harmful actions.

Major Changes and Developments in Policies, Practices and Corporate Governance Systems

In 2022, the Company reviewed the corporate governance policy. The current policy still covers important issues that affect the Company's business on the good corporate governance basis. The Company has focused on communicating policies and best practices to employees for better acknowledgment and awareness, such as making PR materials and posted them on PR boards, elevators within the office and via e-mail



Corporate Governance Structure Chart



Director Information

Company's Directors come from various directions. Executive Directors have long time experience with the Company's business whereas External Directors are specialist of art and marketing to support the operation of Executive Board. Independent Directors are Audit Committee who control and audit performance of the Executive Board, which is a combination of committee and non-committee specialists to ensure that everything is in accordance with Company's policy.

Composition of the Board of Directors

Total Directors	8	persons
Executive Directors	4	persons
Non-Executive Directors	1	persons
Independent Directors	3	persons

The Board of Directors of Prakit Holdings Public Company Limited as of December 31, 2022 consists of 8 directors:

Director's Name			Position	Date of Appointment	Term as Director
1.	Mr. Prakit	Apisarnthanarax	President	28 December 1992	31 years
2.	Mr. Phisal	Prahasdangkura	Vice President/Director	28 December 1992	31 years
3.	Mr. Pheecha	Chaochotechuang	Director	28 December 1992	31 years
4.	Mr. Apirak	Apisarnthanarak	Managing Director/Director	24 April 2008	15 years
5.	Mr. Vichien	Nakintanond	Director	28 December 1992	31 years
6.	Dr. Pichai	Charnsupharindr	Independent Director/Audit Committee	25 April 2005	18 years
7.	Ms. Sukanya	Nitungkorn	Independent Director/Audit Committee	10 May 2021	2 years
8.	Mr. Bhawat	Yupabhorn	Independent Director/Audit Committee	25 April 2022	1 years

The Company authorized directors

The signatory Directors consist of Mr. Prakit Apisarnthanarax co-signs with Mr. Phisal Prahasdangkura or Mr. Pheecha Chaochotechuang or Mr. Apirak Apisarnthanarak with the Company seal. There is no restriction on the authority of Directors.

Duties and Responsibilities

The authority of Directors is defining policy, directing the operation in accord with policy within the rules and regulations of the Company, related rules of law as well as the resolutions of the shareholders meeting. Authority of the Company's policy are:

1. Establish and review the Company's vision and mission and ensure the operation is in compliance with the vision.
2. Consider the annual budget and quarterly result of the Company and group of companies
3. Consider the investment in new projects, acquisition and disposition of assets.
4. Consider and approve salary adjustment, bonus for the management and staff.
5. Consider the appointment and end of Directors, audit committee, company's secretary, subcommittee, subsidiary company's Directors

and executive management as well as defining the Directors' remuneration.

6. Consider and set the annual general meeting of shareholders date, agenda and interim dividend payment.
7. Direct governance and management with integrity, good morals, follow the Company's rules and regulations, related rules of law and the regulations of the Stock Exchange of Thailand and Securities and Exchange Commission.

Sub-Committee Information

Audit Committee

The Audit Committee consists of 3 independent directors appointed by The Company's Board of Directors 2/2022 on February 24, 2021 each for a 3-year term. All of the Audit Committee are independent directors. As of December 31, 2022, the Audit Committee consists of:

1. Dr. Pichai Charnsuparindr:
Audit Committee Chairman
2. Ms. Sukanya Nitungkorn:
Audit Committee Member
3. Mr. Bhawat Yupabhorn: Audit Committee
Member with financial and accounting
Knowledge
4. Ms. Wichuda Grairithikul:
Audit Committee Secretary

Duties and Responsibilities

Audit Committees will report the following duties and responsibility to the Company's Board of Directors.

1. Review and ensure that the company's financial disclosure is accurate and sufficient.

2. Ensure that the company has appropriate and effective internal control and internal audit systems. Select and nominate the head of internal audit unit and/or external internal audit company. Participate the meeting with the internal audit unit at least 4 times yearly.
3. Monitor that the company complies with the Securities and Exchange Acts, regulation of the SET, and any related business laws.
4. Consider, select, nominate, terminate employment, propose audit fee and have meetings with the Company's auditors at least once a year.
5. Consider that the company complies with all connected transaction disclosures or the conflict-of-interest disclosures and propose to the Board for consideration.
6. Consider the corruption risk assessment results from the internal audit and report to the Board of Directors.
7. Carry out the assignment from the Board of Directors, which is agreed upon by the Audit Committee.

Sustainability Development Committee

The Company's Managing Director is the chairman of the committee. The members of this committee consist of representatives from various departments of the Company and its group companies as follows:

- Account Management Senior Director
- Strategic and Research Senior Director
- A Representative from Human Resources Department
- A Representative from Accounting and Finance

- A representative from the Company Secretary team as the secretary of the committee.

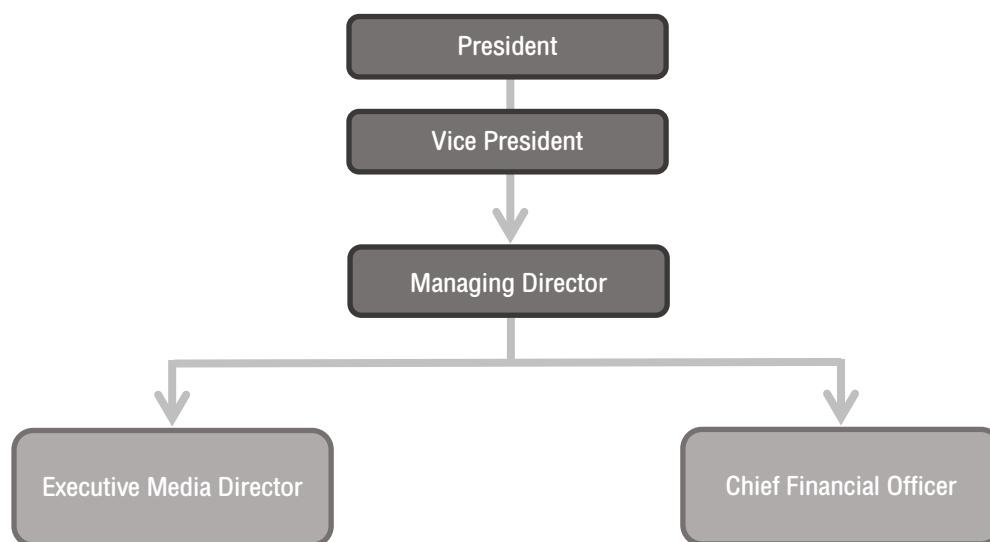
As of December 31, 2022, the committee consists of 3 Executive Director level staffs

1. Mr. Apirak Apisantharak Sustainability Development Committee Chairman
2. Ms. Nutrapee Boonyapuk Sustainability Development Committee Member
3. Ms. Sivaporn Majaroen Sustainability Development Committee Member

Duties and Responsibilities

1. Create quality products according to good governance for sustainable growth.
2. Plan the development of the employees to lead to the sustainability of the organization.
3. Schedule social responsibility activities.
4. Encourage all stakeholders to participate in anti-corruption.

Executive Information



As of December 31, 2022, Executive Management was the management team of the Company and consisted of 5 members as follows:

1. Mr. Prakit Apisantharak Executive President
2. Mr. Phisal Prahasdangkura Executive Vice President
3. Mr. Apirak Apisantharak Managing Director
4. Mrs. Siri-orn Chempipat Executive Media Director
5. Ms. Wichuda Grairithikul Chief Finance Officer

Duties and Responsibilities

1. Follow up policy defined by the Company Board of Directors by setting operational plans accordingly.
2. Prepare operational plan and annual budget to propose to the Board of Directors.
3. Conduct and propose investment project to the Board of Directors.
4. Report the Company's performance results to the Audit Committee and Board of Directors.
5. Carry on other tasks assigned by the Board of Directors.

Executive Management of the Subsidiary

Prakit Advertising Company Limited

1. Mr. Apirak Apisarnthanarak
Managing Director
2. Mrs. Siri-orn Chernpipat
Executive Media Director
3. Ms. Wichuda Grairithikul
4. Chief Finance officer
5. Mr. Korsak Chotirak
General Manager
6. Mr. Kittiphan Palmoke
Creative Senior Director
7. Mr. Denko Thatchaichawalit
Creative Senior Director
8. Ms. Sivaporn Majaroen
Strategic and Research Senior Director
9. Mr. Thanun Anurakjunyong
Account Management Senior Director
10. Ms. Nutrapee Boonyapuk
Account Management Senior Director
11. Ms. DuangjaiTungyingcharoen
Account Management Senior Director
12. Mr. Veerakard Prahasdangkura
Digital Senior Director

Remuneration for Directors and Management

The Company takes into consideration remuneration paid in similar types of business to pay for Company's Directors and Management. This is meant to draw highly qualified professionals to join for a long period of time. The Company's director remuneration payment policy is as follows:

1. Pay remuneration according to the duties assigned.
2. Not paying directors' remuneration to directors who are employees and receive regular salary.
3. Pay remuneration to independent directors in the form of meeting allowances according to the number of times they attend the meeting. The Company takes into consideration remuneration paid in similar types of business to pay for Company's Directors and Management. This is meant to draw highly qualified professionals to join for a long period of time. The Company's director remuneration payment policy is as follows:

1. Pay remuneration according to the duties assigned.
2. Not paying directors' remuneration to directors who are employees and receive regular salary.
3. Pay remuneration to independent directors in the form of meeting allowances according to the number of times they attend the meeting.

The remuneration consists of 1) monetary compensation and 2) other compensation such as group accident insurance and medical expenses.

As at December 31, 2021, the Company Directors consisted of:

1. The Board of Directors of 8 members:

Executive Directors	4 persons
External Directors	1 persons
Independent Director	3 persons
2. Audit Committee of 3 members:

Independent Committee	3 persons
-----------------------	-----------
3. Executive Management of 5 members:

Company's Director	3 persons
Non-Company's Director	2 persons

Human Resource Information

As at December 31, 2022, staff of the Company and subsidiary are as follow:

Department	Company	Subsidiaries
Management	4	10
Media	51	5
Account team/Creative/Strategic planning/Production	8	79
Administration	41	25
Total	104	119

The remuneration as salary, bonus, provident fund and social insurance contribution of 2022 totaled:

Company	Subsidiaries
68,343,150	78,762,383
baht	baht

Provident Fund Participation

	Number of Employees Participating Provident Fund	Proportion of employees participating in provident funds to total employees
Company	69	66%
Subsidiaries	66	55%

Other Information

Chief Financial Officer

Ms. Wichuda Krairittikul is directly responsible for supervising the accounting

Note: Ms. Wichuda Krairittikul resigned on January 3, 2023.

Company Secretary

The Board of Directors has appointed Ms. Wichuda Krairittikul to be the company secretary. The details of the company secretary appear on page 42

Note: Ms. Wichuda Krairittikul resigned on January 3, 2023.

Internal Audit

Prakit Group has appointed Thirty-Four Audit Co., Ltd. to perform the duties of the Company's internal auditors. Thirty-four Audit Office Co., Ltd. has assigned Dr. Thanadol Raksapol to be the main

person responsible for performing the duties of the company's internal auditor. Details of the internal auditors are in Attachment 3.

Remuneration of The Audit

In 2022, The Company and Subsidiaries paid Bunchi-Kij Company Limited as follows:

Remuneration for auditing at 1,567,000 baht

Other services: - none -

Shareholders and Investor Relations

The Company has assigned Ms. Wichuda Krairittikul, Company Secretary, to answer questions from shareholders and investors. with the following communication channels:

E-mail: info@prakit.com or Phone: 02715300

Report on Performance in Corporate Governance

Summary of performance of the Board of Directors in the past year

Appointment of Board of Directors and Executive

The Company has not appointed the Appointment Committee. Director of the company will be determined by the board of Directors for qualification, competence and experience beneficial to the Company including not prohibit by Public Limited Company ACT and The Securities and Exchange Act B.E. 2535. Then, the names shall be proposed to the Shareholder's meeting for the appointment. For appointment policy for independent directors, the Company stipulates the qualifications of Independent Directors as follows:

Criteria for independent director nomination

1. Must hold no more than 1 % of all voting share in the Company, its subsidiaries, affiliates or others which may cause a conflict of interests, which is inclusive of shareholding of one relating to the Independent Director
2. The Director must not or never be part of the management, employee, consultant with regular salary nor with controlling authority over the Company, its subsidiaries, affiliates or others which may cause a conflict of interests for at least two years.
3. Must not be related, in anyway, to Executives, major shareholders who has controlling authority or a nominee for Executive or a person who has controlling authority over the Company or its subsidiaries.
4. Must have no business relation with the Company, affiliates or others which may cause a conflict of interests that could lead to the lack of independent judgement. Must not be major shareholders, director or management of the partners of the Company, its subsidiaries, affiliates or others which may cause conflict of interests for at least two years.
5. Must not be external auditor of the Company, its subsidiaries, affiliates or others which may cause conflict of interest. And must not be major shareholders, directors or partner of Auditor Company which audit the Company, its subsidiaries, affiliates or others which may cause a conflict of interest for at least two years.
6. Must not or never be the company of professional services including legal consultant or financial consultant which earn service fee of more than two million baht per year from the Company, its subsidiaries, affiliates or others which may cause a conflict of interest and must not be major shareholders, directors or partner of the Company providing these professional services for at least two years.
7. The Director must not be appointed to represent the Company's director, major shareholders nor shareholders related to Company's major shareholders.
8. Must not have any characteristic causing incapability to make independent comment on the Company's operation.

Training and Education for Director

In 2022, there were a Director and Executives attending a course and seminar.

Director and Executive	Position	Course and Seminar
Mr. Apirak Apisarnthanarak	Managing Director	Telehealth: Strategy, Implementation and Optimization (Stanford University, Stanford Center for Health Education)
Miss Wichuda Grairithikul	Chief Finance Officer	<ul style="list-style-type: none"> Accounting for income and expenses, affecting the calculation of net profit. Update Thai Financial Reporting Standard TFRS for NPAs (effective January 1, 2023)

Board Meeting

Director's Name	Attendance
1. Mr. Prakrit Apisarnthanarak	12/12
2. Mr. Phisal Prahasdangkura	12/12
3. Mr. Pheecha Chaochotechuang	12/12
4. Mr. Apirak Apisarnthanarak	12/12
5. Mr. Vichien Nakintanond	12/12
6. Dr. Pichai Charnsupharindr	4/12
7. Dr. Sukanya Nitungkorn	4/12
8. Mr. Bhawat Yupabhorn	3/12

In 2022, the non-executive directors had a meeting without the management 1 time

Remuneration for Directors

In 2022, total director remuneration was as follows:

Company

Cash Remuneration

Director's Name	Remuneration and Meeting Allowance
1. Mr. Phisal Prahasdangkura	1,200,000
2. Mr. Pheecha Chaochotechuang	1,440,000
3. Mr. Vichien Nakintanond	720,000
4. Dr. Pichai Charnsupharindr	70,000
5. Dr. Sukanya Nitungkorn	70,000
6. Mr. Thitawat Asaves	40,000
7. Mr. Bhawat Yupabhorn	60,000

Other Benefits

Group Accident Insurance and Medical Expense totally 230,822 baht. Moreover, Company paid the remuneration to Directors who were Executive Management and Executive Management Member as salary, bonus and other benefits was 15,234,970.32 baht.

Subsidiaries

Subsidiary Companies did not pay to Director in cash or other benefits for the position of Directors. Subsidiary Companies paid the remuneration to Director who was Executive Management and Executive Management Member as salary, bonus and other benefits was 23,290,280 baht.

Subsidiary Companies paid meeting allowance, 10,000 baht per time, to the Directors and Executives participating the Subsidiary Companies' Board meeting and Executive meeting.

Directing the operation of subsidiary and associated companies

Policy of the Company is that the Board of Directors appoints or selects qualified persons to be Directors and Executives of subsidiaries to take best care of the Company's investment.

The Board of subsidiary company appoints the Managing Director and senior Executives to define the operational policy for maximum benefits of the subsidiaries.

Directors of the Company define policy for subsidiary companies. The appointed Directors and Executives hold the authority to make decision in the line of business operation except for the cases which require approval from the Company's Board of Directors.

Compliance with CG Policies and Guidelines

The company is aware of the importance of conducting business on the basis of good corporate governance. These policies and guidelines have been established in the corporate governance policy and business ethics of the company and encouraged and monitored for regular practice.

Last year, the company has followed up to ensure compliance with the good corporate governance

policy, covering the issues of 1) employee care 2) data security 3) responsible treatment of stakeholders, and has followed up to achieve compliance with good corporate governance in 4 other issues as follows:

1) Prevention of conflicts of interest

The company has set a policy for directors and executives to report their own interests and related persons since the first time they become directors and executives of the company and when there is a change. Employees should not have financial interests and any other benefits with customers or business partners.

Last year, no director, executives and employees violate the conflicts of interest prevention policy.

2) Using inside information

The Company has established a policy to prevent the use of insider information to seek benefits to prevent the use of information to trade the Company's securities. The Company prohibits directors, executives and related persons from using inside information that has not yet been disclosed to the public to trade, transfer or receive the transfer of the Company's securities, or use confidential and inside information without permission from the Company. The Company's directors and senior executives are responsible for reporting to the Company whenever there is a change in their securities holdings.

Last year, no director Executives and employees violate the policy to prevent the use of insider information to seek benefits.

3) Anti-Corruption

The Company has established anti-corruption policies and procedures. The Audit Committee is

responsible for overseeing the internal control system to ensure that the Company's operations comply with the anti-corruption policy.

Last past year, the Company provided knowledge and raised awareness about anti-corruption among employees by making public relations media in public areas of the office from August to December. The purpose is for employees to have the same understanding and compliance with the anti-corruption guidelines and policies.

In addition, the Audit Committee has reviewed the adequacy of the Company's internal control system. It was found that the internal control system was adequate, appropriate and without significant flaws that could lead to corruption. The Audit Committee has emphasized that the management department supervises, discusses and communicates with employees to follow good practices.

4) Whistle Blowing

The company provides a channel for complaints of employees, all stakeholders and outsiders through e-mail, telephone and e-mail. The Audit Committee, which is independent from the management, considers and has the secretary of the Audit Committee screening clues and complaints. No whistleblowers or complaints were found last year.

Summary of performance of the Audit Committee in the past year

In 2022, the Audit Committee held 4 meeting attended by the following:

	Director's Name		Attendance
1.	Dr. Pichai	Charnsupharindr	4/4
2.	Dr. Sukanya	Nitungkorn	4/4
3.	Mr. Thitawat*	Asaves	1/4
4.	Mr. Bhawat**	Yupabhorn	3/4

Mr. Bhawat Yupabhorn is the audit committee director with adequate financial knowledge and experience to review and prove opinion to the financial statement.

*Mr. Thitawat Asaves resigned on June 1, 2022

**Mr. Bhawat Yupabhorn was appointed as Audit Committee Director on May 12, 2022

In 2022, The Audit Committee joined the meeting with the auditors twice and with the internal audit company 4 times.

The details about the performance of the Audit Committee are in Attachment 4 "Audit Committee Report"

Summary of performance of the Sub-Committee

Sustainable Development Committee

In 2022, the Sustainable Development Committee held 4 meeting attended by the following:

	Director's Name		Attendance
1.	Mr. Apirak	Apisarnthanarak	4/4
2.	Ms. Nutrapee	Boonyapuk	4/4
3.	Ms. Sivaporn	Majaroen	4/4

In 2022, the Corporate Sustainable Development Committee has performed its assigned duties. The Committee acknowledged the results of corporate social responsibility and sustainable development activities, discussed guidelines and organized activities in accordance with the sustainable development strategy by focusing on the development of knowledge and competency of employees and knowledge sharing in the partner network to study and create new innovations in the product creation process.

Internal Control and Related Transaction

Internal Control

The Board of Directors, the Audit Committee and the Executive Management reviewed internal controlling system on accounting, finance and the adequacy of the Organization control system as well as appraise, risk management policy and information technology system and agreed that internal control was adequate and effective for the type of business. The Board of Directors and the Audit Committee agree that the Company's internal control system is adequate and appropriate. The company has allocated sufficient personnel to carry out internal control effectively, able to protect the company's assets from being used by directors or executives wrongfully or without authority, including transactions with individuals that may have conflicts and connected persons.

The Board of Directors has hired an internal audit firm since 2016. There are many developments in

our organization to improve our internal control and reduce risk which may occur in some department.

Head of Internal Control

The Audit Committee has appointed Thirty-Four Audit Co., Ltd. to perform the duties of the Company's internal auditors. Thirty-four Audit Office Co., Ltd. has assigned Dr. Thanadol Raksapol to be the main person responsible for performing the duties of the company's internal auditor.

The Board of Directors has considered the qualifications of the Office of Thirty-Four Audit Co., Ltd. and Dr. Thanadol Raksaphon and found that they have qualifications, knowledge, experience and independence that are suitable for performing their duties.

In this regard, the appointment, removal and transfer of the person in charge of internal audit must be approved by the Audit Committee.

Related Transaction

The Company has transactions with related companies by way of having common share holdings and/or directors and/or company managements as described below:

Rental income

Reason: The Company charges office rental per used space based on the rate charged to other tenants

Relationship	Company	Amount (thousand baht)		
		2022	2021	2020
Subsidiaries	• Prakit Advertising Ltd.	3,516	3,516	3,633
	• Marketing Drive Worldwide (Thailand)Ltd.	480	480	480
Joint Venture	• Bangkok Writer & Partners Ltd.	360	360	360
Related Company	• Double P Marketing Communication Ltd.	480	600	600
	• 62 Content & Design Ltd.	54	54	54
Total		4,890	5,010	5,127

Management Income

Reason: The Company has agreement with subsidiaries, joint venture, and related companies for management service. This was due to the fact that these companies are not specialists in some areas of expertise

Relationship	Company	Amount (thousand baht)		
		2022	2021	2020
Subsidiaries	• Prakrit Advertising Ltd.	1,490	1,730	1,780
	• Marketing Drive Worldwide (Thailand)Ltd.	384	384	384
Joint Venture	• Sukhumvit 62 Medical Ltd.	130	-	-
	• Bangkok Writer & Partners Ltd.	1,800	1,800	1,800
Related Company	• 62 Content & Design Ltd. (Executive of the Company listed as Director and Shareholder)	60	60	60
Total		3,864	3,974	4,024

Income from other services, Water / Electricity bill

Reason: The Company has agreed with subsidiaries, joint venture and related companies to charge these expenses based on estimated “use” units.

Relationship	Company	Amount (thousand baht)		
		2022	2021	2020
Subsidiaries	• Prakrit Advertising Ltd.	569	526	608
	• Marketing Drive Worldwide (Thailand)Ltd.	96	96	96
Joint Venture	• Sukhumvit 62 Medical Ltd.	129	121	-
	• Bangkok Writer & Partners Ltd.	86	71	88
Related Company	• Double P Marketing Communication Ltd.	104	91	129
	• 62 Content & Design Ltd.	16	16	16
Total		1,000	921	937

Commission Income

Reason: The Subsidiaries provide creative work and marketing service to the subsidiaries, joint venture and related companies as the Company can purchase media at more advantageous rates.

Relationship	Company	Amount (thousand baht)		
		2022	2021	2020
Subsidiaries	• Prakit Advertising Ltd.	3,806	6,173	5,658
	• Marketing Drive Worldwide (Thailand)Ltd.	20	-	-
	• Prakit Advertising Ltd. (Myanmar)	-	-	204
Joint Venture	• Sukhumvit 62 Medical Ltd.	699	16	-
	• Bangkok Writer & Partners Ltd.	511	107	553
Related Company	• Double P Marketing Communication Ltd.	160	1,635	908
	• Draft Advertising Co., Ltd. (Cambodia)	226	45	313
Total		5,422	7,976	7,636

Cost of Rendering of Service

Reason: The Subsidiary and related companies provide creative work and marketing service to the Company at market rate. The Company has no specialists in this area of work.

Relationship	Company	Amount (thousand baht)		
		2022	2021	2020
Subsidiaries	• Prakit Advertising Ltd.	3,764	3,530	1,159
	• Marketing Drive Worldwide (Thailand)Ltd.	-	-	-
	• Prakit Advertising Ltd. (Myanmar)	-	2	-
Joint Venture	• Sukhumvit 62 Medical Ltd.	193	-	-
	• Bangkok Writer & Partners Ltd.	1,500	-	-
Related Company	• 62 Content & Design Ltd.	3,472	387	336
Total		8,929	3,919	1,495

Dividend Income

Reason: Dividend payment from investment in subsidiaries.

Relationship	Company	Amount (thousand baht)		
		2022	2021	2020
บริษัทย่อย	• Prakit Advertising Ltd.	9,999	4,999	4,999
	• Marketing Drive Worldwide (Thailand)Ltd.	1,999	1,999	1,999
	• Prakit/FCB Cambodia Co., Ltd.	-	-	-
Total		11,998	6,998	6,998

The above-mentioned related transactions are the normal transactions among the Company, subsidiaries, joint venture and related companies. These shared resources allow our group to maximize profit which enables the Company to pay higher dividends to the shareholders.

In case of future related transactions, the Company still complies with general trading conduct and related law and regulations. The Board of Directors consistently reports the transaction to the Audit Committee.

The Company has guaranteed overdraft facilities and short-term loans for subsidiaries and joint venture as follows:

- Land and building of its current office premises, were mortgaged to bank as collateral for:
 - 30 million baht overdraft facilities for one subsidiary.
 - 80 million baht credit facilities for issuing of promissory notes, tender offer and letter of guarantee for one Joint Venture.
- The subsidiary company's fixed deposit been pledged as collateral and to facilitate bank guarantee in the amount of 7.5 million baht for one Joint Venture.

The above-mentioned collateral was to ensure the subsidiary and joint venture have sufficient working capital.

Prakit Holdings Public Company Limited
and its Subsidiaries
Financial Statements
and Independent Auditor's Report
1 January 2022 to 31 December 2022

Independent Auditor's Report

To the Shareholders and the Board of Directors of Prakit Holdings Public Company Limited

Opinion

I have audited the consolidated financial statements of Prakit Holdings Public Company Limited and its subsidiaries (the Group) and the separate financial statements of Prakit Holdings Public Company Limited (the Company), which comprise the consolidated and separate statements of financial position as at 31 December 2022, and the related consolidated and separate statements of comprehensive income, changes in equity and cash flows for the year then ended, and notes to the financial statements, including a summary of significant accounting policies.

In my opinion, the accompanying consolidated and separate financial statements present fairly, in all material respects, the consolidated financial position of Prakit Holdings Public Company Limited and its subsidiaries and the separate financial position of Prakit Holdings Public Company Limited as at 31 December 2022, and the related consolidated and separate financial performance and cash flows for the year then ended in accordance with Thai Financial Reporting Standards.

Basis for Opinion

I conducted my audit in accordance with Thai Standards on Auditing. My responsibilities under those standards are further described in the Auditor's Responsibilities for the Audit of the Consolidated and Separate Financial Statements section of my report. I am independent of the Group and the Company in accordance with Code of Ethics for Professional Accountants including Independence Standards issued by the Federation of Accounting Professions (Code of Ethics for Professional Accountants) that are relevant to my audit of the consolidated and separate financial statements, and I have fulfilled my other ethical responsibilities in accordance with the Code of Ethics for Professional Accountants. I believe that the audit evidence I have obtained is sufficient and appropriate to provide a basis for my opinion.

Key Audit Matters

Key audit matters are those matters that, in my professional judgment, were of most significance in my audit of the consolidated and separate financial statements of the current period. These matters were addressed in the context of my audit of the consolidated and separate financial statements as a whole, and in forming my opinion thereon, and I do not provide a separate opinion on these matters.

Key audit matter	How the matter was addressed
<p>Commission income on media agency service</p> <p>For the year ended 31 December 2022, the Group and the Company earns commission income from media agency service amounting to Baht 111 million in the consolidated financial statements and Baht 86 million in the separate financial statements. The commission income is recognized when the advertisement of client is broadcasted through media and based on commission rate, discount rate and media costs. Accordingly, the timing of revenue recognition and measurement of the commission income is a significant risk of misstatement which might materially affect the financial statements of the Group and the Company.</p>	<p>The key audit procedures included, but not limited to, the followings:</p> <ul style="list-style-type: none"> • Inquire the management to obtain the agreement and understand criteria of media agency service regarding sale and purchase, discount, and significant change from previous year, • Evaluate and test of key internal control for commission income system. • Analyze the commission rate whether it is corresponding to the agreement of media agency service. • Perform sampling test to verify supporting documents of commission income, media cost and related discount. • Perform sampling test to verify cash collection and trace to the accounting records. • Perform subsequent test to verify media discount received after the financial reporting period.

Other matter

The consolidated financial statements of Prakit Holdings Public Company Limited and its subsidiaries and the separate financial statements of Prakit Holdings Public Company Limited for the year ended 31 December 2021 which are presented herein as comparative information, were audited by another auditor in the same office, who expressed an unmodified opinion on those statements in his report dated 26 February 2022.

Other Information

Management is responsible for the other information included in the Group and the Company's annual report, but does not include the consolidated and separate financial statements and my auditor's report thereon. The Group's annual report is expected to be made available to me after the date of this auditor's report.

My opinion on the consolidated and separate financial statements does not cover the other information as referred to above and I will not express any form of assurance conclusion thereon.

In connection with my audit of the consolidated and separate financial statements, my responsibility is to read the other information as referred to above when it becomes available and, in doing so, consider whether such the other information is materially inconsistent with the audited consolidated and separate financial statements or my knowledge obtained in the audit, or otherwise appears to be materially misstated.

When I read the Group's annual report, if I conclude that there is any material misstatement in those other information, I am required to communicate the matter to the management and those charged with governance to correct such information.

Responsibilities of Management and Those Charged with Governance for the Consolidated and Separate Financial Statements

Management is responsible for the preparation and fair presentation of the consolidated and separate financial statements in accordance with Thai Financial Reporting Standards, and for such internal control as management determines is necessary to enable the preparation of the consolidated and separate financial statements that are free from material misstatement, whether due to fraud or error.

In preparing the consolidated and separate financial statements, management is responsible for assessing the Group and the Company's ability to continue as a going concern, disclosing, as applicable, matters related to going concern and using the going concern basis of accounting unless management either intends to liquidate the Group and the Company or to cease operations, or has no realistic alternative but to do so.

Those charged with governance are responsible for overseeing the Group and the Company's financial reporting process.

Auditor's Responsibilities for the Audit of the Consolidated and Separate Financial Statements

My objectives are to obtain reasonable assurance about whether the consolidated and separate financial statements as a whole are free from material misstatement, whether due to fraud or error, and to issue an auditor's report that includes my opinion. Reasonable assurance is a high level of assurance, but is not a guarantee that an audit conducted in accordance with Thai Standards on Auditing will always detect a material misstatement when it exists. Misstatements can arise from fraud or error and are considered material if, individually or in the aggregate, they could reasonably be expected to influence the economic decisions of users taken on the basis of these consolidated and separate financial statements.

As part of an audit in accordance with Thai Standards on Auditing, I exercise professional judgment and maintain professional skepticism throughout the audit. I also:

- Identify and assess the risks of material misstatement of the consolidated and separate financial statements, whether due to fraud or error, design and perform audit procedures responsive to those risks, and obtain audit evidence that is sufficient and appropriate to provide a basis for my opinion. The risk of not detecting a material misstatement resulting from fraud is higher than for one resulting from error, as fraud may involve collusion, forgery, intentional omissions, misrepresentations, or the override of internal control.
- Obtain an understanding of internal control relevant to the audit in order to design audit procedures that are appropriate in the circumstances, but not for the purpose of expressing an opinion on the effectiveness of the Group and the Company's internal control.
- Evaluate the appropriateness of accounting policies used and the reasonableness of accounting estimates and related disclosures made by management.
- Conclude on the appropriateness of management's use of the going concern basis of accounting and, based on the audit evidence obtained, whether a material uncertainty exists related to events or conditions that may cast significant doubt on the Group and the Company's ability to continue as a going concern. If I conclude that a material uncertainty exists, I am required to draw attention in my auditor's report to the related disclosures in the consolidated and separate financial statements or, if such disclosures are inadequate, to modify my opinion. My conclusions are based on the audit evidence obtained up to the date of my auditor's report. However, future events or conditions may cause the Group and the Company to cease to continue as a going concern.
- Evaluate the overall presentation, structure and content of the consolidated and separate financial statements, including the disclosures, and whether the consolidated and separate financial statements represent the underlying transactions and events in a manner that achieves fair presentation.

- Obtain sufficient appropriate audit evidence regarding the financial information of the entities or business activities within the Group to express an opinion on the consolidated financial statements. I am responsible for the direction, supervision and performance of the Group audit. I remain solely responsible for my audit opinion.

I communicate with those charged with governance regarding, among other matters, the planned scope and timing of the audit and significant audit findings, including any significant deficiencies in internal control that I identify during my audit.

I also provide those charged with governance with a statement that I have complied with relevant ethical requirements regarding independence, and to communicate with them all relationships and other matters that may reasonably be thought to bear on my independence, and where applicable, related safeguards.

From the matters communicated with those charged with governance, I determine those matters that were of most significance in the audit of the consolidated and separate financial statements of the current period and are therefore the key audit matters. I describe these matters in my auditor's report unless law or regulation precludes public disclosure about the matter or when, in extremely rare circumstances, I determine that a matter should not be communicated in my report because the adverse consequences of doing so would reasonably be expected to outweigh the public interest benefits of such communication.

The engagement partner responsible for the audit resulting in this independent auditor's report:



(Ms. Saleela Puttjarungvong)

Certified Public Accountant No. 6817

Bunchikij Co., Ltd.

Bangkok

27 February 2023

Prakit Holdings Public Company Limited and its Subsidiaries

Statements of Financial Position

As at 31 December 2022

Unit : Baht

		Consolidated financial statements		Separate financial statements	
	Notes	2022	2021	2022	2021
ASSETS					
CURRENT ASSETS					
Cash and cash equivalents	5	66,149,914	119,634,987	20,140,375	67,479,463
Trade and other receivables	6	192,781,988	187,950,541	136,512,155	168,466,759
Other current financial assets					
Investment in private fund	7	3,129,557	4,494,686	3,129,557	4,494,686
Others	8	9,282,592	178,827,060	4,242,629	124,955,021
Non-current assets held for sale	13	46,215,000	-	46,215,000	-
Other current assets		7,283,145	11,704,804	6,157,206	4,665,158
Total current assets		324,842,196	502,612,078	216,396,922	370,061,087
NON-CURRENT ASSETS					
Bank deposit used as collateral	9	30,059,400	30,000,000	-	-
Other non-current financial assets	10	91,683,604	131,982,707	91,683,604	131,982,707
Investments in joint venture, associated and subsidiary companies	11	411,162,287	290,988,401	514,572,481	344,572,481
Loans to employees	12	20,000	80,000	-	-
Investment property	13	223,000,000	46,215,000	223,000,000	46,215,000
Property, plant and equipment	14	78,500,701	77,877,421	76,398,027	75,678,356
Intangible assets		7	7	4	4
Deferred tax assets	15	22,920,469	19,849,049	15,637,326	12,926,237
Deposits for land and building	13	-	100,000,000	-	100,000,000
Other non-current assets		7,805,400	7,161,867	2,400	-
Total non-current assets		865,151,868	704,154,452	921,293,842	711,374,785
TOTAL ASSETS		1,189,994,064	1,206,766,530	1,137,690,764	1,081,435,872

Prakit Holdings Public Company Limited and its Subsidiaries

Statements of Financial Position

As at 31 December 2022

Unit : Baht

		Consolidated financial statements		Separate financial statements	
	Notes	2022	2021	2022	2021
LIABILITIES AND EQUITY					
CURRENT LIABILITIES					
Trade accounts and other payables	16	140,800,135	219,700,690	98,182,479	163,880,388
Deposit from sales of non-current assets held for sale	13	130,000,000	-	130,000,000	-
Loan from director	4.8	18,000,000	-	18,000,000	-
Accrued income tax		159,870	5,602,575	159,870	4,825,792
Other current liabilities		19,676,230	22,858,435	9,724,593	10,828,696
Total current liabilities		308,636,235	248,161,700	256,066,942	179,534,876
NON-CURRENT LIABILITIES					
Deferred lease right	17	7,462,815	8,570,102	7,462,815	8,570,102
Employee benefit obligations	18	53,885,668	48,875,405	23,898,514	20,934,802
Other non-current liabilities		540,000	540,000	540,000	540,000
Total non-current liabilities		61,888,483	57,985,507	31,901,329	30,044,904
TOTAL LIABILITIES		370,524,718	306,147,207	287,968,271	209,579,780
EQUITY					
Share capital					
Authorized share capital					
94,438,800 ordinary shares of Baht 1 each		94,438,800	94,438,800	94,438,800	94,438,800
Issued and paid-up share capital					
60,450,262 ordinary shares of Baht 1 each	19	60,450,262	60,450,262	60,450,262	60,450,262
Premium on share capital	20	193,568,560	193,568,560	193,568,560	193,568,560
Retained earnings					
Appropriated to legal reserve	20	10,000,000	10,000,000	10,000,000	10,000,000
Unappropriated		583,613,927	659,792,648	614,886,984	632,758,792
Other components of equity		(29,611,312)	(25,194,972)	(29,183,313)	(24,921,522)
Total equity attributable to the Company's shareholders		818,021,437	898,616,498	849,722,493	871,856,092
Non-controlling interests		1,447,909	2,002,825	-	-
Total equity		819,469,346	900,619,323	849,722,493	871,856,092
TOTAL LIABILITIES AND EQUITY		1,189,994,064	1,206,766,530	1,137,690,764	1,081,435,872

Prakit Holdings Public Company Limited and its Subsidiaries

Statements of Comprehensive Income

For the year ended 31 December 2022

Unit : Baht

		Consolidated financial statements		Separate financial statements	
	Notes	2022	2021	2022	2021
REVENUES					
Revenues from rendering of services	22	185,978,130	167,437,208	22,258,208	19,550,622
Commission income	22	111,317,907	136,106,690	86,401,708	100,597,351
Interest income		188,870	1,153,836	89,272	1,108,118
Dividend income		3,184,122	5,893,451	15,182,722	12,892,401
Management income		1,990,000	1,860,000	3,864,000	3,974,000
Other income		18,075,599	20,280,933	15,908,979	13,103,990
Total revenues		320,734,628	332,732,118	143,704,889	151,226,482
EXPENSES					
Costs of rendering of services		150,547,959	139,863,461	20,978,683	18,669,186
Selling expenses		71,991,719	67,741,888	44,548,487	39,796,912
Administrative expenses		91,633,823	90,649,814	64,975,666	59,224,625
Total expenses		314,173,501	298,255,163	130,502,836	117,690,723
Profit (Loss) before share of net results from investments in joint venture and associated companies		6,561,127	34,476,955	13,202,053	33,535,759
Share of profit (loss) from investments in joint venture and associated companies - equity method		(49,826,114)	(4,297,280)	-	-
Profit (Loss) before income tax		(43,264,987)	30,179,675	13,202,053	33,535,759
Income tax	25	(3,441,387)	(7,328,178)	(1,324,779)	(4,607,869)
Net profit (loss) for the years		(46,706,374)	22,851,497	11,877,274	28,927,890
Other comprehensive income (loss):					
Items that may be reclassified to profit or loss					
Currency translation differences		(154,549)	-	-	-
		(154,549)	-	-	-
Items that will not be reclassified to profit or loss					
Actuarial gain (loss)	18	(2,046,581)	-	(1,700,606)	-
Gain (loss) on measuring of other non-current financial assets		(5,327,239)	8,388,501	(5,327,239)	8,388,501
Gain (loss) on sales of other non-current financial assets		7,881,559	4,306,249	7,881,559	4,306,249
Income tax effects		1,474,764	(1,677,700)	1,405,569	(1,677,700)
		1,982,503	11,017,050	2,259,283	11,017,050
Total comprehensive income (loss) for the years		(44,878,420)	33,868,547	14,136,557	39,944,940
Profit (Loss) attributable to:					
The Company's shareholders		(46,152,858)	22,695,874	11,877,274	28,927,890
Non-controlling interests		(553,516)	155,623	-	-
Net profit (loss) for the years		(46,706,374)	22,851,497	11,877,274	28,927,890
Total comprehensive income (loss) attributable to:					
The Company's shareholders		(44,324,904)	33,712,924	14,136,557	39,944,940
Non-controlling interests		(553,516)	155,623	-	-
Total comprehensive income (loss) for the years		(44,878,420)	33,868,547	14,136,557	39,944,940
Earnings (loss) per share					
Basic earnings (loss) per share	26	(0.76)	0.38	0.20	0.48

Prakit Holdings Public Company Limited and its Subsidiaries

Consolidated statement of changes in equity

For the year ended 31 December 2022

Unit : Baht

	Notes	Equity attributable to the Company's shareholders									
		Retained earnings				Other components of equity			Equity attributable to the Company's shareholders	Non-Controlling Interests	Total equity
		Issued and paid-up share capital	Share premium	Legal reserve	Unappropriated	Fair value changes in financial assets	Currency translation differences	Total other components of equity			
Balance at 1 January 2021		60,450,262	193,568,560	10,000,000	656,970,630	(31,632,323)	-	(31,632,323)	889,357,129	1,848,252	891,205,381
Dividend paid		-	-	-	(24,180,105)	-	-	-	(24,180,105)	(1,050)	(24,181,155)
Total comprehensive income (loss) for the year											
Profit (loss) for the year		-	-	-	22,695,874	-	-	-	22,695,874	155,623	22,851,497
Other comprehensive income (loss)		-	-	-	4,306,249	6,710,801	(273,450)	6,437,351	10,743,600	-	10,743,600
Balance at 31 December 2021		60,450,262	193,568,560	10,000,000	659,792,648	(24,921,522)	(273,450)	(25,194,972)	898,616,498	2,002,825	900,619,323
Balance at 1 January 2022		60,450,262	193,568,560	10,000,000	659,792,648	(24,921,522)	(273,450)	(25,194,972)	898,616,498	2,002,825	900,619,323
Dividend paid	21	-	-	-	(36,270,157)	-	-	-	(36,270,157)	(1,400)	(36,271,557)
Total comprehensive income (loss) for the year											
Profit (loss) for the year		-	-	-	(46,152,858)	-	-	-	(46,152,858)	(553,516)	(46,706,374)
Other comprehensive income (loss)											
Actuarial gain (loss)		-	-	-	(1,637,265)	-	-	-	(1,637,265)	-	(1,637,265)
Others		-	-	-	7,881,559	(4,261,791)	(154,549)	(4,416,340)	3,465,219	-	3,465,219
Balance at 31 December 2022		60,450,262	193,568,560	10,000,000	583,613,927	(29,183,313)	(427,999)	(29,611,312)	818,021,437	1,447,909	819,469,346

Prakit Holdings Public Company Limited and its Subsidiaries

Separate statement of changes in equity

For the year ended 31 December 2022

Unit : Baht

	<i>Notes</i>	Issued and paid-up share capital	Share premium	Retained earnings		Other components of equity	Total equity
				Legal reserve	Unappropriated	Fair value changes in financial assets	
Balance at 1 January 2021		60,450,262	193,568,560	10,000,000	623,704,758	(31,632,323)	856,091,257
Dividend paid		-	-	-	(24,180,105)	-	(24,180,105)
Total comprehensive income (loss) for the year							
Profit (loss) for the year		-	-	-	28,927,890	-	28,927,890
Other comprehensive income (loss)		-	-	-	4,306,249	6,710,801	11,017,050
Balance at 31 December 2021		60,450,262	193,568,560	10,000,000	632,758,792	(24,921,522)	871,856,092
Balance at 1 January 2022		60,450,262	193,568,560	10,000,000	632,758,792	(24,921,522)	871,856,092
Dividend paid	21	-	-	-	(36,270,157)	-	(36,270,157)
Total comprehensive income (loss) for the year							
Profit (loss) for the year		-	-	-	11,877,274	-	11,877,274
Other comprehensive income (loss)							
Actuarial gain (loss)		-	-	-	(1,360,484)	-	(1,360,484)
Others		-	-	-	7,881,559	(4,261,791)	3,619,768
Balance at 31 December 2022		60,450,262	193,568,560	10,000,000	614,886,984	(29,183,313)	849,722,493

Prakit Holdings Public Company Limited and its Subsidiaries

Statements of Cash Flows

For the year ended 31 December 2022

Unit : Baht

	Notes	Consolidated financial statements		Separate financial statements	
		2022	2021	2022	2021
Cash flows from operating activities					
Profit (loss) for the years		(46,706,374)	22,851,497	11,877,274	28,927,890
<i>Adjustments to net cash from operating activities</i>					
Depreciation	24	10,507,205	12,160,238	9,519,039	11,370,868
Expected credit loss of receivables (reversal)		(568,094)	(120,797)	208,516	(255,139)
Written off withholding tax		2,738,277	4,311,119	-	-
(Gain) loss on sales of other current financial assets		(766,679)	(16,598,368)	(145,479)	(16,008,065)
(Gain) loss on adjustment of fair value of other current financial assets		5,620,874	17,106,557	5,069,622	16,707,026
(Gain) loss on sale of equipment		(137,546)	47,008	(137,103)	13,662
Employee benefit expenses	18	3,495,548	3,940,410	1,263,106	1,249,379
Revenue from deferred lease right		(1,107,287)	(1,110,321)	(1,107,287)	(1,110,321)
Dividend income		(3,184,122)	(5,893,451)	(15,182,722)	(12,892,401)
Interest income		(188,870)	(1,153,836)	(89,272)	(1,108,118)
Share of (profit) loss from associated companies and joint venture - equity method		49,826,114	4,297,280	-	-
Unrealized (gain) loss from exchange rates		96,808	12,806	-	-
Income tax expense	25	3,441,387	7,328,178	1,324,779	4,607,869
		23,067,241	47,178,320	12,600,473	31,502,650
<i>Changes in operating assets and liabilities</i>					
Trade accounts and other receivables		(4,312,685)	124,303,484	31,742,143	82,625,265
Sale of other current financial assets		166,055,402	173,735,032	117,153,377	143,735,032
Purchase of other current financial assets		-	(130,700,000)	-	(130,700,000)
Other current assets		6,984,509	2,939,899	(1,492,047)	(707,847)
Other non-current assets		(3,381,810)	(2,548,274)	(2,400)	95,400
Trade accounts and other payables		(78,900,556)	(58,167,542)	(65,697,909)	(19,725,161)
Other current liabilities		(3,182,205)	(6,413,409)	(1,104,103)	(4,726,764)
Employee benefit obligations paid	18	(531,867)	(3,285,935)	-	(627,933)
Cash provided by (used in) operating activities		105,798,029	147,041,575	93,199,534	101,470,642
Income tax paid		(13,043,597)	(9,408,437)	(7,296,222)	(4,335,297)
Net Cash provided by (used in) operating activities		92,754,432	137,633,138	85,903,312	97,135,345

Prakit Holdings Public Company Limited and its Subsidiaries

Statements of Cash Flows

For the year ended 31 December 2022

Unit : Baht

		Consolidated financial statements		Separate financial statements	
	Notes	2022	2021	2022	2021
Cash flows from investing activities					
Loan repayments from employees	12	60,000	90,000	-	-
(Increase) decrease in bank deposit used as collateral	9	(59,400)	(30,000,000)	-	-
Investments in associated company		(170,000,000)	(30,000,000)	(170,000,000)	(30,000,000)
Investments in other non-current financial assets		(14,675,426)	(20,352,241)	(14,675,426)	(20,352,241)
Proceeds from redemption of other non-current financial assets	10	30,000,000	2,000,000	30,000,000	2,000,000
Proceeds from sales of other non-current financial assets		27,528,851	54,346,336	27,528,851	54,346,336
Purchase of investment property	13	(123,000,000)	-	(123,000,000)	-
Deposit for the purchase of investment property	13	-	(100,000,000)	-	(100,000,000)
Deposit received from sale of investment property	13	130,000,000	-	130,000,000	-
Purchases of property, plant and equipment	14	(11,166,304)	(611,665)	(10,274,504)	(320,984)
Proceeds from sale of equipment		173,365	-	172,897	9,346
Dividend received		3,184,122	5,893,451	15,182,722	12,892,401
Dividend received from joint venture	11	-	1,260,000	-	-
Interest received		192,773	1,491,457	93,217	1,454,000
Difference from currency translation of foreign subsidiaries' financial statements		(205,929)	(273,450)	-	-
Net cash provided by (used in) investing activities		(127,967,948)	(116,156,112)	(114,972,243)	(79,971,142)
Cash flows from financing activities					
Loan from director		18,000,000	-	18,000,000	-
Dividend paid to shareholders	21	(36,270,157)	(24,180,105)	(36,270,157)	(24,180,105)
Dividend paid to non-controlling interests		(1,400)	(1,050)	-	-
Net cash provided by (used in) financing activities		(18,271,557)	(24,181,155)	(18,270,157)	(24,180,105)
Increase (decrease) in cash and cash equivalents - net		(53,485,073)	(2,704,129)	(47,339,088)	(7,015,902)
Cash and cash equivalents at 1 January		119,634,987	122,339,116	67,479,463	74,495,365
Cash and cash equivalents at 31 December		66,149,914	119,634,987	20,140,375	67,479,463
Additional information					
Unutilized credit facilities for future working capital		42,000,000	42,000,000	1,000,000	1,000,000

Prakit Holdings Public Company Limited and its Subsidiaries

Notes to the financial statements

For the year ended 31 December 2022

1. General information

Prakit Holdings Public Company Limited (“the Company”), has been incorporated in Thailand and has its registered office at 88 Soi Sukhumvit 62 , 3rd intersection, Sukhumvit Road, Phra Kanong Tai, Prakanong, Bangkok, Thailand.

The Company was registered with the Stock Exchange of Thailand on 30 July 1991.

The major shareholder is Prakit and Associated Co., Ltd (held 24.97%) which has been incorporated in Thailand.

The Company and its subsidiaries (“the Group”) is principally engaged in the production of media and advertisement, media agency, investing in securities and providing the management service to subsidiary and affiliated companies. Details of the Company’s subsidiaries as at 31 December 2022 and 2021 are disclosed in note 11.

2. Basis for preparation and presentation of the financial statements

2.1 The financial statements have been prepared in accordance with Thai Financial Reporting Standards which are issued under the Accounting Professions Act B.E.2547, and have been presented under the Accounting Act. B.E.2543, and applicable rules and regulations of the Securities and Exchange Commission under the Securities and Exchange Act.

2.2 Historical cost is used as measurement basis in preparing these financial statements except for some items as indicated in the accounting policy.

2.3 The financial statements of the Group are prepared and presented from the statutory financial statement that are in Thai language and Thai currency. The English version has been prepared from Thai financial statement.

2.4 New and Revised Financial Reporting Standards

2.4.1 The Financial Reporting Standards that have been effective in the current accounting period.

The Group has adopted the revised Financial Reporting Standards by the Federation of Accounting Professions that have been effective for accounting periods beginning on or after 1 January 2022. The adoption of these Financial Reporting Standards does not have any material effect on the Group’s financial statements.

2.4.2 The Financial Reporting Standards that have not yet been effective in the current accounting period.

The Federation of Accounting Professions has issued the new and revised Financial Reporting Standards which will be effective for accounting periods beginning on or after 1 January 2023, which the Group have not adopted the above standards before the effective date. Some standards has provided the temporary reliefs or temporary exemptions.

The management of the Group’s assess that there will be no material impacts on the Financial statements in the period that the above standards are applied.

Prakit Holdings Public Company Limited and its Subsidiaries

Notes to the financial statements

For the year ended 31 December 2022

2.5 Use of judgements and estimates

In the preparation of financial statements in conformity with Thai Financial Reporting Standards, management applied make judgements, estimates and assumptions that affect the application of the Group's accounting policies. Actual results may differ from these estimates. Significant judgements and estimates are as follows:

Investment by equity method

- Considering the significant influence of the Group over an investee.

Consolidation

- Whether the Group has de facto control over an investee.

Revenue recognition

- Determining a bundled services are capable of being distinct.
- Commission revenue : Determining the transaction of the Group acts as an agent in the transaction rather than as a principal.

Allowance for expected credit losses of trade receivables

- In determining an allowance for expected credit losses of trade receivables the management needs to make judgement and estimates based upon, among other things, past collection history, aging profile of outstanding debts and the forecast economic.
- The Group's historical credit loss experience and forecast economic conditions may also not be representative of whether a customer will default in the future.

Property, plant and equipment/Depreciation

- In determining depreciation of plant and equipment, the management is required to make estimates of the useful lives and residual values of the plant and equipment and to review estimate useful lives and residual values when there are any changes.
- The management is required to review property, plant and equipment for impairment on a periodical basis and record impairment losses when it is determined that their recoverable amount is lower than the carrying amount.
- This requires judgements regarding forecast of future revenues and expenses relating to the assets subject to the review.

Leases

- Assessment that an arrangement contains a lease.
- Whether the Group is reasonably certain to exercise extension options.
- Whether the Group exercises termination options.
- Determining the Group has transferred substantially all the risks and rewards incidental to the ownership of the assets to lessees.
- Determining the incremental borrowing rate to measure lease liabilities.

Employee benefits

- Measurement of defined employee benefit obligations which related to actuarial assumptions.

Prakit Holdings Public Company Limited and its Subsidiaries
Notes to the financial statements
For the year ended 31 December 2022

Income tax

- Recognition of deferred tax assets, availability of future taxable profit against which deductible temporary differences and tax losses carried forward can be utilized.

Financial instruments

- Measurement of ECL allowance for trade receivables and contract assets: key assumptions in determining the weighted-average loss rate.
- Determining the fair value of financial instruments on the basis of significant unobservable inputs.

3. Significant accounting policies

3.1 Basis of consolidation

The consolidated financial statements consisted of the Group's financial statements and the Group's interests in associates and joint venture.

Intra-group balances and transactions, and any unrealised income or expenses arising from intra-group transactions, are eliminated. Unrealised gains arising from transactions with equity-accounted investees are eliminated against the investment to the extent of the Group's interest in the investee. Unrealised losses are eliminated in the same way as unrealised gains, but only to the extent that there is no evidence of impairment.

Subsidiaries

Subsidiaries are entities controlled by the Group. The Group controls an equity when it is exposed to, or has rights to, variable returns from its involvement with the entity and has the ability to affect those returns through its power over the entity. The financial statements of subsidiaries are included in the consolidated financial statements from the date on which control commences until the date on which control ceases.

The Group treats transactions with non-controlling interests similar to transactions with equity owners of the Group. For purchases from non-controlling interests, the difference between any consideration paid and the relevant share acquired of the carrying value of net assets of the subsidiary is recorded in equity. Gains or losses on disposals to non-controlling interests are also recorded in equity.

When the Group loses control over a subsidiary, it derecognises the assets and liabilities of the subsidiary, and any related non-controlling interests and other components of equity. Any resulting gain or loss is recognised in profit or loss. Any interest retained in the former subsidiary is measured at fair value when control is lost.

Change in the Group's interest in a subsidiary that do not result in a loss of control are accounted for as equity transactions.

Associates

Associates are those entities in which the Group has significant influence, but not control or joint controls over the financial and operating policies.

Prakit Holdings Public Company Limited and its Subsidiaries

Notes to the financial statements

For the year ended 31 December 2022

Investments in associates are accounted for in the consolidated financial statements using the equity method and are recognised initially at cost, which includes transaction costs. Subsequent to initial recognition, the consolidated financial statements include the Group's share of the profit or loss and other comprehensive income of equity-accounted investees, until the date on which significant influence ceases.

Joint venture

A joint venture is an arrangement in which the Group has joint control, whereby the Group has rights to the net assets of the arrangement, rather than rights to its assets and obligations for its liabilities.

Investment in joint venture is accounted for in the consolidated financial statement using the equity method and are recognised initially at cost, includes transaction costs. Subsequent to initial recognition, the consolidated financial statements include the Group's share of the profit or loss and other comprehensive income of equity-accounted investees, until the date on which joint control ceases.

3.2 Investments in subsidiaries, associates and joint ventures

Investment in joint venture, associates and subsidiaries in the separate financial statements of the Company are accounted for using the cost method, while the accounting for investments in joint ventures and associates in the consolidated financial statements is accounted for using the equity method.

3.3 Foreign currencies

Foreign currency transactions

Transactions in foreign currencies are translated to the respective functional currencies of Group entities at exchange rates at the dates of transactions.

Monetary assets and liabilities denominated in foreign currencies are translated to the functional currency at the exchange rate at the reporting date.

Non-monetary assets and liabilities measured at cost in foreign currencies are translated to the functional currency at the exchange rates at the dates of the transactions.

Foreign operations

The monetary assets and liabilities of foreign operations are translated to Thai Baht at the exchange rate at reporting date.

The revenues and expenses of foreign operations are translated to Thai Baht at rates approximating the exchange rate at the dates of the transactions.

Foreign exchange differences are recognised in other comprehensive income and accumulated in the translation reserve, except to the extent that the translation difference is allocated to non-controlling interests.

Prakit Holdings Public Company Limited and its Subsidiaries

Notes to the financial statements

For the year ended 31 December 2022

When the settlement of a monetary item receivable from or payable to a foreign operation is neither planned nor likely in the foreseeable future, foreign exchange gains and losses arising from such a monetary item are considered to form part of a net investment in a foreign operation and are recognised in other comprehensive income, and presented in the foreign currency translation reserve in equity until disposal of the investment.

3.4 Cash and cash equivalents

Cash and cash equivalents comprise cash balances, call deposits and highly liquid short-term investments.

3.5 Trade and other receivables

Trade receivables are presented at amount to be receive from customers for services.

Trade receivables are recognized initially at the amount of consideration that is unconditional unless they contain significant financing components, when they are recognized at its present value.

The Group measure expected credit losses by using a simplified approach, which requires expected lifetime losses to be recognized from initial recognition of the receivables.

3.6 Investments

Investments in subsidiaries in the separate financial statements are accounted for by the cost method less allowance for loss impairment of investment.

3.7 Financial assets and financial liabilities

Classification and measurement

The Group classifies the financial asset depended on the characteristics of the contractual cash flows and the entity's business model, as follows:

Financial assets - Debt instruments

- Amortized cost: A financial assets will be measured at amortized cost when the financial asset is held in order to collect contractual cash flows and the contractual terms of the financial asset give rise on specified dates to cash flows that are solely payments of principal and interest on the principal amount outstanding. Financial assets at amortized cost are subsequently measured using the effective interest rate ("EIR") method and are subject to impairment. Gains and losses are recognized in profit or loss when the asset is derecognized, modified or impaired.

Prakit Holdings Public Company Limited and its Subsidiaries

Notes to the financial statements

For the year ended 31 December 2022

Financial assets - Equity instrument

- Investment in equity instruments that not held for trading as the financial asset measured at fair value through other comprehensive income. Gains and losses arising from changes in fair value is recognized in other comprehensive income and not subsequently transferred to profit or loss when disposal, it is transferred to retained earnings. Dividends on these investments are recognized in profit or loss.
- Investment in equity instruments that held for trading as the financial asset measured at fair value through profit or loss which are carried in the statement of financial position at fair value. The changes in fair value are recognized in profit or loss. Dividends on these investments are recognized in profit or loss.

The Group are classifying and measure the financial liabilities at amortized cost.

Derecognition

Financial assets are derecognized when the rights to receive cash flows from the financial assets have expired or have been transferred substantially all the risks and rewards of ownership of the financial assets. The Group derecognize financial liabilities when the obligation under the liabilities is discharged or expires.

Impairment

The Group accounts for the expected credit losses on its financial assets carried at amortizes cost and FVOCI without the circumstance that a credit losses. The Group applies the general approach to measurement expected credit losses, except trade receivables applies the simplified approach to measurement expected credit losses.

3.8 Investment property

Investment property are property which is held to earn rental income, for capital appreciation or for both, but not for sale in the ordinary course of business, use in the production or supply of goods or services or for administrative purposes.

Investment property is stated at cost less impairment loss.

Cost includes expenditure that is directly attributable to the acquisition of the investment property to a working condition for its intended use.

No depreciation was considered for property investment in land.

Prakit Holdings Public Company Limited and its Subsidiaries

Notes to the financial statements

For the year ended 31 December 2022

3.9 Property, plant and equipment

Recognition and measurement

Owned assets

Property, plant and equipment are stated at cost less accumulated depreciation and impairment losses.

Cost includes expenditure that is directly attributable to the acquisition of the asset and any other costs directly attributable to bringing the assets to a working condition for their intended use, the costs of dismantling and removing the items and restoring the site on which they are located, and capitalised borrowing costs. Purchased software that is integral to the functionality of the related equipment is capitalised as part of that equipment.

When parts of an item of property, plant and equipment have different useful lives, they are accounted for as separate items (major components) of property, plant and equipment.

Gains and losses on disposal of an item of property, plant and equipment are determined by comparing the proceeds from disposal with the carrying amount of property, plant and equipment, and are recognised net in profit or loss.

Subsequent costs

The cost of replacing a part of an item of property, plant and equipment is recognised in the carrying amount of the item if it is probable that the future economic benefits embodied within the part will flow to the Group, and its cost can be measured reliably. The carrying amount of the replaced part is derecognised. The costs of the day-to-day servicing of property, plant and equipment are recognised in profit or loss as incurred.

Depreciation

Depreciation is calculated based on the depreciable amount of buildings and equipment, which are the cost of an asset, or other amount substituted for cost, less its residual value.

Depreciation is charged to profit or loss on a straight-line basis over the estimated useful lives of each component of an item of property, plant and equipment. The estimated useful lives are as follows :

Land improvement	30	Years
Buildings and improvement	8-30	Years
Leasehold asset improvement	5	Years
Furniture and fixtures	5-10	Years
Office equipment	3-10	Years
Vehicles	5	Years

No depreciation is provided on freehold land or assets under construction and installation.

Depreciation methods, useful lives and residual values are reviewed at each financial year-end and adjusted if appropriate.

Prakit Holdings Public Company Limited and its Subsidiaries

Notes to the financial statements

For the year ended 31 December 2022

3.10 Intangible assets

Intangible assets that are acquired by the Group and have finite useful lives are measured at cost less accumulated amortisation and impairment losses.

Amortisation

Amortisation is based on the cost of the asset, or other amount substituted for cost, less its residual value.

Amortisation is recognised in profit or loss on a straight-line basis over the estimated useful lives of intangible assets, from the date that they are available for use, since this most closely reflects the expected pattern of consumption of the future economic benefits embodied in the asset. The estimated useful lives for the current and comparative periods are as follows :

Computer software	3	Years
-------------------	---	-------

Amortisation methods, useful lives and residual values are reviewed at each financial year-end and adjusted if appropriate.

3.11 Leases

At inception of contract, the Group assesses whether a contract is, or contains, a lease. A contract is, or contains, a lease if the contract conveys the right to control the use of an identified asset for a period of time in exchange for consideration.

The Group as a lessee

The Group recognizes right-of-use assets at the commencement date of the lease. Right-of-use assets are measured at cost, less any accumulated depreciation and impairment losses, and adjusted for any remeasurement of lease liabilities. The cost of right-of-use assets includes the amount of lease liabilities recognized through initial measurement, initial direct costs incurred, and lease payments made at or before the commencement date, less any lease incentives received.

Unless the Group is reasonably certain that it will obtain ownership of the leased asset at the end of the lease term, the recognized right-of-use assets are depreciated on a straight-line basis from the commencement date of the lease to the earlier of the end of the useful life of the right-of-use asset or the end of the lease term.

At the commencement date of the lease, the Group recognizes lease liabilities measured at the present value of the lease payments to be made over the lease term, discounted by the interest rate implicit in the lease or the Group's incremental borrowing rate. After the commencement date, the amount of lease liabilities is increased to reflect the accretion of interest and reduced for the lease payments made. In addition, the carrying amount of lease liabilities is remeasured if there is a modification or reassessment.

Short-term leases and Leases of low-value assets

A lease that has a lease term less than or equal to 12 months from commencement date or a lease of low-value assets is recognized as expenses on a straight-line basis over the lease term.

Prakit Holdings Public Company Limited and its Subsidiaries
Notes to the financial statements
For the year ended 31 December 2022

The Group as a lessor

The Group determines at lease inception whether each lease is a finance lease or an operating lease. To classify each lease, the Group makes an overall assessment of whether the lease transfer substantially all of the risks and rewards accompanying to ownership of the underlying asset.

A lease that transfers substantially all the risks and rewards incidental to ownership of an underlying asset to a lessee is classified as finance leases. As at the commencement date, an asset held under a finance lease is recognized as a receivable at an amount equal to the net investment in the lease or the present value of the lease payments receivable and any unguaranteed residual value. Subsequently, finance income is recognized over the lease term to reflect a constant periodic rate of return on the net investment in the lease.

A lease is classified as an operating lease if it does not transfer substantially all the risks and rewards accompanying to ownership of an underlying asset to a lessee. Lease receivables from operating leases is recognized as income in profit or loss on a straight-line basis over the lease term. Initial direct costs incurred in obtaining an operating lease are added to the carrying amount of the underlying assets and recognized as an expense over the lease term on the same basis as the lease income.

3.12 Impairment

The Group assess the impairment of assets i.e. investment property, property, plant and equipment and intangible assets whenever there is indication that an asset may be impaired, the impairment will be assessed by estimating the recoverable amount of asset, if it is below the carrying amount of asset, it signs an asset is impairment. The Group will recognize the impairment loss in profit or loss.

The recoverable amount is the higher of an asset's fair value less costs of disposal and value in use.

Non-financial assets other than goodwill that suffered an impairment are reviewed for possible reversal of the impairment at each reporting date.

3.13 Trade and other accounts payables

Trade and other accounts payable are stated at cost.

3.14 Deferred lease right

Deferred lease right is recognized as income by the straight-line method over the period of long-term lease agreement, over 29 years.

3.15 Employee benefits

Defined contribution plans

Obligations for contributions to the registered provident fund are recognised as an employee benefit expense in profit or loss in the periods during which services are rendered by employees.

Prakit Holdings Public Company Limited and its Subsidiaries
Notes to the financial statements
For the year ended 31 December 2022

Defined benefit plans

The Group's net obligation in respect of defined benefit plans is calculated separately for each plan by estimating the amount of future benefit that employees have earned in the current and prior periods, discounting that amount. The calculation of defined benefit obligations is performed annually by a qualified actuary using the projected unit credit method. Remeasurements of the net defined benefit liability, actuarial gain or loss are recognized immediately in other comprehensive income.

When the benefits of a plan are changed or when a plan is curtailed, the resulting change in benefit that relates to past service or the gain or loss on curtailment is recognised immediately in profit or loss. The Group recognises gains and losses on the settlement of a defined benefit plan when the settlement occurs.

Termination benefits

Termination benefits are expensed at the earlier of when the Group can no longer withdraw the offer of those benefits and when the Group recognizes costs for a restructuring. If benefits are not expected to be settled wholly within 12 months of the end of the reporting period, then they are discounted.

Short-term employee benefits

Short-term employee benefits are expensed as the related service is provided. A liability is recognised for the amount expected to be paid if the Group has a present legal or constructive obligation to pay this amount as a result of past service provided by the employee and the obligation can be estimated reliably.

3.16 Provisions

The Group recognized provisions in the financial statements when it has legal obligation or possible obligation arising from past events, the settlement of which is expected to be made in the amount that can be estimated with sufficient reliability.

3.17 Revenue

Revenue excludes value added taxes and is arrived at after deduction of trade discounts and volume rebates.

Revenue of services rendered

Revenue of services rendered is recognised over time when services have been rendered taking into account the stage of completion.. The related costs are recognized in profit or loss when they are incurred.

Commissions income

When the Group acts in capacity of an agent rather than as the principal in a transaction, the revenue recognized is the net amount of commission made by the Group.

Investments

Revenue from investments comprises rental income from investment property, dividend and interest income from investments and bank deposits.

Prakit Holdings Public Company Limited and its Subsidiaries
Notes to the financial statements
For the year ended 31 December 2022

Rental income

Rental income is recognized using the straight-line method over the period of lease.

Dividend income

Dividend income is recognized when the right to receives dividends established.

Interest income

Effective interest rate

3.18 Expenses

Finance costs

Finance costs comprise interest expense on borrowings, unwinding of the discount on provisions and contingent consideration,

Borrowing costs that are not directly attributable to the acquisition, construction or production of a qualifying asset are recognised in profit or loss using the effective interest method.

Other expense

Other expense is recognized in profit or loss on the accrual basis.

3.19 Income tax

Income tax represents the aggregate of current income tax expense and deferred tax.

Current income tax and deferred tax are recognized in profit or loss except for the related items which recognized directly in equity or in other comprehensive income.

Current income tax represents the amount of expected income tax payable or recoverable on the taxable profit or loss for the period, using tax rate in accordance with the regulation in the Revenue Code.

Deferred tax is recognized in respect of temporary differences between the carrying amounts of assets and liabilities purposes and the amounts used for taxation purposes.

The measurement of deferred tax reflects the consequences that the Company expects, at the end of the reporting period, to recover or settle the carrying amount.

Deferred tax liabilities are recognized for all income tax payable in the future periods in respect of taxable temporary differences.

Deferred tax assets are recognized to the extent that it is probable that future taxable profits will be available against which the temporary differences can be utilised. Deferred tax assets are reviewed at each reporting date and reduced to the amount that the related tax benefit will be realised.

Prakit Holdings Public Company Limited and its Subsidiaries

Notes to the financial statements

For the year ended 31 December 2022

3.20 Earnings per share

The Group presents basic earnings per share data for its ordinary shares. Basic earnings per share is calculated by dividing the profit or loss attributable to ordinary shareholders of the Group by the weighted average number of ordinary shares outstanding during the year.

3.21 Segment reporting

Segment results that are reported to the chief operating decision maker include items directly attributable to a segment, as well as those that can be allocated on reasonable basis.

4. Related parties

The financial statements included related party transactions with intercompany shareholding or the same group of shareholders, directors or management team. Besides, the related parties are taken into account when one party has the ability to control another party or can exercise significant influence over another party in making financial and operating decisions. Parts of the Group's assets, liabilities, revenues and expenses arose from transactions with the related parties. The effects of these transactions are reflected in the accompanying financial statements on the basis determined in the business practice normally dealt with other parties.

Relationships with the related parties beside subsidiaries and associate companies and joint venture as disclosed in note 11 are as follows :

Related parties	Country/ Nationality	Relationships
62 Content & Design Limited	Thailand	Some common shareholders and/or directors
Double P Marketing Communications Limited	Thailand	Some common shareholders and/or directors
DRAFT Advertising (Cambodia) Limited	Cambodia	Some common shareholders
Prakit and Sons Limited	Thailand	Some common shareholders and/or directors
Haadsaikaew Bankrut Resort Partnership Limited	Thailand	Some common shareholders and/or directors
Mr. Chantup Desabaedya	Thai	Director of a subsidiary

The pricing policies for particular types of transactions are explained below :

Transaction	Pricing policies
Service income	The mutually agreed rate
Cost of service	The mutually agreed rate
Sale of asset	The mutually agreed price
Sale of investment property	Appraisal value by independent appraiser
Office rental	Based on the space rate charged to other tenants
Management agreement	The mutually agreed rate
Dividend income	As declared by the invested entities
Interest income	MOR of a Commercial bank

Prakit Holdings Public Company Limited and its Subsidiaries

Notes to the financial statements

For the year ended 31 December 2022

The related party transactions for each of the years ended 31 December 2022 and 2021 are detailed as follows :

	Consolidated		Separate	
	financial statements		financial statements	
	2022	2021	2022	2021
Subsidiary companies				
Management income	-	-	1,874	2,114
Rental income	-	-	3,996	3,996
Dividend income	-	-	11,999	6,999
Commission income	-	-	3,548	6,028
Other income	-	-	665	622
Service income	-	-	278	144
Costs of services	-	-	3,764	3,532
Joint Venture				
Service income	657	506	-	-
Commission income	511	107	511	107
Management income	1,800	1,800	1,800	1,800
Rental income	360	360	360	360
Other income	86	71	86	71
Costs of services	1,500	-	1,500	-
Associated Companies				
Service income	5,193	732	201	-
Commission income	498	16	498	16
Management income	130	-	130	-
Other income	129	121	129	121
Expense	251	-	193	-
Other related parties				
Service income	329	1,870	209	1,121
Commission income	177	592	177	559
Management income	60	60	60	60
Rental income	534	654	534	654
Other income	2,619	2,410	119	106
Costs of services	13,020	6,183	3,472	387
Key management remuneration				
Short-term benefits	24,645	24,798	19,086	17,403
Post-employment benefits	302	466	198	194

Unit : Thousand Baht

Prakit Holdings Public Company Limited and its Subsidiaries

Notes to the financial statements

For the year ended 31 December 2022

Balances as at 31 December 2022 and 2021 with related parties are detailed as follows :

4.1 Trade accounts receivable - related parties

			Unit : Thousand Baht	
	Consolidated		Separate	
	financial statements		financial statements	
	2022	2021	2022	2021
Subsidiary companies				
Prakit Advertising Ltd.	-	-	5,962	8,803
Marketing Drive Worldwide (Thailand) Ltd.	-	-	127	83
Joint Venture				
Bangkok Writer and Partners Ltd.	1,478	773	782	773
Associated Companies				
Direct Response Recruitment (Thailand) Co., Ltd.	85	85	85	85
Sukhumvit 62 Medical Ltd.	2,420	559	218	32
Other related companies				
Double P Marketing Communications Ltd.	182	107	54	53
62 Content & Design Ltd.	23	13	23	-
DRAFT Advertising (Cambodia) Ltd.	1,517	699	226	-
Total	5,705	2,236	7,477	9,829
Less : allowance for expected credit loss	-	-	-	-
Net	5,705	2,236	7,477	9,829

Prakit Holdings Public Company Limited and its Subsidiaries

Notes to the financial statements

For the year ended 31 December 2022

As at 31 December 2022 and 2021, aging analyses of trade accounts receivable from related parties are detailed as follows :

	Consolidated		Separate	
	financial statements		financial statements	
	2022	2021	2022	2021
Within credit terms	3,621	1,935	2,712	3,811
Overdue:				
Less than 3 months	1,573	216	1,422	1,637
3 - 6 months	426	-	1,834	2,414
6 - 12 months	-	21	1,269	1,903
Over 12 months	85	64	240	64
Total	5,705	2,236	7,477	9,829
Less : allowance for expected credit loss	-	-	-	-
Net	5,705	2,236	7,477	9,829

4.2 Media receivable - related parties

	Consolidated		Separate	
	financial statements		financial statements	
	2022	2021	2022	2021
Subsidiary companies				
Prakit Advertising Ltd.	-	-	3,011	68,803
Marketing Drive Worldwide (Thailand) Ltd.	-	-	2,290	-
Joint Venture				
Bangkok Writer and Partners Ltd.	15,501	812	15,501	812
Associated Company				
Sukhumvit 62 Medical Ltd.	2,490	118	2,490	118
Other related companies				
DRAFT Advertising (Cambodia) Ltd.	172	-	172	-
Double P Marketing Communication Ltd.	5,657	6,268	5,657	6,268
Total	23,820	7,198	29,121	76,001
Less : allowance for expected credit loss	-	-	-	-
Net	23,820	7,198	29,121	76,001

Prakit Holdings Public Company Limited and its Subsidiaries

Notes to the financial statements

For the year ended 31 December 2022

As at 31 December 2022 and 2021 , aging analyses of media accounts receivable from related parties are detailed as follows :

	Unit : Thousand Baht			
	Consolidated		Separate	
	financial statements		financial statements	
	2022	2021	2022	2021
Within credit terms	8,540	4,436	13,841	35,585
Overdue:				
Less than 3 months	15,280	2,762	15,280	17,254
3 - 6 months	-	-	-	8,676
6 - 12 months	-	-	-	14,486
Over 12 months	-	-	-	-
Total	23,820	7,198	29,121	76,001
Less : allowance for expected credit loss	-	-	-	-
Net	23,820	7,198	29,121	76,001

4.3 Advances to related parties

4.3 Advances to related parties

	Unit : Thousand Baht			
	Consolidated		Separate	
	financial statements		financial statements	
	2022	2021	2022	2021
Other related company				
DRAFT Advertising (Cambodia) Ltd.	2,685	-	894	-

Prakit Holdings Public Company Limited and its Subsidiaries

Notes to the financial statements

For the year ended 31 December 2022

4.4 Trade accounts payable - related parties

Unit : Thousand Baht

	Consolidated		Separate	
	financial statements		financial statements	
	2022	2021	2022	2021
Subsidiary companies				
Prakit Advertising Ltd.	-	-	14,298	7,887
Marketing Drive Worldwide (Thailand) Ltd.	-	-	-	332
Prakit Advertising Co., Ltd. (Myanmar)	-	-	9,586	10,600
Joint Venture				
Bangkok Writer and Partners Ltd.	160	-	160	-
Other related companies				
62 Content & Design Ltd.	4,214	3,855	260	604
Double P Marketing Communication Ltd.	-	228	-	228
Associated Company				
Sukhumvit 62 Medical Ltd.	88	-	46	-
Total	4,462	4,083	24,350	19,651

4.5 Media accounts payable - related party

Unit : Thousand Baht

	Consolidated		Separate	
	financial statements		financial statements	
	2022	2021	2022	2021
Subsidiary company				
Prakit Advertising Co., Ltd. (Myanmar)	-	-	-	104

Prakit Holdings Public Company Limited and its Subsidiaries

Notes to the financial statements

For the year ended 31 December 2022

4.6 Billing agent payable - related party

			Unit : Thousand Baht	
	Consolidated		Separate	
	financial statements		financial statements	
	2022	2021	2022	2021
Other related company				
DRAFT Advertising (Cambodia) Ltd.	2,412	4,525	589	702

4.7 Employee expenses payable - related party

			Unit : Thousand Baht	
	Consolidated		Separate	
	financial statements		financial statements	
	2022	2021	2022	2021
Subsidiary company				
Prakit Advertising Ltd.	-	-	1,385	1,392

4.8 Loan from director

			Unit : Thousand Baht	
	Consolidated		Separate	
	financial statements		financial statements	
	2022	2021	2022	2021
Director	18,000	-	18,000	-

Loan from director is a short-term loan for repayment of investment properties, no interest is charged between them. The Company has repaid such loan on 16 January 2023.

4.9 Other matters

Two subsidiary companies have entered into agreements to rent office spaces from the Company for periods of 1 year and 3 years ended December 2022 with the monthly rental rates at Baht 197,000 and Baht 40,000, respectively.

Two related companies have entered into agreements to rent office spaces from the Company for periods of 3 years ending June 2025 and ended December 2022, respectively, with the monthly rental rates at Baht 30,000 and Baht 4,500, respectively.

A subsidiary has entered into an agreement to lease office equipment and vehicle from the Company for a period of 1 year ended December 2022, with the monthly rental totalling Baht 96,000.

Prakit Holdings Public Company Limited and its Subsidiaries

Notes to the financial statements

For the year ended 31 December 2022

A joint-venture company has entered into an agreement to rent office space from the Company for a period of 1 year ended December 2022, with the monthly rental rate at Baht 30,000.

The Company has entered into agreements to provide management services to a subsidiary company for a period of 1 year ended December 2022, with the monthly service rate at Baht 32,000. The Company has also entered into an agreement to provide management service to a joint-venture company for a period of 1 year ended December 2022 with the monthly service rate at Baht 150,000.

5. Cash and cash equivalents

Unit : Thousand Baht

	Consolidated financial statements		Separate financial statements	
	2022	2021	2022	2021
Cash on hand	1,458	1,052	45	45
Cash at banks – current accounts	7,147	10,860	4,648	5,029
Cash at banks – savings accounts	57,545	107,723	15,447	62,405
Total	66,150	119,635	20,140	67,479

6. Trade accounts receivable and other receivables

As at 31 December 2022 and 2021, trade accounts receivable and other receivables are detailed as follows :

Unit : Thousand Baht

	Consolidated financial statements		Separate financial statements	
	2022	2021	2022	2021
Trade accounts receivable				
Trade accounts receivable				
Related parties	5,705	2,236	7,477	9,829
Other companies – net	31,750	27,073	4,438	3,534
Media receivables				
Related parties	23,820	7,198	29,121	76,001
Other companies – net	105,617	99,862	84,014	48,179
Other receivables				
Billing agent receivables	1,719	2,418	425	307
Advances to related parties	2,685	-	894	-
Advanced payments for media	2,003	3,979	91	1,726
Accrued income	15,775	40,934	9,591	27,906
Advanced payments – others	2,090	2,336	2	35
Others	1,618	1,915	459	950
Total	192,782	187,951	136,512	168,467

Prakit Holdings Public Company Limited and its Subsidiaries

Notes to the financial statements

For the year ended 31 December 2022

As at 31 December 2022 and 2021 , aging analyses of trade accounts receivable from other companies are detailed as follows :

	Consolidated financial statements		Separate financial statements	
	2022	2021	2022	2021
Within credit terms	24,864	22,315	3,280	2,456
Overdue:				
Less than 3 months	6,868	4,809	1,069	1,072
3 - 6 months	107	14	107	14
6 - 12 months	-	-	-	-
Over 12 months	1,526	1,526	4	4
Total	33,365	28,664	4,460	3,546
Less : allowance for expected credit loss	(1,615)	(1,591)	(22)	(12)
Net	31,750	27,073	4,438	3,534

As at 31 December 2022 and 2021 , aging analyses of media receivables from other companies are detailed as follows :

	Consolidated financial statements		Separate financial statements	
	2022	2021	2022	2021
Within credit terms	60,543	64,140	40,723	26,519
Overdue:				
Less than 3 months	41,814	36,462	40,032	21,610
3 - 6 months	3,580	172	3,580	172
6 - 12 months	-	-	-	-
Over 12 months	5,353	5,368	24	24
Total	111,290	106,142	84,359	48,325
Less : allowance for expected credit loss	(5,673)	(6,280)	(345)	(146)
Net	105,617	99,862	84,014	48,179

Prakit Holdings Public Company Limited and its Subsidiaries

Notes to the financial statements

For the year ended 31 December 2022

7. Other current financial assets - private fund

Investments in private funds as at 31 December 2022 and 2021 comprise :

	Unit : Thousand Baht	
	Consolidated/ Separate	
	financial statements	
	2022	2021
Managed by SCB Asset Management Co., Ltd.	-	-
Managed by Trinity Securities Co., Ltd.	3,130	4,495
Total	3,130	4,495

The Company invested in a private fund and appointed SCB Asset Management Co., Ltd. As the Company's fund management with the initial fund of Baht 20 million. The Company has set the investment policy as Privileged Select - IPO which is a flexible fund and emphasizes on investing in equity securities, common shares of newly listed companies and debt securities with good performance. Such investment policy is depending upon the authorized fund management's judgment based on the Company's investment objective. The management and custodian fees will be charged at the rates stipulated in the fund management contract. Bank of Ayudhaya Plc. Has been appointed as the Company's custodian.

As at 31 December 2022 and 2021 , investment in private fund managed by SCB Asset Management Co., Ltd. is consisted of.

	Unit : Thousand Baht	
	Consolidated/ Separate	
	financial statements	
	2022	2021
Investment in private fund - at cost	-	20,000
Unrealized gain on fair value adjustment	-	13,554
	-	33,554
Disposal	-	(33,554)
Net	-	-

Prakit Holdings Public Company Limited and its Subsidiaries

Notes to the financial statements

For the year ended 31 December 2022

On 15 October 2021, the Company redeemed private fund which managed by SCB Asset Management Co., Ltd. In the amounting of Baht 33,553,810 with an initial cost of Baht 20,000,000 and a profit from investment of Baht 13,553,810.

In 2020, the Company invested in another private fund and appointed Trinity Securities Co., Ltd. as the Company's fund management with the initial fund of Baht 3 million. The another Company has set the investment policy by investing in both domestically and internationally in Asia based on the economic and the situation of the invested countries. Such investment policy is depending upon the authorized fund management's judgment based on the Company's investment objective. The management and custodian fees will be charged at the rates stipulated in the fund management contract.

As at 31 December 2022 and 2021 , investment in private fund managed by Trinity Securities Co., Ltd. is consisted of.

	Unit : Thousand Baht	
	Consolidated/ Separate	
	financial statements	
	2022	2021
Investment – at cost	5,000	3,000
Disposal	-	(3,000)
Acquisition	-	5,000
	5,000	5,000
Unrealized gain (loss) on fair value adjustment	(1,870)	(505)
Net	3,130	4,495

As at 31 December 2022 and 2021 , the Company received the investment report from the assets management company, the manager of the above-mentioned fund, which is detailed as follows :

	Unit : Thousand Baht	
	Consolidated/ Separate	
	financial statements	
	2022	2021
Investments in securities- fair value	3,135	4,502
Other assets and liabilities		
Other liabilities	(5)	(7)
Total	3,130	4,495

Prakit Holdings Public Company Limited and its Subsidiaries

Notes to the financial statements

For the year ended 31 December 2022

8. Other current financial assets – others

As at 31 December 2022 and 2021 other current financial assets – others are consisted of :

	Consolidated financial statements		Separate financial statements	
	2022	2021	2022	2021
Unit trusts – at cost	14,377	179,666	9,377	126,385
Gain (loss) on fair value adjustment	(5,094)	(839)	(5,134)	(1,430)
Total	9,283	178,827	4,243	124,955

Unit : Thousand Baht

The movements of other current financial assets – others for each of the years ended 31 December 2022 and 2021 are as follows :

	Consolidated financial statements		Separate financial statements	
	2022	2021	2022	2021
Balances at beginning of the years – at cost	179,666	188,102	126,385	105,411
Acquisition	-	125,700	-	125,700
Disposal	(165,289)	(134,136)	(117,008)	(104,726)
Total	14,377	179,666	9,377	126,385
Gain (loss) on fair value adjustment	(5,094)	(839)	(5,134)	(1,430)
Net	9,283	178,827	4,243	124,955

Unit : Thousand Baht

9. Bank deposit used as collateral

	Consolidated financial statements			
	2022		2021	
	Amount	Interest Rate	Amount	Interest Rate
Time deposit - collateral for bank overdraft	30,059	0.20%	30,000	0.20%

Unit : Thousand Baht

Since 2021, a subsidiary has guaranteed the business contract of a joint venture amounting to Baht 30 million, using the above deposit as collateral.

Prakit Holdings Public Company Limited and its Subsidiaries

Notes to the financial statements

For the year ended 31 December 2022

10. Other non-current financial assets

Unit : Thousand Baht

As at 31 December 2022

	Consolidated/ Separate financial statements		
	Marketable	Non marketable	
	equity securities	equity securities	Total
Equity Securities - at cost	122,663	8,643	131,306
Unrealized gain (loss) on fair value adjustment	(36,479)	-	(36,479)
Allowance for impairment	-	(3,143)	(3,143)
Net	86,184	5,500	91,684

Unit : Thousand Baht

As at 31 December 2021

	Consolidated/ Separate financial statements			
	Marketable	2-year	Non	
	equity securities	fixed deposit	marketable equity securities	Total
Fixed deposit (0.2% p.m.)	-	30,000	-	30,000
Equity Securities - at cost	133,135	-	3,143	136,278
Unrealized gain (loss) on fair value adjustment	(31,152)	-	-	(31,152)
Allowance for impairment	-	-	(3,143)	(3,143)
Net	101,983	30,000	-	131,983

Prakit Holdings Public Company Limited and its Subsidiaries

Notes to the financial statements

For the year ended 31 December 2022

Movements of other non-current financial assets for each of the years ended 31 December 2022 and 2021 are as follows :

	Unit : Thousand Baht	
	Consolidated/ Separate financial statements	
	2022	2021
Balances at beginning of the years	166,278	167,354
Invest in fixed deposit	-	30,000
Acquisition	14,675	20,964
Redemption	(30,000)	(2,000)
Sold	(19,647)	(50,040)
Total	131,306	166,278
Unrealized gain (loss) on fair value adjustment	(36,479)	(31,152)
Allowance for impairment	(3,143)	(3,143)
Net	91,684	131,983

Differences between fair values and cost are treated as “unrealized gain (loss) all fair value adjustment in securities” and presented in the statements of comprehensive income.

The Company’s Board of Directors meeting No. 4/2022 held on 12 April 2022 passed an approval to invest in 500,000 shares of D.OASIS CITY Ltd., at Baht 10 per share, totaling Baht 5,000,000 and fully paid on 7 July 2022.

The Company’s Board of Directors meeting No. 4/2022 held on 12 April 2022 passed an approval to invest in 50,000 shares of D.OASIS STUDIOS Ltd., at Baht 10 per share, totaling Baht 500,000 and fully paid on 7 July 2022.

11. Investments in joint venture , associated and subsidiary companies

As at 31 December 2022 :

Unit : Thousand Baht

Consolidated financial statements						
Entitles’ Name	Type of business	Paid-up share capital (Baht)	Investment Ownership (%)	Valuation		Dividend received
				Cost method	Equity method	
Associated Companies						
Direct Response Recruitment (Thailand) Co., Ltd.						
	Advertising	2,000,000	49.00	1,421	707	-
Sukhumvit 62 Medical Ltd.						
	Hospital	1,545,000,000	32.3625	500,000	386,770	-
Joint Venture (Held by a subsidiary)						
Bangkok Writer and Partners Ltd.						
	Advertising	10,000,000	42.00	16,800	23,685	-
					411,162	-

Prakit Holdings Public Company Limited and its Subsidiaries

Notes to the financial statements

For the year ended 31 December 2022

As at 31 December 2021 :

Unit : Thousand Baht

Consolidated financial statements

Entitles’ Name	Type of business	Valuation				
		Paid-up share capital	Investment Ownership	Cost	Equity	Dividend
		(Baht)	(%)	method	method	received
Associated Companies						
Direct Response Recruitment						
(Thailand) Co., Ltd.	Advertising	2,000,000	49.00	1,421	785	-
Sukhumvit 62 Medical Ltd.	Hospital	1,000,000,000	33.00	330,000	267,028	-
Joint Venture (Held by a subsidiary)						
Bangkok Writer and Partners Ltd.	Advertising	10,000,000	42.00	16,800	23,175	1,260
					290,988	1,260

The Company's Board of Directors meeting No. 4/2022 held on 12 April 2022 passed an approval to invest in 1,700,000 shares of Sukhumvit 62 Medical Ltd., Baht 100 per share, totaling Baht170,000,000, resulting in the proportion of investment in Sukhumvit 62 Medical Ltd. was changed from 33.00% to 32.3625%.

As at 31 December 2022 and 2021

Unit : Thousand Baht

Separate financial statements

Entitles' Name	Type of business	Paid-up share	Investment Ownership		Valuation of investments		Dividend	
		Capital	Ownership		by cost method			
		(Baht/ US\$)	(%)					
			2022	2021	2022	2021	2022	2021
Subsidiary Companies								
Prakit Advertising Ltd.	Advertising	10,000,000	99.99	99.99	9,999	9,999	9,999	4,999
Marketing Drive Worldwide								
(Thailand) Ltd.	Advertising	2,000,000	99.965	99.965	1,999	1,999	1,999	1,999
Prakit Advertising Co.,Ltd.(Myanmar)	Advertising	50,000 US\$	70.00	70.00	1,154	1,154	-	-
Total					13,152	13,152		
Associated Companies								
Direct Response Recruitment								
(Thailand) Co., Ltd.	Advertising	2,000,000	49.00	49.00	1,421	1,421	-	-
Sukhumvit 62 Medical Ltd.	Hospital	1,545,000,000	32.3625	33.00	500,000	330,000	-	-
Total					501,421	331,421		
Total					514,573	344,573	11,998	6,998
Less Allowance for impairment loss					-	-		
Total investments					514,573	344,573		

Prakit Holdings Public Company Limited and its Subsidiaries
Notes to the financial statements
For the year ended 31 December 2022

The financial statements of associates and joint ventures and the Group's interests in these entities are as follows:

Unit : Thousand Baht

	Direct Response					
	Recruitment (Thailand)		Bangkok Writer and		Sukhumvit 62	
	Co., Ltd.		Partners Ltd.		Medical Ltd.	
	2022	2021	2022	2021	2022	2021
Total assets	2,636	2,537	102,134	97,017	2,385,492	1,165,061
Total liabilities	1,191	934	75,742	71,839	1,014,980	183,878
Total income	9	10	171,453	122,235	34,168	543
Profit (loss) for the years	(158)	(133)	1,213	1,165	(155,671)	(14,074)
Share of profit (loss) on equity method	(77)	(65)	510	489	(50,258)	(4,722)
Group share of net asset	707	785	23,685	23,175	386,770	267,028

12. Loans to employees

As at 31 December 2022 and 2021 , the movements of loans to employees are as follows :

Unit : Thousand Baht

	Consolidated financial statements		Separate financial statements	
	2022	2021	2022	2021
Balances at beginning of the years	140	230	-	-
Add increase during the years	-	-	-	-
Total	140	230	-	-
Less decrease during the years	(60)	(90)	-	-
Balances at the end of the years	80	140	-	-
Less current portion of due within 1 year	(60)	(60)	-	-
Net	20	80	-	-

According to the Company's policy, the interest free loans are provided to its employees as staff welfare. Current portion of loans to employees was included in other receivables.

13. Investment property

As at 30 September 2022, the Company has entered into the sales agreement of 2 plots of lands to Magnolia Quality Development Corporation Limited and CP Future City Development Corporation limited and Ek-Chai Distribution System Company Limited at a total selling price of Baht 503,200,000. The lands will be transferred to the buyers within 31 March 2023. The Company has received deposit under the sales agreement in the amount of Baht 130,000,000.

As at 31 December 2022, investment property, which is going to be sold is classified as “non-current assets held for sale” at the book value of Baht 46.215 million, the fair value is approximately Baht 503.20 million (2021 : Baht 389.73 million).

Prakit Holdings Public Company Limited and its Subsidiaries**Notes to the financial statements****For the year ended 31 December 2022**

The Board of Directors Meeting of the Company No. 8/2021, held on 28 September 2021, passed an approval to purchase land and an 8-storey office building at Soi Sukhumvit 62, Bangkok at the price of Baht 223 million from Seven Utilities and Power Public Company Limited. The Company paid a deposit of Baht 100 million on the date of signing the contract. The Company received the transfer of ownership of such land and office buildings on 28 December 2022.

Measurement of fair value

The fair value of non-current assets held for sale (investment property) was assessed by an external independent property appraiser. The Group has its policy to reassess the fair value of the Group's investment property for every 3 years.

The fair value measurement for non-current assets held for sale (investment property) of Baht 503.20 million (2021 : Baht 389.73 million) has been categorised under level 2 fair value based on the inputs to the valuation technique used.

Prakit Holdings Public Company Limited and its Subsidiaries

Notes to the financial statements

For the year ended 31 December 2022

14. Property, plant and equipment

Unit : Thousand Baht

Consolidated financial statements									
At Cost	Land	Buildings and improvement	Land improvement	Leasehold asset improvement	Furniture and fixtures	Office equipment	Vehicles	Work in progress	Total
As at 1 January 2021	54,811	95,032	2,699	55	32,206	26,230	13,502	-	224,535
Purchases	-	-	-	-	-	612	-	-	612
Disposals	-	-	-	-	(19)	(521)	-	-	(540)
As at 31 December 2021 /									
1 January 2022	54,811	95,032	2,699	55	32,187	26,321	13,502	-	224,607
Purchases	-	-	-	-	765	1,445	350	8,607	11,167
Disposals	-	(582)	-	(55)	(371)	(510)	(728)	-	(2,246)
As at 31 December 2022	54,811	94,450	2,699	-	32,581	27,256	13,124	8,607	233,528
Accumulated depreciation									
As at 1 January 2021	-	83,202	2,170	55	22,400	19,464	7,771	-	135,062
Depreciation for the year	-	4,085	90	-	4,300	2,352	1,333	-	12,160
Disposals	-	-	-	-	(19)	(474)	-	-	(493)
As at 31 December 2021 /									
1 January 2022	-	87,287	2,260	55	26,681	21,342	9,104	-	146,729
Depreciation for the year	-	4,086	90	-	3,183	2,074	1,075	-	10,508
Disposals	-	(548)	-	(55)	(371)	(508)	(728)	-	(2,210)
As at 31 December 2022	-	90,825	2,350	-	29,493	22,908	9,451	-	155,027
Net book Value									
As at 31 December 2021	54,811	7,745	439	-	5,506	4,979	4,398	-	77,878
As at 31 December 2022	54,811	3,625	349	-	3,088	4,348	3,673	8,607	78,501

Prakit Holdings Public Company Limited and its Subsidiaries

Notes to the financial statements

For the year ended 31 December 2022

Unit : Thousand Baht

	Separate financial statements							
	Land	Buildings and improvement	Land improvement	Furniture and fixtures	Office equipment	Vehicles	Work in progress	Total
At Cost								
As at 1 January 2021	54,811	95,032	2,699	31,648	22,729	10,989	-	217,908
Purchases	-	-	-	-	321	-	-	321
Disposals	-	-	-	(20)	(276)	-	-	(296)
As at 31 December 2021 / 1 January 2022	54,811	95,032	2,699	31,628	22,774	10,989	-	217,933
Purchase	-	-	-	762	557	350	8,607	10,276
Disposal	-	(582)	-	(351)	(134)	(729)	-	(1,796)
As at 31 December 2022	54,811	94,450	2,699	32,039	23,197	10,610	8,607	226,413
Accumulated depreciation								
As at 1 January 2021	-	83,202	2,170	22,060	16,481	7,244	-	131,157
Depreciation for the year	-	4,085	90	4,235	2,067	894	-	11,371
Disposals	-	-	-	(19)	(254)	-	-	(273)
As at 31 December 2021 / 1 January 2022	-	87,287	2,260	26,276	18,294	8,138	-	142,255
Depreciation for the year	-	4,086	90	3,126	1,583	635	-	9,520
Disposals	-	(548)	-	(352)	(132)	(728)	-	(1,760)
As at 31 December 2022	-	90,825	2,350	29,050	19,745	8,045	-	150,015
Net book Value								
As at 31 December 2021	54,811	7,745	439	5,352	4,480	2,851	-	75,678
As at 31 December 2022	54,811	3,625	349	2,989	3,452	2,565	8,607	76,398

As at 31 December 2022 and 2021, certain portions of land and buildings at the value of Baht 58.44 million and Baht 62.56 million, respectively have been mortgaged to secure the bank overdraft of a subsidiary.

Prakit Holdings Public Company Limited and its Subsidiaries

Notes to the financial statements

For the year ended 31 December 2022

15. Deferred tax

Unit : Thousand Baht

	Consolidated financial statements		Separate financial statements	
	2022	2021	2022	2021
Deferred tax assets	22,920	19,849	15,637	12,926
Deferred tax liabilities	-	-	-	-
Net	22,920	19,849	15,637	12,926

Movements in deferred tax assets and liabilities during for the years ended 31 December 2022 and 2021 are detailed as follows :

Unit : Thousand Baht

	Consolidated financial statements				
		(Charged) / Credited to:			
		Profit or	Other	Recognized	
	1 January 2022	loss	comprehen- sive income	direct to Equity	31 December 2022
<i>Deferred tax assets</i>					
Trade accounts receivable	1,284	(3)	-	-	1,281
Allowance for expected credit loss	199	(117)	-	-	82
Financial assets at profit or loss	628	-	-	-	628
Financial assets at FVOCI	7,962	1,124	1,066	-	10,152
Employee benefit obligations	9,776	592	409	-	10,777
Total	19,849	1,596	1,475	-	22,920

Unit : Thousand Baht

	Consolidated financial statements				
		(Charged) / Credited to:			
		Profit or	Other	Recognized	
	1 January 2021	loss	comprehen- sive	direct to	31 December 2021
			income	Equity	
Deferred tax assets					
Trade accounts receivable	1,284	-	-	-	1,284
Allowance for expected credit loss	-	199	-	-	199
Financial assets at profit or loss	628	-	-	-	628
Financial assets at FVOCI	6,219	3,421	(1,678)	-	7,962
Employee benefit obligations	9,644	132	-	-	9,776
Total	17,775	3,752	(1,678)	-	19,849

Prakit Holdings Public Company Limited and its Subsidiaries

Notes to the financial statements

For the year ended 31 December 2022

Unit : Thousand Baht

Separate financial statements

	1 January 2022	(Charged) / Credited to:			31 December 2022
		Profit or loss	Other comprehen- sive income	Recognized direct to Equity	
Deferred tax assets					
Allowance for expected credit loss	30	39	-	-	69
Financial assets at profit or loss	628	-	-	-	628
Financial assets at FVOCI	8,081	1,013	1,066	-	10,160
Employee benefit obligations	4,187	253	340	-	4,780
Total	12,926	1,305	1,406	-	15,637

Unit : Thousand Baht

Separate financial statements

	1 January 2021	(Charged) / Credited to:			31 December 2021
		Profit or loss	Other comprehen- sive income	Recognized direct to Equity	
Deferred tax assets					
Allowance for expected credit loss	-	30	-	-	30
Financial assets at profit or loss	628	-	-	-	628
Financial assets at FVOCI	6,417	3,341	(1,677)	-	8,081
Employee benefit obligations	4,064	123	-	-	4,187
Total	11,109	3,494	(1,677)	-	12,926

Prakit Holdings Public Company Limited and its Subsidiaries

Notes to the financial statements

For the year ended 31 December 2022

16. Trade accounts and other payables

As at 31 December 2022 and 2021, trade accounts payable and other payables are consisted of :

	Consolidated financial statements		Separate financial statements	
	2022	2021	2022	2021
Trade accounts payable				
Trade accounts and notes payable				
Related parties	4,462	4,083	24,350	19,651
Other companies	35,512	43,932	1,142	3,155
Media and notes payable				
Related parties	-	-	-	104
Other companies	77,295	139,404	60,671	118,227
Total	117,269	187,419	86,163	141,137
Other payables				
Billing agent payable - related parties	2,412	4,525	589	702
Staff expenses payable - related parties	-	-	1,385	1,392
Share payable	-	1,983	-	1,983
Deposits received from customer	18,556	21,098	8,115	14,585
Accrued expenses	1,934	1,796	1,389	1,360
Others	629	2,880	541	2,721
Total	23,531	32,282	12,019	22,743
Total trade accounts and other payables	140,800	219,701	98,182	163,880

17. Deferred lease right

As at 31 December 2022 and 2021, movements of deferred lease right are as follows :

	Consolidated/ Separate financial statements	
	2022	2021
Deferred lease right	8,570	9,680
Recognised as earnings during the years	(1,107)	(1,110)
Net	7,463	8,570

Prakit Holdings Public Company Limited and its Subsidiaries

Notes to the financial statements

For the year ended 31 December 2022

Deferred lease right represents amount of advance received from a company for leasing a plot of land from the Company for a period of 29 years. Furthermore, the Company receives additional annual rental from the aforesaid lease contract as follows :

Unit : Thousand Baht	
<u>Year</u>	<u>Annual rental income</u>
2021-2025	439
2026-2029	483

18. Employee benefit obligations

	Unit : Thousand Baht			
	<u>Consolidated financial statements</u>		<u>Separate financial statements</u>	
	<u>2022</u>	<u>2021</u>	<u>2022</u>	<u>2021</u>
Defined benefit obligations at 1 January	48,875	48,221	20,934	20,313
Actuarial loss	2,047	-	1,701	-
Service cost	3,020	3,450	1,066	1,062
Interest on obligation	476	490	198	187
Defined benefit obligations paid	(532)	(3,286)	-	(628)
Defined benefit obligations at 31 December	53,886	48,875	23,899	20,934

As at 31 December 2022, the weighted-average duration of the defined benefit obligation of the Company was 9 years and the subsidiaries were 9 - 16 years).

Actuarial assumptions at the reporting date are detailed as follows :

	<u>Consolidated</u>		<u>Separate</u>	
	<u>financial statements</u>		<u>financial statements</u>	
	<u>2022</u>	<u>2021</u>	<u>2022</u>	<u>2021</u>
	(%)			
Discount rate	2.30-2.96	1.09-1.49	2.30	1.09
Turnover rate	4.30-34.38	4.78-34.38	4.30-34.38	5.73-34.38
Future salary increases	3.00	3.00	3.00	3.00
Mortality rate	According to 2017 Thailand Mortality Ordinary Life Table			

Prakit Holdings Public Company Limited and its Subsidiaries

Notes to the financial statements

For the year ended 31 December 2022

Sensitivity analysis

Reasonably possible changes at the reporting date to one of the relevant actuarial assumptions, holding other assumptions constant, would have affected the defined benefit obligation by the amounts shown below.

	Unit : Thousand Baht			
	Consolidated		Separate	
	financial statements		financial statements	
<i>Defined benefit obligation 31 December 2022</i>	Increase	Decrease	Increase	Decrease
Discount Rate (0.50% change)	(1,353)	1,424	(569)	595
Salary Increase Rate (1.00% change)	2,878	(2,649)	1,198	(1,116)
Turnover Rate (20.00% change)	(2,444)	2,689	(1,096)	1,206

19. Share Capital

		Unit : Thousand shares/Thousand Baht			
	Par value	2022		2021	
	(Baht)	No. of shares	Baht	No. of shares	Baht
<i>Shares registered</i>					
As at 1 January		94,439	94,439	94,439	94,439
As at 31 December	1	94,439	94,439	94,439	94,439
<i>Issued and paid-up shares</i>					
As at 1 January		60,450	60,450	60,450	60,450
As at 31 December	1	60,450	60,450	60,450	60,450

20. Capital surplus and reserves

Share premium

Section 51 of the Public Companies Act B.E. 1992 requires the Company to set aside share subscription monies received in excess of the par value of the shares issued to a reserve account ("share premium"). Share premium is not available for dividend distribution.

Legal reserve

Section 116 of the Public Companies Act B.E. 1992 requires that the Company shall allocate not less than 5% of its annual net profit, less any accumulated losses brought forward, to a reserve account ("legal reserve"), until this account reaches an amount not less than 10% of the registered authorised capital. The legal reserve is not available for dividend distribution.

Prakit Holdings Public Company Limited and its Subsidiaries

Notes to the financial statements

For the year ended 31 December 2022

Other component of equity

Currency translation differences

The currency translation differences account in equity comprises all foreign currency differences arising from the translation of the financial statements of foreign operations in other countries.

Fair value changes in other non-current financial assets

The fair value changes in other non-current financial assets account within equity comprises the cumulative net change in the fair value of other non-current financial assets until derecognized .

21. Dividend

The Company

The Annual General Meeting of the Company's No.1/2022 held on 25 April 2022 passed a resolution to pay dividend at the rate of Baht 0.60 per share , amounting to Baht 36.27 million and was paid on 23 May 2022.

Subsidiaries

The shareholders of two subsidiaries in their Annual Shareholders' Meetings No.1/2022 held on 26 April 2022 and 28 April 2022 passed their resolutions to pay dividend at Baht 100 per share amounting to Baht 10 million and Baht 2 million, respectively, and were paid on 18 May 2022.

22. Segment information

The Group has three reportable segments, as described below, which are the Group's strategic divisions. The strategic divisions offer different services and are managed separately. For each of the strategic divisions, the chief operating decision maker (CODM) reviews internal management reports on at least a quarterly basis. The following summary describes the operations in each of the Group's reportable segments.

- Segment 1 Advertising production
- Segment 2 Media agency
- Segment 3 Investing business

In addition, the Group has presented the information relating to geographic segments based on the geographical location of assets. Information regarding the results of each reportable segment is included in the internal management reports that are reviewed by the Group's CODM.

Prakit Holdings Public Company Limited and its Subsidiaries

Notes to the financial statements

For the year ended 31 December 2022

Information in reportable segment in the consolidated financial statement information for each of the year ended 31 December 2022 and 2021 are as follows :

Unit : Million Baht

	Service income		Commission income		Investment income		Total	
	2022	2021	2022	2021	2022	2021	2022	2021
Revenues	186	167	111	136	3	7	300	310
Profit for reportable segments	35	28	39	68	3	7	77	103
Unallocated other income							(28)	18
Unallocated expenses							(92)	(91)
Profit (loss) before income tax							(43)	30

Unit : Million Baht

	Service income		Commission income		Investment income		Total	
	2022	2021	2022	2021	2022	2021	2022	2021
Total assets for reportable segments	33	29	135	109	515	576	683	714
Other unallocated assets	-	-	-	-	-	-	507	493
Total assets	33	29	135	109	515	576	1,190	1,207

Information relating to geographical segments in the consolidated financial statements for each of the years ended 31 December 2022 and 2021 are as follows :

Unit : Million Baht

	Domestic		Overseas		Total	
	2022	2021	2022	2021	2022	2021
Commission , services and investment income	295	302	5	8	300	310
Profit for reportable segment	79	102	(2)	1	77	103
Total assets for reportable segment	1,159	1,168	31	39	1,190	1,207

23. Provident fund

The Group and their employees have jointly established a provident fund in accordance with the Provident Fund Act B.E. 2530. The Company, the subsidiary companies and their employees contributed to the fund monthly at the rate of 5 percent of the basic salary. The fund, which is managed by Thanachart Fund Management Co., Ltd. will be paid to employees upon termination in accordance with the fund rules. For the years ended 31 December 2022 and 2021, the Group contributed to the fund in the amounts of Baht 5.30 million and Baht 5.39 million, respectively.

Prakit Holdings Public Company Limited and its Subsidiaries

Notes to the financial statements

For the year ended 31 December 2022

24. Expense classification

Significant expenses classified by nature are consisted of :

Unit : Thousand Baht

	Consolidated financial statements		Separate financial statements	
	2022	2021	2022	2021
Employee expenses	156,803	150,368	74,202	65,212
Costs of services	150,548	139,863	20,979	18,669
Depreciation	10,508	12,160	9,520	11,371

25. Income tax

Income tax for the years ended 31 December 2022 and 2021 are as follows :

Unit: Thousand Baht

	Consolidated financial statements		Separate financial statements	
	2022	2021	2022	2021
Current income tax	5,037	11,080	2,630	8,102
Deferred income tax	(1,596)	(3,752)	(1,305)	(3,494)
Total	3,441	7,328	1,325	4,608

Income tax recognized in other comprehensive income :

Unit: Thousand Baht

	Consolidated financial statements					
	2022			2021		
	Tax (expense)			Tax (expense)		
	Before tax	income	Net of tax	Before tax	income	Net of tax
Other non-current financial assets	(5,327)	1,066	(4,261)	8,389	(1,678)	6,711
Gain (loss) on sales of other non-current financial assets	7,882	-	7,882	4,306	-	4,306
Employee benefit obligations	(2,047)	409	(1,638)	-	-	-
Total	508	1,475	1,983	12,695	(1,678)	11,017

Prakit Holdings Public Company Limited and its Subsidiaries

Notes to the financial statements

For the year ended 31 December 2022

Unit: Thousand Baht

Separate financial statements						
	2022			2021		
	Tax			Tax		
	(expense)			(expense)		
	Before tax	income	Net of tax	Before tax	income	Net of tax
Other non-current financial assets	(5,327)	1,066	(4,261)	8,389	(1,678)	6,711
Gain (loss) on sales of other non-current financial assets	7,882	-	7,882	4,306	-	4,306
Employee benefit obligations	(1,702)	340	(1,362)	-	-	-
Total	853	1,406	2,259	12,695	(1,678)	11,017

Reconciliation between the average effective tax rate and the applicable tax rate for the years ended 31 December 2022 and 2021 , are as follows :

Unit : Thousand Baht

Consolidated financial statements				
	2022		2021	
	Rate (%)	Amount	Rate (%)	Amount
Profit (loss) before income tax expense		(43,265)		30,180
Income tax using the Thai corporation tax rate	20.00	(8,653)	20.00	6,036
Effect From elimination with subsidiaries		4,129		2,673
Exemption of income/additional expenses allowed		(3,204)		(2,957)
Expenses not deductible for tax purposes and others		4,112		5,328
Loss for the years		8,653		-
Current income tax		5,037		11,080
Change in temporary differences		(1,596)		(3,752)
Income tax expenses	7.95	3,441	24.28	7,328

Prakit Holdings Public Company Limited and its Subsidiaries

Notes to the financial statements

For the year ended 31 December 2022

Unit : Thousand Baht

	Separate financial statements			
	2022		2021	
	<i>Rate (%)</i>	<i>Amount</i>	<i>Rate (%)</i>	<i>Amount</i>
Profit before income tax expense		13,202		33,536
Income tax using the Thai corporation tax rate	20.00	2,640	20.00	6,707
Exemption of income/additional expenses allowed		(3,030)		(2,954)
Expenses not deductible for tax purposes and others		3,020		4,349
Current income tax		2,630		8,102
Change in temporary differences		(1,305)		(3,494)
Income tax expenses	10.04	1,325	13.74	4,608

The income tax expenses is computed from the profit before income tax, which is in accordance with the regulation in the Revenue Code.

26. Earnings (loss) per share

The calculation of basic earnings (loss) per share for each of the years ended 31 December 2022 and 2021 is based on the profit (loss) for each year attributable to shareholders of the Company and the number of ordinary shares outstanding during each year by using weighted average number of ordinary shares during each year as follows :

Unit : Thousand Baht/ Thousand Shares

	Consolidated financial statements		Separate financial statements	
	2022	2021	2022	2021
Profit (Loss) attributable to ordinary shareholders of the Company	(46,153)	22,696	11,877	28,928
Number of ordinary shares outstanding	60,450	60,450	60,450	60,450
Basic earnings (loss) per share (Baht)	(0.76)	0.38	0.20	0.48

27. Financial instruments

28.1 Financial risk management policies

The Group's board of directors manages the financial risks for the establishment and oversight of the risk management framework. The board of directors has established the risk management committee, which is responsible for developing and monitoring the Group's risk management policies. The risk reports identifies risk factors based on their level and potential impact. These risks include credit risk, interest rate risk, foreign exchange risk and, liquidity risk.

The Risk Management Committee will report regularly to the board of directors on its activities.

Prakit Holdings Public Company Limited and its Subsidiaries

Notes to the financial statements

For the year ended 31 December 2022

Credit risk

Credit risk refers to the risk that counterparty will default on its agreement and conditions resulting in collection losses to the Group. Credit limit is granted for a specific credit amount and is being monitored regularly. Furthermore, the Group manage the risk by adopting the policy of only dealing with creditworthy counterparty and obtaining sufficient collateral or other security where appropriate, as a means of mitigating the risk of financial losses from defaults.

Interest rate risk

Interest rate risk arises from the potential change in market interest rates to having affected the value of the financial assets and liabilities of the Group. Financial assets and liabilities interest rates are mainly adjust in accordance to market rate or are fixed which is close to current market rate.

The Group has the significant financial assets and liabilities are classified by type of interest rate, and the fixed interest rates are classified based on the maturity date or the date of new interest rate is applied, whichever is earlier.

As at 31 December 2022, significant financial assets and liabilities of the Group were exposed to the interest rate risk as follows :

Unit : Thousand Baht

Consolidated financial statements							
	Fixed Rate			Adjusted to market rate	No interest rate	Total	Interest rates (%) per annum)
	Within 1 year	1 - 5 years	>5 years				
Financial assets							
Cash and cash equivalents	-	-	-	57,545	8,605	66,150	0.25-0.30
Trade and other receivables	-	-	-	-	192,782	192,782	-
Other current financial assets	-	-	-	-	12,412	12,412	-
Bank deposit used as collateral	30,059	-	-	-	-	30,059	0.20
Other non-current financial assets	-	-	-	-	91,684	91,684	-
Financial liabilities							
Trade and other payables	-	-	-	-	140,800	140,800	-

Prakit Holdings Public Company Limited and its Subsidiaries

Notes to the financial statements

For the year ended 31 December 2022

Unit : Thousand Baht

Separate financial statements							
	Fixed Rate			Adjusted to market rate	No interest rate	Total	Interest rates (%) per annum)
	Within 1 year	1 - 5 years	>5 years				
Financial assets							
Cash and cash equivalents	-	-	-	15,447	4,693	20,140	0.25-0.30
Trade and other receivables	-	-	-	-	136,512	136,512	-
Other current financial assets	-	-	-	-	7,372	7,372	-
Other non-current financial assets	-	-	-	-	91,684	91,684	-
Financial liabilities							
Trade and other payables	-	-	-	-	98,182	98,182	-

As at 31 December 2021, significant financial assets and liabilities of the Group were exposed to the interest rate risk as follows :

Unit : Thousand Baht

Consolidated financial statements							
	Fixed Rate			Adjusted to market rate	No interest rate	Total	Interest rates (%) per annum)
	Within 1 year	1 - 5 years	>5 years				
Financial assets							
Cash and cash equivalents	-	-	-	107,723	11,912	119,635	0.10
Trade and other receivables	-	-	-	-	187,951	187,951	-
Other current financial assets	-	-	-	-	183,322	183,322	-
Bank deposit used as collateral	30,000	-	-	-	-	30,000	0.20
Other non-current financial assets	-	30,000	-	-	101,983	131,983	0.20
Financial liabilities							
Trade and other payables	-	-	-	-	219,701	219,701	-

Prakit Holdings Public Company Limited and its Subsidiaries

Notes to the financial statements

For the year ended 31 December 2022

Unit : Thousand Baht

	Separate financial statements						
	Fixed Rate				No		Interest
	Within 1	1 - 5	>5	Adjusted to	interest		rates (%)
	year	years	years	market rate	rate	Total	per annum)
Financial assets							
Cash and cash equivalents	-	-	-	62,405	5,074	67,479	0.10
Trade and other receivables	-	-	-	-	168,467	168,467	-
Other current financial assets	-	-	-	-	129,450	129,450	-
Other non-current financial assets	-	30,000	-	-	101,983	131,983	0.20
Financial liabilities							
Trade and other payables	-	-	-	-	163,880	163,880	-

Foreign currency risk

The Group's exposure to foreign currency risks relating to purchase and sell which are denominated in foreign currency. The Group's management believes that foreign exchange rate risk will have no material effect to their operations.

As at 31 December 2022 and 2021, the Group is exposed to foreign exchange rate risk. As a result of having financial assets and liabilities denominated in foreign currencies as follows :

	Unit : Thousand Baht			
	Consolidated financial statements		Separate financial statements	
	2022	2021	2021	2020
Myanmar Kyat				
Cash and cash equivalents	17,644	20,284	-	-
Trade and other receivables	12,838	16,898	-	-
Other payables	(23,922)	(27,234)	-	-
Risky statement of financial position accounts	6,560	9,948	-	-

Liquidity risk

The Group monitors its liquidity risk and maintains a level of cash and cash equivalents deemed adequate by management to finance the Group's operations and to mitigate the effects of fluctuations in cash flows.

Prakit Holdings Public Company Limited and its Subsidiaries

Notes to the financial statements

For the year ended 31 December 2022

28.2 Fair values measurement

The fair value is the amount for which an asset could be exchanged, or a liability settled, between knowledgeable, willing parties in an arm's length transaction. Further information about the fair value assumptions is disclosed in the notes relating to those assets and liabilities.

Financial assets and financial liabilities with short-term maturities, are stated in the statement of financial position approximating their fair value.

The carrying amounts and fair values of financial assets and financial liabilities by category as at 31 December 2022 and 2021 are as follows :

Unit: Million Baht

As at 31 December 2022

	Consolidated financial Statements				
	Fair value through profit or loss	Fair value through other comprehensive income	Amortized cost	Total book value	Fair value
Financial assets					
Cash and cash equivalents	66	-	-	66	66
Trade and other receivables	-	-	193	193	193
Other current financial assets					
Private fund	3	-	-	3	3
Unit trusts	9	-	-	9	9
Bank deposit held as collateral	30	-	-	30	30
Other non-current financial assets					
Investment in marketable equity securities	-	86	-	86	86
Investment in non-marketable equity securities	5.5	-	-	5.5	5.5
Financial liabilities					
Trade accounts and other payables	-	-	141	141	141

Prakit Holdings Public Company Limited and its Subsidiaries

Notes to the financial statements

For the year ended 31 December 2022

Unit: Million Baht

As at 31 December 2022

	Separate financial Statements				
	Fair value	Fair value	Amortized	Total book	Fair value
	through	through other	cost	value	
	profit or loss	comprehensive income			
Financial assets					
Cash and cash equivalents	20	-	-	20	20
Trade and other receivables	-	-	136	136	136
Other current financial assets					
Private fund	3	-	-	3	3
Unit trusts	4	-	-	4	4
Other non-current financial assets					
Investment in marketable equity					
Securities	-	86	-	86	86
Investment in marketable equity securities	5.5	-	-	5.5	5.5
Financial liabilities					
Trade accounts and other payables	-	-	98	98	98

Unit: Million Baht

As at 31 December 2021

	Consolidated financial Statements				
	Fair value	Fair value	Amortized	Total book	Fair value
	through	through other	cost	value	
	profit or loss	comprehensive income			
Financial assets					
Cash and cash equivalents	120	-	-	120	120
Trade and other receivables	-	-	188	188	188
Other current financial assets					
Private fund	4	-	-	4	4
Unit trusts	179	-	-	179	179
Bank deposit held as collateral	30	-	-	30	30

Prakit Holdings Public Company Limited and its Subsidiaries

Notes to the financial statements

For the year ended 31 December 2022

Unit: Million Baht

As at 31 December 2021

Consolidated financial Statements					
	Fair value	Fair value			
	through	through other	Amortized	Total book	
	profit or loss	comprehensive income	cost	value	Fair value
Other non-current financial assets					
Investment in marketable equity					
securities	-	102	-	102	102
Time deposit 2 years	30	-	-	30	30
Financial liabilities					
Trade accounts and other payables	-	-	220	220	220

Unit: Million Baht

As at 31 December 2021

Separate financial Statements					
	Fair value	Fair value			
	through	through other	Amortized	Total book	
	profit or loss	comprehensive income	cost	value	Fair value
Financial assets					
Cash and cash equivalents	67	-	-	67	67
Trade and other receivables	-	-	168	168	168
Other current financial assets					
Private fund	4	-	-	4	4
Unit trusts	125	-	-	125	125
Other non-current financial assets					
Investment in marketable equity					
Securities	-	102	-	102	102
Time deposit 2 years	30	-	-	30	30
Financial liabilities					
Trade accounts and other payables	-	-	164	164	164

Fair value hierarchy

All assets and liabilities for which fair value is measured or disclosed in the financial statements are categorized within the fair value hierarchy into three levels based on categories of input to be used in fair value measurement as follows :

Prakit Holdings Public Company Limited and its Subsidiaries

Notes to the financial statements

For the year ended 31 December 2022

Level 1 Use of quoted market prices in an active market for such assets or liabilities.

Level 2 Use of other observable inputs for such assets or liabilities, whether directly or indirectly.

Level 3 Use of unobservable inputs such as estimates of future cash flows.

At the end of each reporting period, the Group determines whether transfers have occurred between levels within the fair value hierarchy for assets and liabilities held at the end of the reporting period that are measured at fair value on a recurring basis.

The following financial assets and liabilities are measured at fair value at 31 December 2022 :

Unit: Thousand Baht

Consolidated financial Statements				
	Level 1	Level 2	Level 3	Total
<i>Assets</i>				
<i>Other current financial assets</i>				
Private fund	-	3,130	-	3,130
Unit trusts	-	9,283	-	9,283
<i>Other non-current financial assets</i>				
Marketable equity securities	86,184	-	-	86,184
Others	-	-	5,500	5,500
Total assets	86,184	12,413	5,500	104,097

Unit: Thousand Baht

Separate financial Statements				
	Level 1	Level 2	Level 3	Total
<i>Assets</i>				
<i>Other current financial assets</i>				
Private fund	-	3,130	-	3,130
Unit trusts	-	4,243	-	4,243
<i>Other non-current financial assets</i>				
Marketable equity securities	86,184	-	-	86,184
Others	-	-	5,500	5,500
Total assets	86,184	7,373	5,500	99,057

Prakit Holdings Public Company Limited and its Subsidiaries

Notes to the financial statements

For the year ended 31 December 2022

The following financial assets and liabilities are measured at fair value at 31 December 2021 :

Unit: Thousand Baht

Consolidated financial Statements				
	Level 1	Level 2	Level 3	Total
<i>Assets</i>				
<i>Other current financial assets</i>				
Private fund	-	4,495	-	4,495
Unit trusts	-	178,827	-	178,827
<i>Other non-current financial assets</i>				
Marketable equity securities	101,983	-	-	101,983
Time deposit 2 years	-	30,000	-	30,000
Total assets	101,983	213,322	-	315,305

Unit: Thousand Baht

Separate financial Statements				
	Level 1	Level 2	Level 3	Total
<i>Assets</i>				
<i>Other current financial assets</i>				
Private fund	-	4,495	-	4,495
Unit trusts	-	124,955	-	124,955
<i>Other non-current financial assets</i>				
Marketable equity securities	101,983	-	-	101,983
Time deposit 2 years	-	30,000	-	30,000
Total assets	101,983	159,450	-	261,433

There was no transfer between the fair value levels in this accounting period.

Prakit Holdings Public Company Limited and its Subsidiaries

Notes to the financial statements

For the year ended 31 December 2022

Valuation Method for Measurement of Fair Value

Level 1 Fair value of marketable equity instruments are based on the closing price by reference to the Stock Exchange of Thailand.

Level 2 The fair value of investments in debt instrument is determined by using the net asset value as announced by Assets Management Companies.

Level 3 The fair values of non-marketable equity instruments are based on adjusted the asset method whereby the information is reasonably available.

28. Capital management

The primary objectives of the Group's capital management are to maintain their ability to continue on the ongoing basis and to maintain an appropriate structure.

As at 31 December 2022 and 2021, debt-to-equity ratios in the consolidated financial statement are 0.45:1 and 0.34:1, respectively, and in the separate financial statements are 0.34:1 and 0.24:1, respectively.

29. Commitments

As at 31 December 2022, the Company had commitments, which were not disclosed in other places in these financial statements, as follows :

The Group has obtained overdraft lines with several banks amounting to Baht 69.5 million. Land and building of the Company and bank deposits of a subsidiary company and of directors have been mortgaged and pledged as collateral. Certain directors of the Company and its subsidiary also have acted as guarantors.

The Company has pledged certain land and buildings as collateral for promissory notes, contract guarantee and bid bonds obtaining from banks for the joint venture in the amount of Baht 80 million.

A subsidiary has pledged its fixed deposits as mentioned in Note 9 as collateral for guaranteeing the business contract of a joint venture in the amount of Baht 7.5 million.

The director's government bonds amounting to Baht 500,000 were used as collateral for obtaining bank guarantee for the Company's electricity consumption with respect to the contract with Metropolitan Electricity Authority.

30. Other information

As at 31 December 2022 and 2021, net asset per share in the consolidated financial statements were Baht 13.53 per share and Baht 14.87 per share, respectively, and were Baht 14.06 per share and Baht 14.42 per share, respectively, in the separate financial statements.

31. Approval of financial statement

These financial statements have been approved for issue by the Company's Board of Directors on 27 February 2023 .

Report of Number of Shares Held by Directors and Executives

As of December 31, 2022

Name	2022		2021		Increase/ (Decrease)	2022 in total	Percentage
	Director/Executive	Spouse	Director/Executive	Spouse			
Mr. Prakit Apisarnthanarax	5,829,890	200,000	5,829,890	200,000	-	6,029,890	9.97
Mr. Phisal Prahadadangkura	25,300	6,000	25,300	63,700	(57,700)	31,300	0.05
Mr. Preecha Chaochotechuang	16,500	123,200	16,500	123,200	-	139,700	0.23
Mr. Bhawat Yupabhorn	-	-	-	-	-	-	-
Dr. Pichai Charnsupharindr	-	-	-	-	-	-	-
Mr. Vichien Nakintanond	-	-	-	-	-	-	-
Dr. Sukanya Nitungkorn	-	-	-	-	-	-	-
Mr. Apirak Apisarnthanarak	3,721,752	150,650	3,018,252	150,650	703,500	3,919,692	6.48
Ms. Wichuda Grairithikul	637,450	-	637,450	-	-	637,450	1.06
Mrs. Siriorn Chernpipat	-	-	-	-	-	-	-

Details of Executives and Controlling Persons of the Company

Director / Controlling person	Prakit Holdings PLC	Subsidiary Company			Joint Venture	Related Company		Other Company		
		Prakit Advertising	Marketing Drive Worldwide	Prakit Advertising (Myanmar)	Bangkok Writer & Partners	Direct Response Recruitment	Sukhumvit 62 Medical	62 Content & Design	Double P Marketing	Prakit & Associate
Mr. Prakrit Apisarnthanarax	B,A,C	A,C	C				C			A,C
Mr. Phisal Prahasdadangkura	B,C	C	C						C	
Mr. Preecha Chaochotechuang	C									
Mr. Bhawat Yupabhorn	F,G									
Dr. Pichai Charnsupharindr	F,G									
Mr. Vichien Nakintanond	C					C				
Dr. Sukanya Nitungkorn	F,G									
Mr. Apirak Apisarnthanarak	B,D	B,D	C	C	C		C	C		C
Ms. Wichuda Grairithikul	B	B		C	C			B,C	C	
Mrs. Siriorn Chernpipat	B	B		C						

A = President

B = Executive Board

C = Director

D = Managing Director

E = General Manager

F = Audit Committee

G = Independent Director

Detail of the Head of Internal Audit

Prakit Group has assigned Thirty-Four Audit Office Co., Ltd. as the Group's internal audit. Thirty-Four Audit Office Co., Ltd. assigned Mr. Thanadol Ruksapol as the head of internal audit of the Company.

Name

Mr. Thanadol Ruksapol

Education

- Bachelor of Accounting, Chulalongkorn University (1st Class Honors)
- Master of Accounting Chulalongkorn University
- Doctorate of Accounting Chulalongkorn University

Work Experience

2011-present	Thana Accounting Group and Thirty-Four Audit Office Co., Ltd.
2005-2011	Ernst & Young Corporate Services Limited
2004	KPMG Phoomchai Audit Co., Ltd.

Present Position

- Partner of Audit Group, Thana Accounting Group and Thirty-Four Audit Office Co., Ltd.
- Academics of the Board of Accounting Standards, Thailand to Federation of Accounting Professions
- Certified Public Accountant, registration number 8910
- Standards experts according to the Thai Financial Reporting Certificate (Dip-TFR)
- Cooperative auditor and inspector, Cooperative Auditing Department
- Auditor certified by the Office of the Auditor General of Thailand
- Branch Development Sub-Committee Federation of Accounting Professions
- Audit Committee of Companies listed on multiple stock exchanges (IPOs)

Contact

48bThana Place, 2nd Floor, Soi Charansanitwong 34, Charansanitwong Rd.,

Arun Amarin, Bangkok Noi, Bangkok 10700

Tel 02-4349999 Fax 02-4349998

Email : thanadol@thanacorp.com

Audit Committee Report

The Audit Committee was appointed by the Board of Directors. The Audit Committee is comprised of Dr. Pichai Charnsupharindr, Chairman, Miss Sukanya Nitungkorn and Mr. Bhawat Yupabhorm as members.

The Audit Committee performed its duties and responsibilities as assigned by the Board of Directors. This year, the Audit Committee held four meetings to review with the Management and the external auditor as summarized below:

Review of financial reports

The Audit Committee reviewed the 2022 quarter, annual, and consolidated financial statements. All adequate information in connection with the related transaction had been disclosed and complied with accounting standard under generally accepted accounting principles. The Executives participated in every meeting.

Review of internal control

The Audit Committee reviewed the internal control and internal audit of the Company and reported the result in the Audit Committee meeting every quarter. The committee agreed that the internal control system was adequate and effective for the type of business and no significant flaws. Moreover, the Audit Committee proposed to the Board of Directors to appoint the internal audit firm for continuously improving its internal control. The Board of Directors considered and approved the hiring of the internal auditor firm for 2022.

Review of corporate governance

The Audit Committee monitored and enforced compliance with the Company's regulations, ethics, and corporate governance, and announced the regulations and ethics to all employees. The Committee reported the compliance results to the Board of Directors quarterly. In case of any violations, the Committee would discuss with the Board to find solutions to put into practice. In 2022, no violation of the regulations, ethics and corporate governance were found.

Review of risk management

The Audit Committee reviewed the Company's risk management policy, management plan and operations and discussed with Management the area where risk might occur and presented preventive measures that could be applied.


Appointment of the external auditor

The Audit Committee considered, selected and proposed to appoint the Company's auditor, an individual with independence and qualifications in accordance with regulations of the Security Exchange of Thailand, including proposing the auditor's compensation. The Audit committee assigned the auditor to participate in the Audit Committee meeting at least once a year to discuss about important matters.

According to the all the reviews, the Audit Committee believes that The Company's Board of Directors, Executives and Employees have an excellence effort to deliver great performance results. The Company has been improving and adjusting its working procedures and systems to enhance the internal control system more adequately every year. It will lead the Company to sustainable growth and benefit itself and all stakeholders.

A handwritten signature in black ink, consisting of stylized, cursive letters and a long, sweeping horizontal line extending to the right.

Pichai Charnsupharindr
Chairman of Audit Committee



Prakit Holdings Public Company Limited