

Ref. No. 6573

12 May 2023

Subject: Management Discussion and Analysis of business operation and financial statements

To: President,
The Stock Exchange of Thailand

Airports of Thailand Public Company Limited and its subsidiaries

Management discussion and analysis of business operation and financial statements
for the three-month and six-month periods ended March 31st, 2023

Overall performance and significant events

Regarding the overall air traffic volume of Airports of Thailand Public Company Limited (AOT) from October 2022 to March 2023, the number of flights and passengers increased compared to that of the prior year's corresponding period because of the policy to fully open the country after pandemic situation of Coronavirus Disease 2019 (COVID-19) has unraveled. The number of passengers and service recipients are increasing in all categories of passengers. AOT has solved the problem by asking for cooperation from related departments to implement guidelines for efficient use of space within the terminal. In addition, AOT proposed a project to provide parking services and ground equipment services, passenger services and other related businesses including cargo services at Suvarnabhumi Airport of the third operator to proceed the project that was approved by Commission Policy on Private Participation in State Affairs. After that the Cabinet has approved the project on March 7th, 2023 and continue the proceeding in accordance with the steps required by law. Moreover, Suvarnabhumi Airport has installed a temporary international departure security screening point at the end of check-in counter on Row W of the terminal during the partial closure of the area at the international passenger security screening point to install the Automatic Return Tray System (ARTS). In order to facilitate and reduce the density of passengers, there will still be a screening point with equipment to serve the passengers as the same. The Service Hall at Don Mueang International Airport has been reopened to accommodate group tour passengers use and reduce congestion in the International Terminal, Terminal 1. The renovation of the building has

been completed in accordance with professional principles and practices. There are three professional councils, namely the Engineering Institute of Thailand, the Council of Engineers, and the Architect Council of Thailand come to take care and certify that the building is stable, strong and can be used safely.

AOT has introduced the Common Use Passenger Processing System (CUPPS) to solve the problem of congestion inside the terminal and facilitate passengers at AOT's airports. The system consists of 6 sub-systems, Common Use Terminal Equipment (CUTE), Common Use Self Service (CUSS), Common Use Bag Drop (CUBD), Passenger Validation System (PVS), Self-Boarding Gate (SBG) and Automated Biometric Identification System. This will facilitate passengers to check-in and drop off their baggage by themselves to reduce congestion at the terminals and enhance airport services to be comparable to the world's leading airports.

AOT was aware and gave priority to airlines and concessionaires at airports under AOT's supervision, especially during the COVID-19 pandemic situation in the past. AOT has issued measures to support the business status of airlines and concessionaires, which are the important supply chain of the airport and airlines industry, to enable them to maintain and continue their operation. AOT's Board of Director's meeting on November 25th, 2021 approved measures to support the business status of airlines and concessionaires by extending the period of assistance measures from March 31st, 2022 to March 31st, 2023 and extending the concession period for concessionaires operating commercial activities at six airports under AOT's responsibility for another year from the expiration date of the existing concession period. After the COVID-19 pandemic situation has unraveled, AOT has an incentive scheme for airlines to speed up their business recovery. On August 24th, 2022, AOT's Board of Directors approved an incentive scheme for airlines operating at six airports under AOT's responsibility for international and domestic scheduled flights that are new routes for passenger flights only from November 1st, 2022 – October 31st, 2025 by giving a discount on landing charges, parking charges and boarding bridge charges for 95% in the first year and 75% in the second and third years. Recently, AOT's Board of Director's meeting on January 18, 2023 approved the incentive and compensation program for airlines who move their services to the Midfield Satellite (SAT-1) Terminal at Suvarnabhumi Airport. In addition, AOT has approved measures to improve revenue collection from commercial operations during the transition from the Coronavirus Disease 2019 crisis to normal conditions, including the approval of guidelines for collecting, postponing and installing payments for using the Boarding Facilitation

Charge system at Don Mueang International Airport, Chiang Mai International Airport, Hat Yai International Airport and Mae Fah Luang Chiang Rai International Airport from June 2022 - May 2023 in form of credit account. However, detail of the projects and measures must be in accordance with the terms, conditions and guidelines prescribed by AOT who reserves the right to change, amend or cancel the projects and measures.

During the six-month period ended March 31st, 2023, the air traffic volume of the six airports under AOT's responsibility increased 91.06% or 314,083 flights compared to the prior year's corresponding period, comprising 145,946 international flights and 168,137 domestic flights. The total number of passengers increased 211.84% or 49.46 million compared to the prior year's corresponding period, comprising 24.96 million international passengers and 24.50 million domestic passengers.

1. Analysis of operations

1.1 Operating results for the three-month period ended March 31st, 2023

Unit: Million Baht

	Q2/2023	Q2/2022	Increase (decrease)	% YoY
Revenues from sales or services	11,000.76	3,017.02	7,983.74	264.62
<i>Aeronautical revenue</i>	5,552.14	1,247.11	4,305.03	345.20
<i>Portion</i>	50%	41%		
<i>Non-aeronautical revenue</i>	5,448.62	1,769.91	3,678.71	207.85
<i>Portion</i>	50%	59%		
Other income	94.39	527.00	(432.61)	(82.09)
Total revenues	11,095.15	3,544.02	7,551.13	213.07
<u>Less</u> Total expenses	8,007.93	6,704.96	1,302.97	19.43
Profit (loss) from operating	3,087.22	(3,160.94)	6,248.16	197.67
<u>Less</u> Share of loss from investment in associate	0.09	0.02	0.07	350.00
<u>Less</u> Finance cost	723.36	734.16	(10.80)	(1.47)
Profit (loss) before income tax	2,363.77	(3,895.12)	6,258.89	160.69
<u>Less</u> Income tax expenses (revenues)	432.39	(748.93)	1,181.32	157.73
Net profit (loss) for the period	1,931.38	(3,146.19)	5,077.57	161.39

1.1 Operating results for the three-month period ended March 31st, 2023 (cont'd)

Unit: Million Baht

	Q2/2023	Q2/2022	Increase (decrease)	% YoY
Profit (loss) attributable to:				
Equity holders of the Company	1,860.53	(3,276.46)	5,136.99	156.78
Non-controlling interests of the subsidiaries	70.85	130.27	(59.42)	(45.61)
Earnings (loss) per share (Baht)	0.13	(0.23)	0.36	156.52

For the three-month period ended March 31st, 2023, AOT generated net profit of Baht 1,860.53 million. Operating results increased by Baht 5,136.99 million compared to the prior year's corresponding period of which net loss was Baht 3,276.46 million. Revenues from sales or services increased by Baht 7,983.74 million or 264.62% as a result of an increase in aeronautical revenue of Baht 4,305.03 million or 345.20% and non-aeronautical revenue of Baht 3,678.71 million or 207.85% because of the rise in the total number of flights and passengers. Other income decreased by Baht 432.61 million or 82.09%. Total expenses increased by Baht 1,302.97 million or 19.43% mainly due to higher employee benefit expenses, outsourcing expenses, utilities expenses and other expenses, while loss on derivatives decreased. In addition, finance cost decreased by Baht 10.80 million or 1.47%. Income tax expenses increased by Baht 1,181.32 million or 157.73%, which was in line with an increase in operating results.

1.2 Operating results for the six-month period ended March 31st, 2023

Unit: Million Baht

	Oct'22 – Mar'23	Oct'21 – Mar'22	Increase (decrease)	% YoY
Revenues from sales or services	19,824.78	5,344.35	14,480.43	270.95
<i>Aeronautical revenue</i>	9,903.24	2,099.63	7,803.61	371.67
<i>Portion</i>	50%	39%		
<i>Non-aeronautical revenue</i>	9,921.54	3,244.72	6,676.82	205.77
<i>Portion</i>	50%	61%		
Other income	134.69	1,085.05	(950.36)	(87.59)
Total revenues	19,959.47	6,429.40	13,530.07	210.44

1.2 Operating results for the six-month period ended March 31st, 2023 (cont'd)

Unit: Million Baht

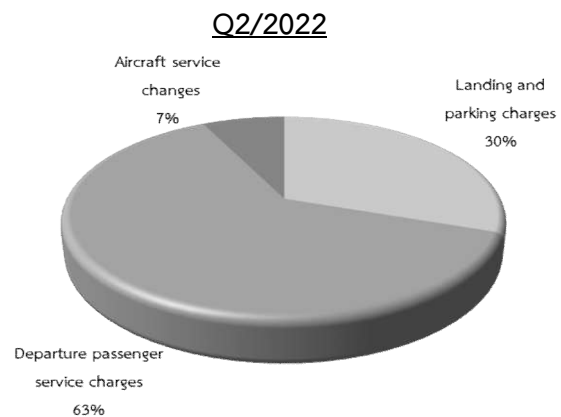
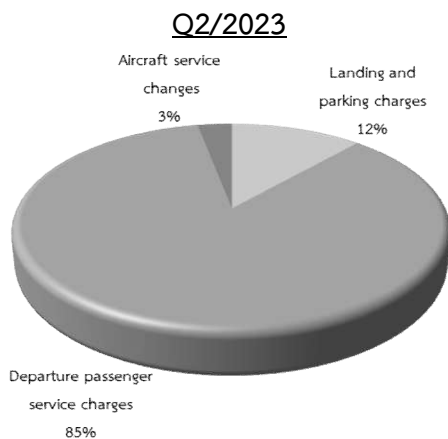
	Oct'22 – Mar'23	Oct'21 – Mar'22	Increase (decrease)	% YoY
<u>Less</u> Total expenses	15,626.24	14,245.11	1,381.13	9.70
Profit (loss) from operating	4,333.23	(7,815.71)	12,148.94	155.44
<u>Less</u> Share of loss from investment in associate	0.11	0.08	0.03	37.50
<u>Less</u> Finance cost	1,451.61	1,472.95	(21.34)	(1.45)
Profit (loss) before income tax	2,881.51	(9,288.74)	12,170.25	131.02
<u>Less</u> Income tax expenses (revenues)	547.97	(1,839.29)	2,387.26	129.79
Net profit (loss) for the period	2,333.54	(7,449.45)	9,782.99	131.32
Profit (loss) attributable to:				
Equity holders of the Company	2,203.30	(7,548.12)	9,751.42	129.19
Non-controlling interests of the subsidiaries	130.24	98.67	31.57	32.00
Earnings (loss) per share (Baht)	0.15	(0.53)	0.68	128.30

For the six-month period ended March 31st, 2023, AOT generated net profit of Baht 2,203.30 million. Operating results increased by Baht 9,751.42 million compared to the prior year's corresponding period of which net loss was Baht 7,548.12 million. Revenues from sales or services increased by Baht 14,480.43 million or 270.95% as a result of an increase in aeronautical revenue of Baht 7,803.61 million or 371.67% and non-aeronautical revenue of Baht 6,676.82 million or 205.77% because of the rise in the total number of flights and passengers. Other income decreased by Baht 950.36 million or 87.59%. Total expenses increased by Baht 1,381.13 million or 9.70% mainly due to a rise in employee benefit expenses, outsourcing expenses, and utilities expenses, while other expenses and loss on derivatives decreased. In addition, finance cost decreased by Baht 21.34 million or 1.45%. Income tax expenses increased by Baht 2,387.26 million or 129.79%, which was in line with an increase in operating results.

1.3 Aeronautical Revenue

Unit: Million Baht

	For the three-month period				For the six-month period			
	Jan'23 – Mar'23	Jan'22 – Mar'22	Increase (decrease)	%YoY	Oct'22 – Mar'23	Oct'21 – Mar'22	Increase (decrease)	%YoY
Landing and parking charges	645.62	378.52	267.10	70.56	1,235.55	703.14	532.41	75.72
Departure passenger service charges	4,738.54	778.74	3,959.80	508.49	8,344.87	1,237.05	7,107.82	574.58
Aircraft service charges	167.98	89.85	78.13	86.96	322.82	159.44	163.38	102.47
Total	5,552.14	1,247.11	4,305.03	345.20	9,903.24	2,099.63	7,803.61	371.67



A proportion of aeronautical revenue in each type of the second quarter of FY 2023 differed significantly from that of the prior year's corresponding period. The majority of aeronautical revenue arose from departure passenger service charges.

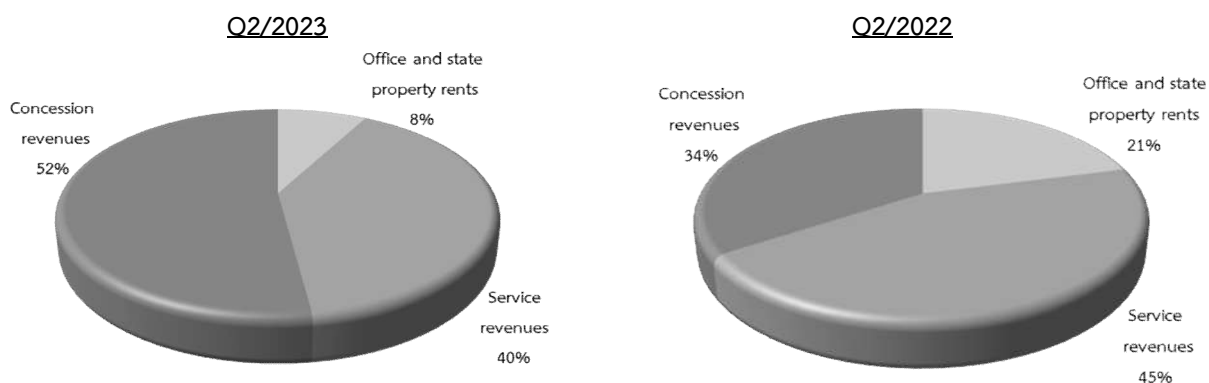
For the three-month period ended March 31st, 2023, aeronautical revenue of Baht 5,552.14 million increased by Baht 4,305.03 million or 345.20% compared to that of the prior year's corresponding period because departure passenger service charges increased by Baht 3,959.80 million or 508.49% due to a 195.54% increase in the total number of passengers at the six airports. Moreover, landing and parking charges increased by Baht 267.10 million or 70.56% because of a 79.81% increase in the total number of flights.

For the six-month period ended March 31st, 2023, aeronautical revenue of Baht 9,903.24 million increased by Baht 7,803.61 million or 371.67% compared to that of the prior year's corresponding period because departure passenger service charges increased by Baht 7,107.82 million or 574.58% due to a 211.84% increase in the total number of passengers at the six airports. Moreover, landing and parking charges increased by Baht 532.41 million or 75.72% because of a 91.06% increase in the total number of flights.

1.4 Non-Aeronautical Revenue

Unit: Million Baht

	For the three-month period				For the six-month period			
	Jan'23 – Mar'23	Jan'22 – Mar'22	Increase (decrease)	%YoY	Oct'22 – Mar'23	Oct'21 – Mar'22	Increase (decrease)	%YoY
Office and state property rents	429.03	370.80	58.23	15.70	814.48	725.68	88.80	12.24
Service revenues	2,181.37	793.41	1,387.96	174.94	3,963.45	1,442.73	2,520.72	174.72
Concession revenues	2,838.22	605.70	2,232.52	368.59	5,143.61	1,076.31	4,067.30	377.89
Total	5,448.62	1,769.91	3,678.71	207.85	9,921.54	3,244.72	6,676.82	205.77



A proportion of non-aeronautical revenue in each type of the second quarter of FY 2023 differ significantly from that of the prior year's corresponding period. The majority of non-aeronautical revenue came from concession revenues and service revenues.

For the three-month period ended March 31st, 2023, non-aeronautical revenue of Baht 5,448.62 million increased by Baht 3,678.71 million or 207.85% compared to that of the prior year's corresponding period due to higher concession revenues of Baht 2,232.52 million or 368.59% mainly due to a rise in duty-free, commercial trade and catering concession revenues. Moreover, service

revenues increased by Baht 1,387.96 million or 174.94% mainly arising from an increase in advance passenger processing service fees, boarding facilitation charges, ground aviation service and electricity.

For the six-month period ended March 31st, 2023, non-aeronautical revenue of Baht 9,921.54 million increased by Baht 6,676.82 million or 205.77% compared to that of the prior year's corresponding period due to higher concession revenues of Baht 4,067.30 million or 377.89% in line with an increase in the number of passengers and service recipients in the airports. The increase was mainly due to duty-free, commercial trade and catering concession revenues. Moreover, service revenues increased by Baht 2,520.72 million or 174.72% mainly arising from an increase in advance passenger processing service fees, boarding facilitation charges, ground aviation service and electricity.

1.5 Other income

Unit: Million Baht

	For the three-month period				For the six-month period			
	Jan'23 – Mar'23	Jan'22 – Mar'22	Increase (decrease)	%YoY	Oct'22 – Mar'23	Oct'21 – Mar'22	Increase (decrease)	%YoY
Gain on foreign exchange	7.76	389.91	(382.15)	(98.01)	-	749.36	(749.36)	(100.00)
Interest income	4.77	11.57	(6.80)	(58.77)	9.59	32.85	(23.26)	(70.81)
Gain on sales of assets	13.62	8.26	5.36	64.89	13.69	13.95	(0.26)	(1.86)
Discount on state property rental	-	-	-	-	-	119.63	(119.63)	(100.00)
Other income	68.24	117.26	(49.02)	(41.80)	111.41	169.26	(57.85)	(34.18)
Total	94.39	527.00	(432.61)	(82.09)	134.69	1,085.05	(950.36)	(87.59)

Other income for the three-month period ended March 31st, 2023 of Baht 94.39 million decreased by Baht 432.61 million or 82.09% compared to that of the prior year's corresponding period mainly due to a decrease in gain on foreign exchange of Baht 382.15 million. This was resulting from the foreign currency translation of long-term loans in Japanese yen. In addition, other income decreased by Baht 49.02 million.

Other income for the six-month period ended March 31st, 2023 of Baht 134.69 million decreased by Baht 950.36 million or 87.59% compared to that of the prior year's corresponding period mainly due to a decrease in gain on foreign exchange of Baht 749.36 million. This was resulting from the foreign currency translation of long-term loans in Japanese yen and discount on state property rental decreased by Baht 119.63 million because the Treasury Department reduced the state property rental in 2021 for AOT in the prior year due to COVID-19 pandemic. Therefore, the state property rental for the revenue sharing method of Suvarnabhumi Airport was adjusted. Moreover, other income decreased by Baht 57.85 million.

1.6 Total expenses

Unit: Million Baht

	For the three-month period				For the six-month period			
	Jan'23 – Mar'23	Jan'22 – Mar'22	Increase (decrease)	%YoY	Oct'22 – Mar'23	Oct'21 – Mar'22	Increase (decrease)	%YoY
Employee benefit expenses	2,516.12	1,872.40	643.72	34.38	4,955.34	3,700.65	1,254.69	33.90
Utilities expenses	926.42	621.19	305.23	49.14	1,733.56	1,207.25	526.31	43.60
Outsourcing expenses	1,085.64	620.06	465.58	75.09	2,045.32	1,219.97	825.35	67.65
Repairs and maintenance	541.31	533.26	8.05	1.51	1,052.05	963.98	88.07	9.14
State property rental	-	94.11	(94.11)	(100.00)	0.06	169.46	(169.40)	(99.96)
Depreciation and amortisation expenses	2,165.80	2,183.77	(17.97)	(0.82)	4,388.96	4,476.59	(87.63)	(1.96)
Loss on foreign exchange	-	-	-	-	6.85	-	6.85	100.00
Loss (reversal of loss) on impairment of assets	78.66	17.14	61.52	358.93	149.12	(12.20)	161.32	1,322.30
Loss on derivatives	2.18	304.34	(302.16)	(99.28)	10.26	603.95	(593.69)	(98.30)
Other expenses	691.80	458.69	233.11	50.82	1,284.72	1,915.46	(630.74)	(32.93)
Total	8,007.93	6,704.96	1,302.97	19.43	15,626.24	14,245.11	1,381.13	9.70

For the three-month period ended March 31st, 2023, total expenses of Baht 8,007.93 million increased by Baht 1,302.97 million or 19.43% compared to those of the prior year's corresponding period. The significant change was due to an increase in employee benefit expenses of Baht 643.72 million mainly arising from setup accrued bonus for employee and employment of AOT Ground Aviation Services Company Limited. In addition, outsourcing expenses increased by Baht 465.58 million mainly due to an increase in advance passenger processing system paid to the service provider. There were increases in utilities expenses of Baht 305.23 million, other expenses of Baht 233.11 million, while loss on derivatives decreased by Baht 302.16 million due to changes in fair value of derivatives. There were no significant changes in other categories of expenses compared to those of the prior year's corresponding period.

For the six-month period ended March 31st, 2023, total expenses of Baht 15,626.24 million increased by Baht 1,381.13 million or 9.70% compared to those of the prior year's corresponding period. The significant change was primarily due to an increase in employee benefit expenses of Baht 1,254.69 million mainly arising from setup accrued bonus for employee and employment of subsidiaries, AOT Ground Aviation Company Limited and AOT Aviation Security Services Company Limited. Moreover, outsourcing expenses increased by Baht 825.35 million mainly due to an increase in advance passenger processing system paid to the service provider. There were increases in utilities expenses of Baht 526.31 million, loss on impairment of assets of Baht 161.32 million, while other expenses decreased by Baht 630.74 million mainly came from provisions for litigation liabilities because in the prior year, the Central Administrative Court ordered AOT to make payment to the plaintiff in the dispute regarding the contract for management and transportation of logistics services in free zone area at Suvarnabhumi Airport. Furthermore, loss on derivatives decreased by Baht 593.69 million due to changes in fair value of derivatives and state property rental decreased by Baht 169.40 million. There were no significant changes in other categories of expenses compared to those of the prior year's corresponding period.

2. Analysis of financial position

The financial position as at March 31st, 2023 of AOT is as follows:

Unit: Million Baht

	31 Mar 2023	30 Sep 2022	Increase (decrease)	% Change
Total assets	185,664.98	183,812.92	1,852.06	1.01
Total liabilities	80,607.55	81,294.32	(686.77)	(0.84)
Total equity	105,057.43	102,518.60	2,538.83	2.48

Material changes in assets, liabilities and equity as at March 31st, 2023 compared to those as at September 30th, 2022 are as follows:

2.1 Analysis of assets

Total assets as at March 31st, 2023 of Baht 185,664.98 million increased by Baht 1,852.06 million or 1.01% from September 30th, 2022 as detailed below.

Unit: Million Baht

	31 Mar 2023	30 Sep 2022	Increase (decrease)	% change
Current assets	11,452.32	8,476.21	2,976.11	35.11
Non-current trade accounts receivable	625.11	619.26	5.85	0.94
Other non-current financial assets	1,188.10	1,227.51	(39.41)	(3.21)
Investments	74.65	74.70	(0.05)	(0.07)
Property, plant and equipment and investment properties	125,565.48	124,452.80	1,112.68	0.89
Right-of-use assets	29,639.68	31,269.37	(1,629.69)	(5.21)
Deferred tax assets	10,826.99	11,313.34	(486.35)	(4.30)
Other non-current assets	6,292.65	6,379.73	(87.08)	(1.36)
Total assets	185,664.98	183,812.92	1,852.06	1.01

Current assets of Baht 11,452.32 million increased by Baht 2,976.11 million or 35.11% due to an increase in trade accounts receivable of Baht 2,740.54 million, which was in line with an increase in revenues from sales or services. Moreover, cash and cash equivalents increased by Baht 466.97 million, while other current assets decreased by Baht 172.84 million. There were no significant changes in other categories of current assets (e.g., other receivables, inventories and supplies including other current financial assets) compared to those of the prior year.

Property, plant and equipment and investment properties totaling Baht 125,565.48 million increased by Baht 1,112.68 million or 0.89% mainly arising from the increase in assets under construction of Suvarnabhumi Airport.

Right-of-use assets of Baht 29,639.68 million decreased by Baht 1,629.69 million or 5.21% due to the gradual depreciation over the lease term.

Deferred tax assets of Baht 10,826.99 million decreased by Baht 486.35 million or 4.30% due to net profit incurred during the period.

Other non-current assets of Baht 6,292.65 million decreased by Baht 87.08 million or 1.36% due to a decrease in advance payment of Baht 177.21 million mainly arising from the Suvarnabhumi Airport's construction project. Moreover, intangible assets decreased by Baht 86.43 million due to the decrease in right to use computer software from the gradual amortization according to the useful lives, while receivables from the Revenue Department increased by Baht 165.37 million.

2.2 Analysis of liabilities

Total liabilities as at March 31st, 2023 of Baht 80,607.55 million decreased by Baht 686.77 million or 0.84% from those of September 30th, 2022 as detailed below.

	Unit: Million Baht			
	31 Mar 2023	30 Sep 2022	Increase (decrease)	% change
Current liabilities	19,169.90	14,495.05	4,674.85	32.25
Long-term loans – net of current portion	2,315.13	3,314.38	(999.25)	(30.15)
Lease liabilities - net of current portion	49,828.30	54,676.53	(4,848.23)	(8.87)
Employee benefit obligations	4,999.41	4,786.52	212.89	4.45
Non-current derivative liabilities	950.92	1,093.81	(142.89)	(13.06)
Other non-current liabilities	3,343.89	2,928.03	415.86	14.20
Total liabilities	80,607.55	81,294.32	(686.77)	(0.84)

Current liabilities of Baht 19,169.90 million increased by Baht 4,674.85 million or 32.25% due to an increase in current portion of lease liabilities of Baht 3,460.14 million. Moreover, short-term loans from financial institutions, which are used to support the operation, increased by Baht 1,832.73 million, other payables increased by Baht 1,006.08 million and other current liabilities increased by Baht 805.69 million. While work in processes payable decreased by Baht 2,116.20 million mainly arising from the payment for Suvarnabhumi Airport's construction project.

Long-term loans – net of current portion of Baht 2,315.13 million decreased by Baht 999.25 million or 30.15% due to repayment of borrowings.

Lease liabilities - net of current portion of Baht 49,828.30 million decreased by Baht 4,848.23 million or 8.87% due to gradual payment of the lease liabilities and reclassification a part of the lease liabilities.

Employee benefit obligations of Baht 4,999.41 million increased by Baht 212.89 million or 4.45% due to an increase based on actuarial estimates.

Non-current derivative liabilities of Baht 950.92 million decreased by Baht 142.89 million or 13.06% due to the measurement of the fair value of financial instruments.

Other non-current liabilities of Baht 3,343.89 million increased by Baht 415.86 million or 14.20% mainly arose from refundable and guarantee deposits over one year and retentions.

2.3 Analysis of equity

Total equity as at March 31st, 2023 of Baht 105,057.43 million increased by Baht 2,538.83 million or 2.48% from that of September 30th, 2022 as detailed below.

Unit: Million Baht

	31 Mar 2023	30 Sep 2022	Increase (decrease)	% change
Issued and fully paid-up share capital	14,285.70	14,285.70	-	-
Premium on share capital	12,567.67	12,567.67	-	-
Retained earnings	75,768.54	73,565.24	2,203.30	3.00
Other components of shareholders' equity	873.84	905.36	(31.52)	(3.48)
Non-controlling interests of the subsidiaries	1,561.68	1,194.63	367.05	30.72
Total shareholders' equity	105,057.43	102,518.60	2,538.83	2.48

Retained earnings of Baht 75,768.54 million increased by Baht 2,203.30 million or 3.00% due to a net profit incurred during the period.

3. Analysis of liquidity

As at March 31st, 2023, cash and cash equivalents of Baht 4,264.62 million increased by Baht 466.97 million from those of September 30th, 2022 as detailed below.

	Unit: Million Baht
	Oct'22 – Mar'23
Cash flows from operating activities	7,295.40
Cash flows used in investing activities	(5,423.12)
Cash flows used in financing activities	(1,405.31)
Net increase in cash and cash equivalents	466.97
Cash and cash equivalents at the beginning of the period	3,797.65
Cash and cash equivalents at the end of the period	4,264.62

Changes in cash and cash equivalents for the six-month period ended March 31st, 2023 can be described as follows:

Net cash from operating activities of Baht 7,295.40 million arose from operating results of the current period.

Net cash generated used in investing activities of Baht 5,423.12 million resulted from the payment for investment in property, plant and equipment of Baht 5,440.25 million.

Cash used in financing activities of Baht 1,405.31 million mainly resulted from the repayment of interest and long-term loans of Baht 1,690.79 million and Baht 1,079.39 million respectively. While net short-term loans was Baht 1,832.73 million.

4. Ratio analysis

	Oct'22 – Mar'23	Oct'21 – Mar'22
Profitability ratio		
Ratio of profit (loss) from operations to revenue from operations (%)	21.86	(136.63)
Return on equity (ROE) (%)	2.15	(6.95)
Return on total assets (ROA) (%)	1.19	(4.00)
	31 Mar 2023	30 Sep 2022
Financial structure and liability ratio		
Debt to equity ratio (Time)	0.77	0.79
Liquidity ratio (Time)	0.60	0.58

The profitability ratio increased compared to that of the corresponding period of the prior year due to the recovery of COVID-19 situation resulting in the air traffic volume of AOT has increased. While, in terms of financial structure, AOT was able to maintain its debt-to-equity ratio of less than one time, but the liquidity ratio is less than one time.

5. Factors affecting future operating results

In the early of FY 2023 to present, passengers travelling tends to grow due to many countries around the world, including Thailand, have policies to officially reopen the country. Moreover, the number of tourists traveling to Thailand increase consecutively. Airlines get back to operating their existing routes and also adding new routes. It is a positive impact on airlines and tourism industry to recover and improve business operations.

AOT as a state enterprise manages all six major airports of the country, which are the major infrastructure to support the air traffic volume and passengers from various regions both domestically and internationally. AOT continues to carry out the projects as planned in order to prepare for the increasing of air traffic volume in the future. The cabinet meeting on November 29th, 2022, approved the Don Mueang International Airport Development Project Phase III, the budget is Baht 36,829 million. The project will enhance the capacity of the airport and maintain level of service standard by accommodating approximately 4 million domestic passengers per year and 6 million international passengers per year. If the project is completed, it will enhance the capacity of the airport to accommodate from approximately 30 million passengers per year to 40 million passengers per year. Furthermore, aircraft stand will increase by 12, aerobridge will increase by 11, and roads in the airport will be developed. This project can generate income and give opportunities to expand business for AOT's future growth. It will be beneficial to AOT and investors for a long-term. In addition, it increases overall country income, such as tourism income, service income related to tourism, manufacturing goods income, increasing in employment, and increasing in household expenses, as well as increasing visitors facilitation.

AOT was selected to host for business forum “The Route Development Forum for Asia 2023” during February 14th, 2023 to February 16th, 2023 in Chiang Mai Province. It is an opportunity to represent the ability of Chiang Mai as well as Thailand with internationally, for the purpose of creating network of aviation routes and tourism, doing proactive marketing persuade airlines to add new routes or increase flights on existing routes at all six airports of AOT. Business negotiation with

target airports (City Pair) focusses on airports that have the potential to accommodate new airlines and able to increase the number of flights to promote the aviation market in the Asia-Pacific region, including generating and stimulating revenue for AOT after the COVID-19 situation has unraveled. In addition, the meeting represents the ability to serve passengers and airlines over the world. It also promotes the upper northern region's air transport industry and tourism industry of Thailand. The meeting helps in driving economy, generating employment and income, and also linking transportation systems comply with national strategy to build the country's competitiveness. This will be beneficial to overall country's economy and promote Thailand to be the economic center of ASEAN in the future.

In addition, AOT was received the honorary award "ASEAN's Top Corporate Brands 2022" from Chulalongkorn University as the organization with the highest corporate brand value in Thailand in the event ASEAN and Thailand's Top Corporate Brands 2022. Chulalongkorn Business School organized this event for announcement the highest corporate brand value for the year 2022 in all business industries in Thailand as well as listed company in stock exchange of ASEAN.

In this quarter, AOT make a Memorandum of Understanding (MOU) on the pre-shipment inspection of perishable products to the People's Republic of China (PRC) between Airports of Thailand TFA Operator Company Limited (AOTTO), C.C.I.C (Thailand) Company Limited, and CP Asset Wise Holding Company Limited at cargo building 4 free zone Suvarnabhumi Airport. AOTTO is a joint venture company, cooperated between AOT and TFA Consortium Company Limited, a customs broker who experts in perishable products shipment. It will enhance perishable products shipment standards for exporters. This MOU is a main progression of AOTTO's pilot project for preparing agricultural and perishable products established through a Perishable Premium Lane before operating the Pre-shipment Inspection Center project that meets the destination countries standards in the future as AOT's long-term plan. This plan will provide appropriate physical facilities to support pre-shipment inspection and aim to establish the Pre-shipment Inspection Center in free zone area at Suvarnabhumi Airport. The objective of the project is to pre-inspect the agricultural product quality before being exported and to be agricultural distribution center of ASEAN who export products to the destination countries in accordance with international standards enhancing inspector standards for Thai's exporter and agriculturist. Moreover, PRC is major export market of

agricultural in region. Meeting the destination countries standards can ensure products won't be rejected and deliver speedily. Agricultural product that meets quality and standard will support Thailand as an agricultural import-export center of region in the future.

Please be informed accordingly.

Yours sincerely,

(Chenwit Musikarat)

Senior Executive Vice President (Accounting and Finance)

Authorised Person

Accounting Department

Tel. 0 2535 5890

Fax. 0 2535 5899