

Significant Events

BEM was ranked in the “ESG100”

BEM was selected by Thaipat Institute to be included in the ESG100 list continually this year for outstanding performance in Environmental, Social and Governance practices in Transportation & Logistics sector among 888 listed companies.

BEM has extended the Journey Ticket promotions

BEM encourages the use MRT services and supports to the government’s policy in reducing people’s cost of living from the effects of inflation and an increase in fuel price globally by extending the selling period of the Journey Ticket (30 days) in the Chaloem Ratchamongkhon Line (MRT Blue Line) and the Chalong Ratchadham Line (MRT Purple Line) at the same price until 31 July 2024.

BEM Annual Dividend payment

On April 18, 2023, The Annual General Meeting of Shareholders 2023 has approved dividend payment for company’s performance of the year 2022 at a rate of Baht 0.12 per share for total amount of Baht 1,834 Million which the dividend has been paid on May 3, 2023.

BEM issued Bath 6,500 Million Sustainability Debentures

In April 2023, BEM issued the Sustainability Debentures for the total amount of Baht 6,500 Million which increased from the initial target at Baht 5,500 Million due to high demand from investors which over 1.6 times from the initial target amount. There are 4-series of Debentures with duration between 3 - 12 years and fixed interest rate between 2.79 - 4.07 percent per annum.

Significant summary in the Second Quarter of the year 2023

Revenue trend continues to increase attributed to an improvement of travelling after the unfolding of the COVID-19. The revenue of Expressway and Rail businesses increased from the traffic and ridership volumes. Especially, the farebox revenue has been increased from the opening of the MRT Yellow Line which interlinks and feeds passengers to the MRT Blue Line at Lat Phrao station. Since the MRT Yellow Line began the whole line trial run in mid June, an increase in ridership and farebox revenue should be visible in the 3rd quarter of the year 2023.

Net profit attributable to Equity holders of the Company

Net profit attributable to Equity holders of the Company in the 2nd quarter of the year 2023 was at Baht 901 Million, representing an increase from the same quarter of the previous year by Baht 267 Million or 42 percent, due to an increase in revenue following the economic recovery.

(Translation)

Service revenues

Service revenues was at Baht 3,907 Million, representing an increase from the same quarter of the previous year by Baht 645 Million or 20 percent.

Service revenues	=	Revenue from Expressway business	Revenue from Rail business	Revenue from Commercial development business
Baht 3,907 Million		Baht 2,131 Million	Baht 1,499 Million	Baht 277 Million
▲ 20% YoY		▲ 10% YoY	▲ 35% YoY	▲ 34% YoY

Cost of services

Cost of services was at Baht 2,333 Million, representing an increase from the same quarter of the previous year by Baht 282 Million or 14 percent. Selling and administrative expenses was at Baht 321 Million, representing an increase from the same quarter of the previous year by Baht 15 Million or 5 percent which related to an increase in revenues.

Finance cost

Finance cost was at Baht 567 Million, representing an increase from the same quarter of the previous year by Baht 42 Million or 8 percent, mainly from the interest of the new debentures and an increase of floating interest rate loans in accordance with an increase in the market interest rate. Currently, the Company has proportion of fixed interest loans at 82 percent and floating interest loans at 18 percent.

For the six-month period of the year 2023, the Company had the net profit attributable to equity holders of the Company in the amount of Baht 1,650 Million, representing an increase from the six-month period of the year 2022 by Baht 680 Million or 70 percent. This was due to the continuous rise in traffic and ridership volumes, resulting in an increase in revenue. Cost of service, includes Selling and administrative expenses, amounted to Baht 5,297 Million, representing an increase from the same period of the previous year by Baht 768 Million or 17 percent. Finance cost amounted to Baht 1,102 Million, representing an increase from the same period of the previous year by Baht 65 Million or 6 percent.

(Translation)

Bangkok Expressway and Metro Public Company Limited
Management Discussion and Analysis for the 2nd Quarter of the Year 2023



Overview of Operational Results

(Unit: Million Baht)

Description	2 nd Quarter		Change %	For the 6 months		Change %
	2023	2022		2023	2022	
Service revenues	3,907	3,262	20	8,006	6,356	26
Cost of services	(2,333)	(2,051)	14	(4,672)	(3,957)	18
Gross profit	1,574	1,211	30	3,334	2,399	39
Other income	352	338	4	361	356	1
<i>Interest income from the MRT Purple Line Project</i>	<i>39</i>	<i>45</i>	<i>-13</i>	<i>80</i>	<i>92</i>	<i>-13</i>
Profit before expenses	1,965	1,594	23	3,775	2,847	33
Selling and administrative expenses	(321)	(306)	5	(625)	(572)	9
Operating profit	1,644	1,288	28	3,150	2,275	38
Finance cost	(567)	(525)	8	(1,102)	(1,037)	6
<i>Interest expenses from the MRT Purple Line Project</i>	<i>(34)</i>	<i>(57)</i>	<i>-40</i>	<i>(69)</i>	<i>(113)</i>	<i>-39</i>
Profit before income tax expenses	1,043	706	48	1,979	1,125	76
Income tax expenses	(142)	(72)	97	(329)	(155)	112
Net profit attributable to Equity holders of the Company	901	634	42	1,650	970	70
Basic earnings per share (Baht)	0.06	0.04		0.11	0.06	

Segment Performance

(Unit: Million Baht)

Description	Expressway business			Rail business			Commercial development business		
	Q2'23	Q2'22	YoY	Q2'23	Q2'22	YoY	Q2'23	Q2'22	YoY
Service revenues	2,131	1,942	10%	1,499	1,113	35%	277	207	34%
Cost of services	(732)	(802)	-9%	(1,500)	(1,171)	28%	(101)	(78)	29%
Gross Profit	1,399	1,140	23%	(1)	(58)	98%	176	129	36%

1. Expressway business

The Expressway business revenue was at Baht 2,131 Million, representing an increase from the same quarter of the previous year by Baht 189 Million or 10 percent, due to an increase in the traffic volume of all expressway sectors. The average traffic volume for this quarter was at 1.10 Million trips per day, representing an increase from the same quarter of the previous year by 7 percent. Especially, the Si Rat-Outer Ring Road Expressway (the Prachin Rattaya Expressway) increased by 16 percent which higher than other expressway sectors while the Si Rat Expressway sector B and D which related to travelling demand, also increased by 13 percent and 11 percent, respectively.

Cost of Expressway business consists of toll costs and the amortization on rights to operate completed expressway sectors, amounted to Baht 732 Million, representing a decrease from the same quarter of the previous year by Baht 70 Million or 9 percent, mainly from over estimated one time expense charged in the same quarter of the previous year and the maintenance cost which is postponed to the 4th quarter of this year. However, the amortization on rights to operate completed expressway sectors increased by Baht 44 Million or 20 percent which related to the increase in revenue and traffic volumes.

2. Rail business

Rail business revenue was at Baht 1,499 Million, representing an increase from the same quarter of the previous year by Baht 386 Million or 35 percent. Farebox revenue from the MRT Blue Line project increased by Baht 302 Million or 52 percent due to the continuous increase in the number of passengers, resulting from the official reopening of the country and the recovery of the travel sector. The average ridership for this quarter was at 351,600 trips per day and the average working day ridership was at 413,900 trips per day, representing an increase from the 2nd quarter of the year 2022 by 52 percent and 50 percent, respectively. The revenue from O&M services of the Purple Line project increased by Baht 84 Million or 16 percent as stated in the agreement.

Cost of Rail business consists of farebox costs, O&M cost, and amortization of intangible asset under concession agreement. The cost was at Baht 1,500 Million, representing an increase from the same quarter of the previous year by Baht 329 Million or 28 percent, mainly from the maintenance operation that was postponed during the COVID-19 and was gradually resumed this year and the remuneration paid to the MRTA as stated in the agreement. Moreover, electricity expense increased according to Ft (Float time) being higher than the same quarter of the previous year.

3. Commercial Development business

Commercial Development business revenue was at Baht 277 Million, representing an increase from the same quarter of the previous year by Baht 70 Million or 34 percent, mainly from an increase in advertising and Metro Mall rental revenues. Cost of Commercial Development business was at Baht 101 Million representing an increase from the same quarter of the previous year by Baht 23 Million or 29 percent in accordance with the increase in revenue.

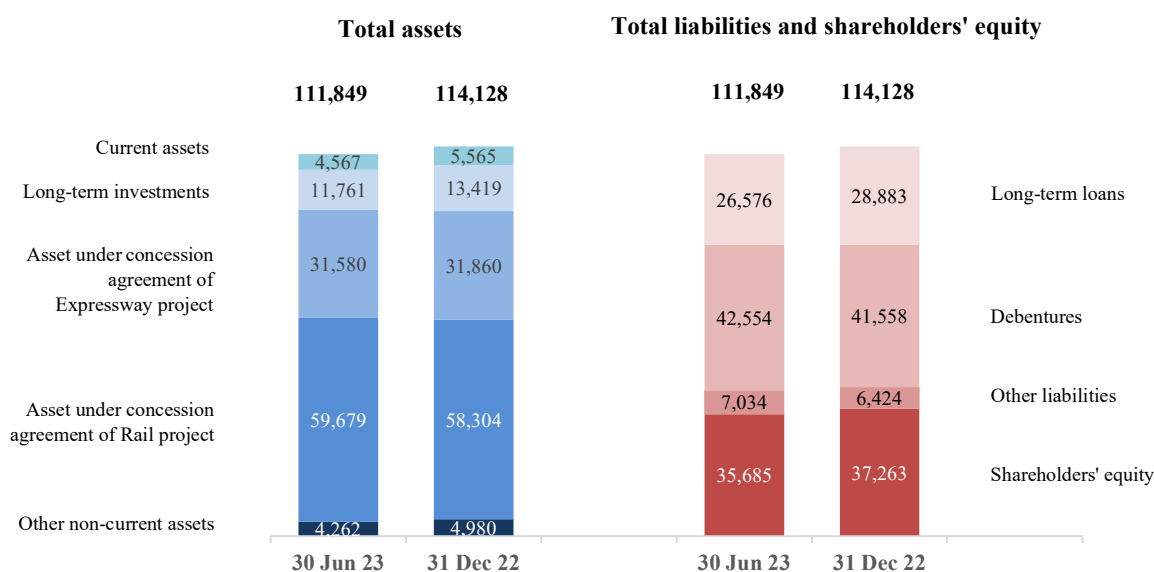
(Translation)

Bangkok Expressway and Metro Public Company Limited
Management Discussion and Analysis for the 2nd Quarter of the Year 2023



Financial Position

(Unit: Million Baht)



As at June 30, 2023, the Company and its subsidiaries had total assets amounted to Baht 111,849 Million, representing a decrease by Baht 2,279 Million or 2 percent compared to the total assets at the end of December 31, 2022, mainly from fair value adjustment of financial assets (equity instruments) in The Stock Exchange of Thailand. Asset under concession agreement of the MRT Blue Line increased substantially from prepaid project remuneration in accordance with the concession agreement. Total liabilities amounted to Baht 76,164 Million, representing a decrease by Baht 701 Million or 1 percent, mainly from repayment of long-term loans. Total shareholders' equity amounted to Baht 35,685 Million, representing a decrease by Baht 1,578 Million or 4 percent, mainly from dividend payment amounted to Baht 1,834 Million and fair value adjustment of financial assets to market price as accounting standard at Baht 1,394 Million while despite the net profit for six-month period at Baht 1,650 Million.

Cash Flows

(Unit: Million Baht)

Description	For the 6 months	
	2023	2022
Net cash flows operating activities	3,209	2,294
Net cash flows investing activities	(153)	374
Net cash flows financing activities	(3,771)	(2,544)
Net increase (decrease) in cash and cash equivalents	(715)	124

(Translation)

For the six-month period of the year 2023, net cash inflows from operating activities were at Baht 3,209 Million, representing an increase from the same quarter of the previous year, due to an increase in net profit.

Net cash outflows from investing activities were at Baht 153 Million from cash payments for the Expressway improvement and the M&E equipment of the MRT project in the amount of Baht 681 Million. Net purchase of fixed assets in the amount of 29 Million, while dividends received and interest income in the amount of Baht 342 Million. In addition, cash received from investment withdrawal in the amount of Baht 215 Million.

Net cash outflows from financing activities were at Baht 3,771 Million from net loan and lease liabilities repayment in the amount of Baht 1,825 Million, dividend payment was at Baht 1,834 Million, interest payment and financial fees in the amount of Baht 1,112 Million, while cash received from issuing net Debentures was at Baht 1,000 Million.

Significant Financial Ratios

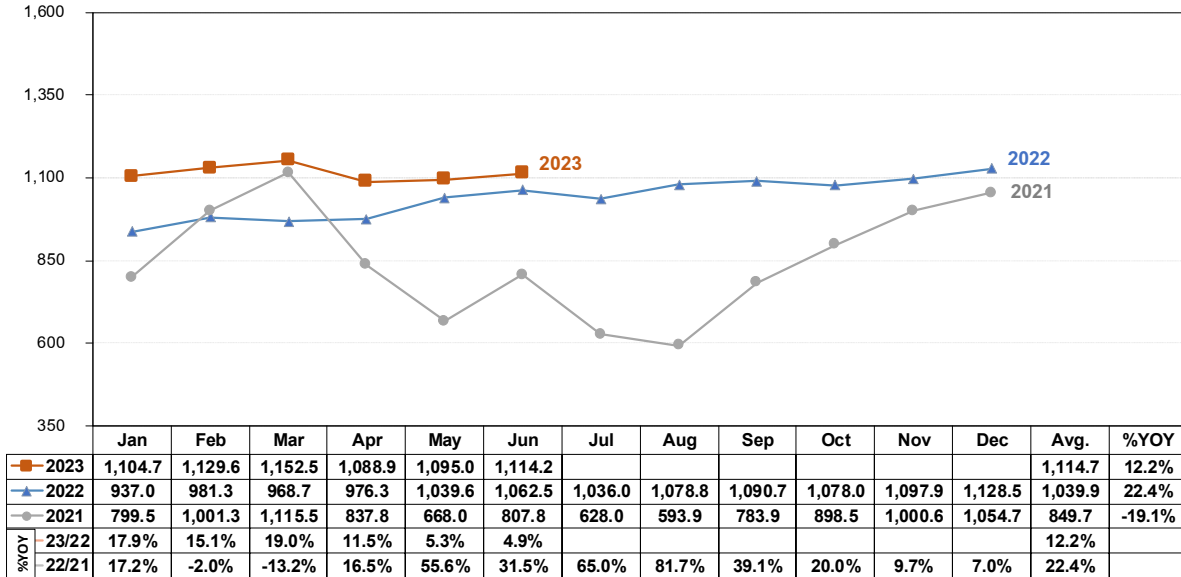
Description	Unit	2 nd Quarter	
		2023	2022
Net Profit Margin ratio (NPM)	%	21.15	17.61
Return on Equity ratio (ROE)*	%	8.48	3.90
Return on Total Assets ratio (ROA)*	%	2.89	1.37
Debt to Equity ratio (D/E)	Time	2.00	1.89
Net Interest Bearing Debt to Equity ratio (Net IBD/E)	Time	1.76	1.66

*calculated from the Annualized net profit

Overall, the Company's key financial ratios are better than the same quarter of the previous year, resulting from an increase of revenues and net profit. The aforementioned ratios were almost the same as in the year 2019 (before the COVID-19 situation) and increased from the previous year as the ratios were calculated from Annualized net profit in the period of the 3rd and 4th quarter of the year 2022, which was severely affected by the COVID-19 pandemic. Net IBD/E ratio slightly increased but still lower than 2.5 times as stated in loan and debenture covenant.

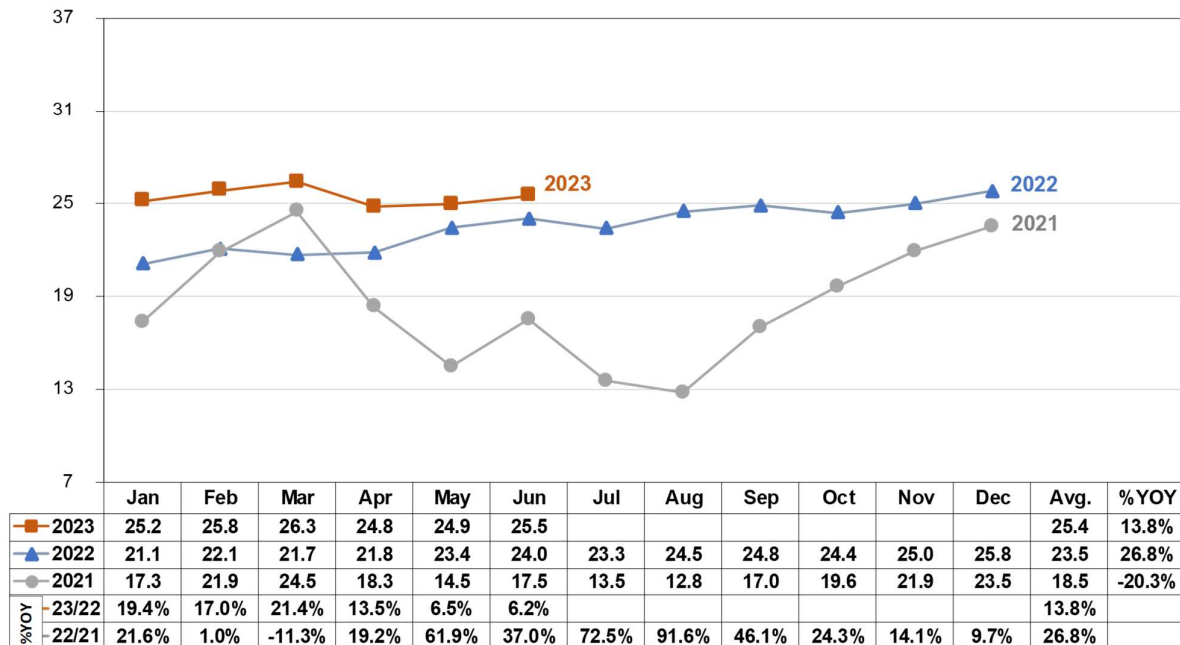
**Average Daily Traffic Volume for the Si Rat Expressway,
the Prachin Rattaya Expressway and the Udon Rattaya Expressway**

(Thousand Trips / Day)



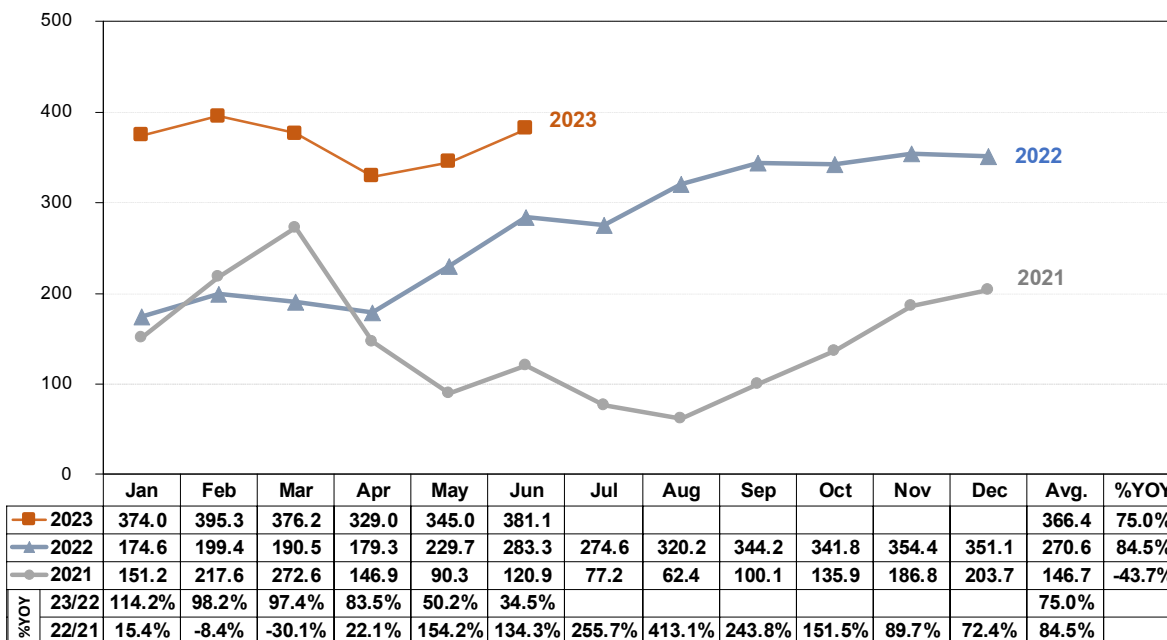
**Average Daily Toll Revenue for the Si Rat Expressway,
the Prachin Rattaya Expressway and the Udon Rattaya Expressway**

(Million Baht / Day)



Average Daily Ridership for ChaloeM Ratchamongkhon Line

(Thousand Trips / Day)



Average Daily Farebox Revenue for ChaloeM Ratchamongkhon Line

(Million Baht / Day)

