นครธน
NAKORNTHON
HOSPITAL

Management Discussion and Analysis 3Q2026



Investor Relations Contact

Nakornthon Hospital Public Company Limited

Mr. Simathong Thongsima

(Assistant Chief Executive Officer and Investor Relations)

Email: simathong_t@nakornthon.com Tel: +66-2450-9999 ext. 5115

Table of Contents

EXECUTIVE SUMMARY 1

KEY MILESTONES AND DEVELOPMENTS 3Q2026 2

Opening of the "Nakornthon Long Life Center" (NLLC) 2

Project Implementation Progress & Other Key Highlights 3

KEY OPERATING STATISTICS 3

FINANCIAL SUMMARY 3Q2026 4

Statement of Comprehensive Income 4

Statement of Financial Position 10

Cash Flow Statement 11

Key Financial Ratios 12

BUSINESS OUTLOOK 13

SUSTAINABILITY INITIATIVES 3Q2026 14

Environmental 14

Social 14

Executive Summary

In 2026, the Office of the National Economic and Social Development Council (NESDC) forecasts that the Thai economy will expand by 2.0%-2.5%[1], while the Bank of Thailand projects growth of 2.3%[2], down from 2.4% in the previous year. However, volatility arising from the conflict in the Middle East has affected patient behavior, leading to increased utilization of welfare benefits and a reduction in unnecessary inpatient stays. Patients were also influenced by concerns regarding the Co-payment policy and the cancellation of lump-sum health insurance policies by insurance companies. Nevertheless, Nakornthon Hospital Public Company Limited ("the Company") maintained a strategic focus on strengthening resilience and mitigating the impact of these external headwinds.

In the third quarter of 2026 ("3Q2026"), the Company officially commenced operations of the "Nakornthon Long Life Center" (NLLC), marking a significant step in expanding the medical ecosystem from hospital-based treatment to intermediate and long-term care and elderly care services. The Center serves patients recovering after surgery and the elderly through personalized care planning, supported by a fully integrated patient referral system with Nakornthon Hospital. This initiative lays the foundation for long-term growth and new business opportunities.

For the nine months of 2026 ("9M2026"), the Company recorded total revenue of THB 1,554.0 million, an increase of 2% year-on-year ("YoY"), driven by a 3% growth in revenue from hospital operations to THB 1,534.6 million. Outpatient (OPD) revenue amounted to THB 977.9 million, representing a 3% growth driven by successful marketing campaigns, the expansion of the customer base at Nakornthon 2 Hospital, and seasonal respiratory illnesses in the third quarter. Meanwhile, Inpatient (IPD) revenue amounted to THB 556.7 million, representing a 3% growth supported by a higher proportion of complex treatments and surgeries, as well as revenue recognition from Nakornthon 2 Hospital. These factors offset the decline in IPD volume caused by economic conditions and stricter controls by insurance companies as total inpatient admissions and total inpatient days decreased by 7% and 5%, respectively. As a result, average revenue per unit continued to grow, with average OPD revenue per visit increasing by 1% to THB 3,135.0 and average IPD revenue per day increasing by 8% to THB 22,711.1. The bed occupancy rate declined to 33.8% following an increase in total available beds to 297 to support future growth.

Total expenses amounted to THB 1,440.6 million, an increase of 11% year-on-year, primarily driven by the commencement of operations of new medical facilities and projects, which resulted in a 10% increase in hospital costs to THB 1,157.4 million, stemming from medical personnel costs and depreciation of new buildings, utility systems, and medical equipment. Additionally, administrative expenses rose by 15% to THB

[1] Economic Projections 2026, Office of the National Economic and Social Development Council, 17 August 2026.

[2] Summary of Economic and Inflation Projections, 24 June 2026

244.1 million due to the opening of Nakornthon 2 Hospital and the Nakornthon Long Life Center, while selling and distribution expenses increased by 8% to THB 39.1 million driven by accelerated proactive marketing activities and brand awareness campaigns. The recognition of initial-stage costs and expenses from the new projects resulted in Earnings Before Interest and Taxes (EBIT) of THB 113.4 million and a net profit of THB 55.4 million.

Regarding key financial ratios, despite significant volatility in the Thai economy during 3Q2026 driven by economic slowdown, the Company maintained a prudent and efficient operational approach. This resilience is reflected in its P/E and P/BV ratios, which remain below the healthcare sector averages at 17.02x and 1.02x (compared to the industry averages of 17.78x and 2.51x, respectively[3]). Furthermore, the Company remains committed to a consistent dividend policy, aligned with its financial performance and a foundation of strong, transparent corporate governance. The Company remains confident in its ability to capitalize on long-term growth opportunities and achieve sustainable expansion as the economy and market conditions normalize.

Key Milestones and Developments 3Q2026

Opening of the “Nakornthon Long Life Center” (NLLC) to further advance elderly care and holistic health rehabilitation.

Nakornthon Hospital Group officially commenced operations of the “Nakornthon Long Life Center” (NLLC), marking a significant milestone in expanding its medical and healthcare service network from traditional hospital-based acute care to intermediate and long-term care and elderly services.

This initiative aims to cater to post-operative recovering patients, individuals requiring physical rehabilitation, and the elderly through personalized care planning, seamlessly integrated with patient care and referral systems connected to Nakornthon Hospital should further medical treatment be required. The launch represents a crucial step in building a comprehensive healthcare ecosystem across all age groups while reinforcing long-term business growth opportunities.





[3] SETSMART, data as of 22 October 2026

Project Implementation Progress & Other Key Highlights

Significant Events / Developments	Details
 *As of 6 October 2026*	**The 11th Floor Radiology Zone Improvement Project at the Health Center** The Company has completed the renovation of the 11th-floor radiology zone by investing in state-of-the-art equipment. The General X-ray, Ultrasound, Bone Densitometry (Bone density X-ray), and Mammogram machines have been fully installed and are operational, commenced operations on 6 October 2026.
 *As of 20 October 2026*	**The 12th Floor VIP Ward Improvement Project** The renovation of the 12th-floor VIP Ward, Zone B (comprising 11 rooms), is currently undergoing decorative wall adjustments and final detail finishing work. The entire renovation is expected to be fully completed by December 2026.

Key Operating Statistics

Nakornthon Hospital Public Company Limited	For the nine-month period ended 30 September		Change
	2026	2025	
Number of outpatient visits (times)	311,943	304,650	2%
Number of inpatient admissions (times)	10,398	11,177	-7%
Number of available beds	297	150	98%
Bed occupancy rate (%)	33.8%	63.1%	-29.3 ppts
Number of inpatient days (per year/per period)	24,510	25,851	-5%
Average revenue per outpatient visit (THB per visit)	3,135.0	3,119.3	1%
Average revenue per inpatient day (THB per inpatient day)	22,711.1	20,975.8	8%

Note: Operational statistics exclude those of the Nakornthon Long Life Center.

Summary of Changes in Key Operating Statistics

For the operational statistics in 9M2026, the Company recorded **number of outpatient visits** of 311,943, representing a 2% increase year-on-year, primarily supported by the opening of Nakornthon 2 Hospital, which expanded the customer base. Meanwhile, **number of inpatient admissions** stood at 10,398, a decrease of 7%, with **number of inpatient days** reaching 24,510 days, down 5%. The main pressuring factors stemmed from

stricter IPD approval policies enforced by insurance companies, combined with economic conditions that led patients to shift toward utilizing welfare benefits and reduce non-essential overnight stays.

Regarding patient capacity, the hospital increased its **available beds** to 297, representing a 98% increase from 150 beds in the same period of the previous year. This expansion was a result of the commencement of operations at Nakornthon 2 Hospital with 102 beds in the first phase, alongside the approval to expand Nakornthon Hospital's licensed beds by an additional 45 beds, raising its capacity from 150 to 195 beds to accommodate future growth. Combined with the decrease in inpatient volume, the **bed occupancy rate** for the period adjusted down to 33.8%, a decrease of 29.3 percentage points from 63.1% in the same period of the previous year.

However, average revenue per patient continued to exhibit steady growth, with **average revenue per outpatient visit** increasing by 1% to THB 3,135.0, and **average revenue per inpatient day** rising by 8% to THB 22,711.1. This reflects the Company's capability in treating complex medical conditions and its strategic effort to increase the proportion of high-value-added healthcare services.

Financial Summary 3Q2026

The financial performance of Nakornthon Hospital Public Company Limited for the three-month period and the nine-month period ended 30 September 2026 and 2025 is as follows:

Statement of Comprehensive Income

Nakornthon Hospital Public Company Limited Unit: THB million	Consolidated for the three-month period ended 30 September		Change	Consolidated for the nine-month period ended 30 September		Change
	2026	2025		2026	2025	
Total revenue	**560.9**	**525.5**	**7%**	**1,554.0**	**1,517.7**	**2%**
Revenue from hospital operations	555.0	517.6	7%	1,534.6	1,492.5	3%
Revenue from outpatients (OPD)	*347.4*	*327.9*	*6%*	*977.9*	*950.2*	*3%*
Revenue from inpatients (IPD)	*207.6*	*189.7*	*9%*	*556.7*	*542.3*	*3%*
Other income	5.9	7.9	-25%	19.4	25.2	-23%
Total expenses	**498.4**	**442.1**	**13%**	**1,440.6**	**1,302.9**	**11%**
Cost of hospital operations	404.5	360.1	12%	1,157.4	1,054.5	10%
Selling and service expenses	12.0	10.6	13%	39.1	36.2	8%
Administrative expenses	81.9	71.4	15%	244.1	212.2	15%
Earnings before interest and taxes (EBIT)	**62.5**	**83.4**	**-25%**	**113.4**	**214.8**	**-47%**
Profit for the period	**36.2**	**62.4**	**-42%**	**55.4**	**160.6**	**-66%**

Summary of Nakornthon Hospital Public Company Limited's financial performance for the three-month periods ended 30 September 2026 and 2025:

Revenue

In 3Q2026, the Company reported **total revenue** of THB 560.9 million, an increase of 7% year-on-year ("YoY") and 12% quarter-on-quarter ("QoQ").

- **Revenue from hospital operations** reached THB 555.0 million, representing an increase of 7% YoY and 12% QoQ.
  - **Revenue from outpatients (OPD)** totaled THB 347.4 million, representing an increase of 6% YoY. This was primarily driven by the seasonal spread of respiratory tract infections occurring earlier than in the same period of 2025, which bolstered overall patient visits, alongside additional revenue recognition from the commencement of operations at Nakornthon 2 Hospital that supported outpatient revenue growth. On a QoQ basis, outpatient revenue increased by 8%, mainly supported by heavy rainfall during the quarter, which led to a rise in respiratory tract infection cases.
  - **Revenue from inpatients (IPD)** stood at THB 207.6 million, representing an increase of 9% YoY, attributable to sustained capabilities in treating complex medical conditions, an increased volume of surgical cases, and the initial revenue recognition from the launch of Nakornthon 2 Hospital, which helped bolster inpatient revenue growth in this quarter. On a QoQ basis, inpatient revenue rose by 20%, driven by the heightened outbreak of respiratory tract infections that led to a marked increase in inpatient admissions, coupled with a higher number of surgical cases, particularly in complex and high-acuity medical treatments that continued to grow steadily.
- **Other income** amounted to THB 5.9 million, representing a decrease of 25% YoY and 29% QoQ, primarily due to a decline in interest income.

Revenue Breakdown of Hospital Operations by Category

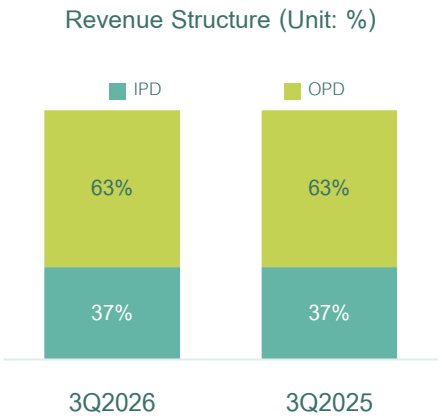

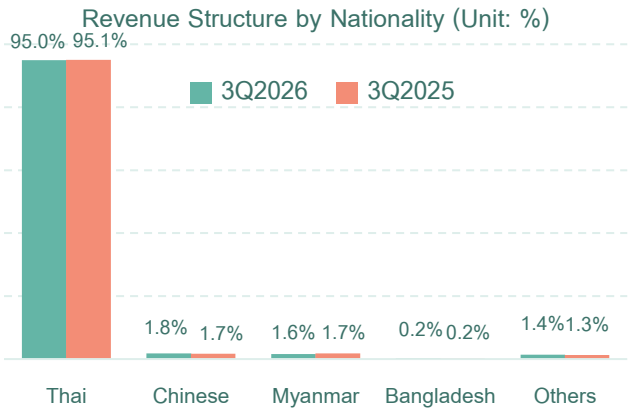

Costs and Expenses

In 3Q2026, the Company's **total expenses** amounted to THB 498.4 million, representing an increase of 13% year-on-year ("YoY") and 5% quarter-on-quarter ("QoQ").

- **Cost of hospital operations** amounted to THB 404.5 million, representing an increase of 12.0% YoY, driven by higher personnel costs to support the launch of Nakornthon 2 Hospital and the Nakornthon Long Life Center project, alongside increased depreciation expenses and medical supplies costs aligned with the higher volume of surgical cases. On a QoQ basis, hospital operations cost increased by 7.0%, mainly attributable to personnel recruitment and preparation for new projects, as well as higher depreciation of buildings, utility systems, and medical equipment.
- **Selling and service expenses** stood at THB 12.0 million, representing an increase of 13.0% YoY, driven by higher marketing budget allocation for promoting the Nakornthon Long Life Center project, as well as the engagement of external consultants for communication strategy and brand awareness creation. On a QoQ basis, selling and distribution expenses decreased by 24.0% due to a high base effect in 2Q2026, which included significant expenses from special events such as the 29th Anniversary Celebration of Nakornthon Hospital and the launch event for pediatric specialists.
- **Administrative expenses** totaled THB 81.9 million, representing a 15% increase YoY. This was mainly driven by the commencement of operations at Nakornthon 2 Hospital and the Nakornthon Long Life Center project, which led to the recognition of additional administrative and operational expenses, along with the initiation of depreciation charges for fixed assets associated with these new projects.

Cost Breakdown of Hospital Operations by Category

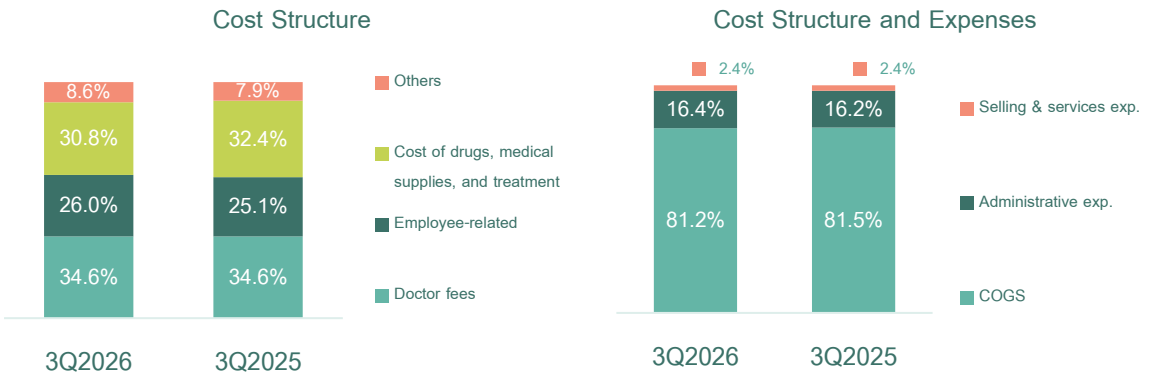

Net Profit

In 3Q2026, the Company recorded **earnings before interest and taxes (EBIT)** of THB 62.5 million, representing an EBIT margin of 11%, down from 16% in the same period of the previous year due to higher expenses, but up from 5% in the previous quarter. Meanwhile, **net profit** amounted to THB 36.2 million, representing a net profit margin of 6%, a decrease from 12% in the same period of the previous year, but an increase from 2% in the previous quarter.

Summary of Nakornthon Hospital Public Company Limited's financial performance for the nine-month periods ended 30 September 2026 and 2025:

Revenue

In 9M2026, the Company reported **total revenue** of THB 1,554.0 million, an increase of 2% year-on-year ("YoY").

- **Revenue from hospital operations** reached THB 1,534.6 million, representing an increase of 3% YoY.
    - **Revenue from outpatients (OPD)** totaled THB 977.9 million, representing an increase of 3% YoY. This growth was primarily driven by successful marketing campaigns that stimulated service utilization, alongside increased revenue recognition from Nakornthon 2 Hospital as brand awareness grew and its local customer base expanded continuously. In addition, the third quarter received a seasonal boost from a rise in respiratory tract infection cases, which contributed to higher outpatient volume and revenue.

- **Revenue from inpatients (IPD)** stood at THB 556.7 million, representing an increase of 3% YoY. This was primarily driven by the strategic focus on complex medical treatments and a higher volume of surgical cases, alongside the initial revenue recognition from the commencement of operations at Nakornthon 2 Hospital, which helped support inpatient revenue growth.

- **Other income** amounted to THB 19.4 million, representing a decrease of 23% YoY, primarily due to a decline in interest income.

Revenue Breakdown of Hospital Operations by Category

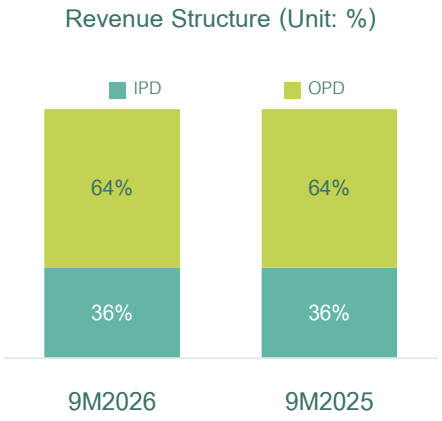

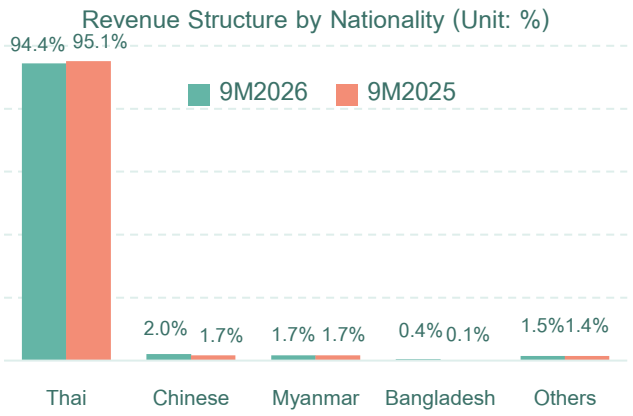

Costs and Expenses

In 9M2026, the Company's **total expenses** amounted to THB 1,440.6 million, an increase of 11% year-on-year ("YoY").

- **Cost of hospital operations** amounted to THB 1,157.4 million, representing an increase of 10% YoY. This was primarily attributable to higher personnel expenses, including medical fees, salaries, and staff wages, to prepare for service offerings ahead of the commencement of operations at Nakornthon 2 Hospital, combined with increased depreciation expenses recognized from hospital buildings, utility systems, and new medical equipment gradually brought into service.
- **Selling and service expenses** totaled THB 39.1 million, representing an increase of 8% YoY, driven by an increased marketing budget allocation to stimulate service utilization, along with continuous marketing activities and brand awareness events, such as the 29th Anniversary Celebration of Nakornthon Hospital and the launch event for pediatric specialists. Furthermore, external

marketing consultants were engaged to develop a communication and brand narrative strategy for the Nakornthon Long Life Center project in preparation for its commercial launch.

- **Administrative expenses** amounted to THB 244.1 million, representing a 15% increase YoY. This was primarily driven by the commencement of operations at Nakornthon 2 Hospital and the Nakornthon Long Life Center project, which led to the recognition of higher administrative and operational expenses, along with the initial recognition of depreciation for fixed assets associated with these new projects, thereby driving up total administrative expenses compared to 2025.

Cost Breakdown of Hospital Operations by Category

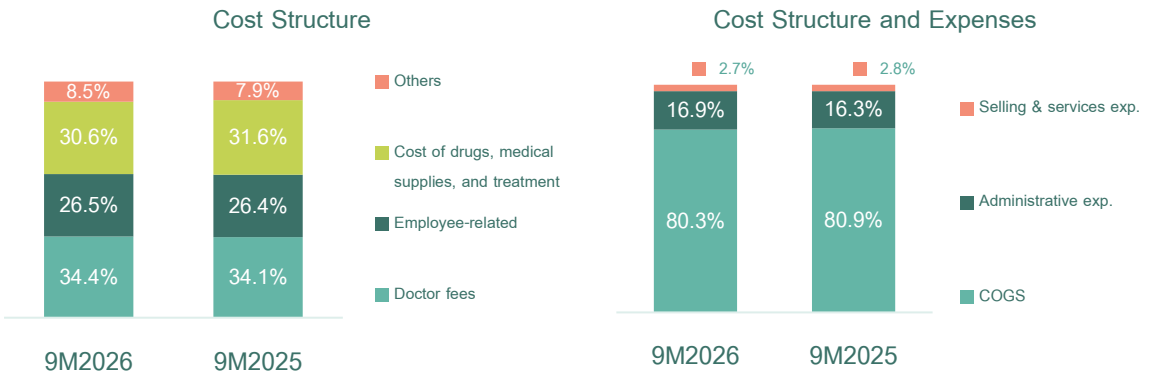

Net Profit

In 9M2026, the Company recorded **earnings before interest and taxes (EBIT)** of THB 113.4 million, representing an EBIT margin of 7%, down from 14% in the same period of the previous year due to higher expenses. Meanwhile, **net profit** amounted to THB 55.4 million, representing a net profit margin of 4%, a decrease from 11% in the same period of the previous year.

Statement of Financial Position

Nakornthon Hospital Public Company Limited Unit: THB million	Consolidated		Change
	As of 30 September 2026	As of 31 December 2025	
Total assets	**2,879.7**	**2,607.0**	**10%**
Total current assets	468.5	457.3	2%
Total non-current assets	2,411.2	2,149.7	12%
Total liabilities	**901.5**	**587.9**	**53%**
Total current liabilities	352.3	383.7	-8%
Total non-current liabilities	549.2	204.2	169%
Total shareholders' equity	**1,978.2**	**2,019.1**	**-2%**

Assets

As of 30 September 2026, the Company reported **total assets** of THB 2,879.7 million, representing an increase of 10% from the end of 2025.

- **Current assets** totaled THB 468.5 million, representing an increase of 2% from the end of 2025, primarily driven by an increase in cash and cash equivalents resulting from loan drawdowns from financial institutions.
- **Non-current assets** reached THB 2,411.2 million, representing a growth of 12% from the end of 2025. This was primarily driven by the transfer of construction-in-progress assets for the Nakornthon Long Life Center project following its completion and commencement of operations in late 3Q2026, as well as the construction of the Data Center room. In addition, the Company expanded its investments in advanced medical equipment for Nakornthon 2 Hospital, such as Mammogram, C-arm, Echo, and Ultrasound machines, alongside investments in specialized rehabilitation technology and equipment for the Nakornthon Long Life Center, including robotic arm trainers, wearable walking training robots, electromagnetic and radiofrequency muscle-sculpting machines, and pelvic floor muscle trainers.

Liabilities

As of 30 September 2026, the Company's **total liabilities** amounted to THB 901.5 million, representing a 53% increase from the end of 2025.

- **Current liabilities** totaled THB 352.3 million, representing an 8% decrease from the end of 2025. This was primarily driven by the repayment of financial liabilities arising from the acquisition of subsidiary shares from former shareholders, alongside the progressive settlement of construction payables for Nakornthon 2 Hospital and the Nakornthon Long Life Center project following their successful commencement of operations.
- **Non-current liabilities** amounted to THB 549.2 million, representing a 169% increase from the end of 2025, primarily driven by construction retention payables and borrowings from financial institutions.

Shareholders' equity

As of 30 September 2026, the Company's **shareholders' equity** amounted to THB 1,978.2 million, a 2% decrease from the end of 2025.

Cash Flow Statement

Nakornthon Hospital Public Company Limited Unit: THB million	Consolidated for the nine-month period ended 30 September	
	2026	2025
Net cash generated from (used in) operating activities	271.0	304.2
Net cash generated from (used in) investing activities	(464.9)	(579.1)
Net cash generated from (used in) financing activities	210.5	(246.9)
Net increase (decrease) in cash and cash equivalents	**16.6**	**(521.8)**
Cash and cash equivalents at the beginning of the period	299.1	1,094.9
Cash and cash equivalents at the end of the period	**315.7**	**573.1**

The Company generated **net cash from operating activities** of THB 271.0 million. **Net cash used in investing activities** amounted to THB 464.9 million, primarily attributable to investments in service efficiency improvements, including payments for the construction of the Nakornthon Long Life Center project and Nakornthon 2 Hospital, renovation of the VIP inpatient ward (Ward VIP) at Nakornthon Hospital and purchases of medical equipment. Meanwhile, **net cash generated from financing activities** reached THB 210.5 million, an

increase mainly resulting from proceeds from long-term borrowings from financial institutions, offset by annual dividend payments and the settlement of financial liabilities arising from the acquisition of subsidiary shares from former shareholders during the period. Consequently, **net cash and cash equivalents** increased by THB 16.6 million, bringing the ending balance to THB 315.7 million as of the end of the period.

Key Financial Ratios

Nakornthon Hospital Public Company Limited	For the nine-month period ended 30 September	
	2026	2025
Current ratio (Time)	1.3	1.8
Gross profit margin (%)	24.6	29.4
EBITDA margin (%)	16.3	20.7
Net profit margin (%)	3.6	10.6
Return on assets (%)	5.7	12.4
Return on equity (%)	4.5	14.3
Debt-to-equity ratio (Time)	0.5	0.3

Remarks:

(1) Current Ratio = Current Assets / Current Liabilities

(2) Gross Profit Margin = (Revenue from Hospital Operations - Cost of Hospital Operations) / Revenue from Hospital Operations

(3) EBITDA Margin = (Earnings before interest, taxes, depreciation and amortization) / Total Revenue

(4) Net Profit Margin = Net Profit / Total Revenue

(5) Return on Assets = Operating Profit / Average Total Assets

(6) Return on Equity = Net Profit / Average Total Shareholders' Equity

(7) Debt-to-Equity = Total Liabilities / Total Shareholders' Equity

Business Outlook

In the fourth quarter of 2026, Nakornthon 2 Hospital will focus on accelerating service capacity expansion and continuously growing its patient base, with plans to progressively open additional beds beyond the current capacity aligned with actual patient volume (demand-driven capacity expansion) and the readiness of medical personnel to optimize resource utilization. Nonetheless, the hospital industry in the second half of the year benefits from favorable tailwinds, driven by a projected recovery in demand for medical treatments after patients deferred care in the first half of the year due to economic conditions and the situation in the Middle East, coupled with seasonal upside from increased illness rates during the rainy season.

Regarding service development, the Company will focus on strengthening medical services in high-demand segments within the local area, including orthopedic care, geriatric care, and preventive health check-up services. This includes establishing seamless integration between diagnostic and comprehensive treatment services to enhance capabilities for continuous care of both general and chronic disease patients, thereby supporting an increase in revenue per case.

Regarding marketing strategy, the Company will focus on expanding its outreach to new customer segments across western Bangkok and neighboring provinces, targeting general patients, health insurance policyholders, and corporate clients. This will be driven by building strategic partner networks and offering accessible health check-ups and treatment packages, which serve as key channels to enhance service utilization at Nakornthon 2 Hospital. Additionally, localized marketing promotional activities and the expansion of digital communication channels will be implemented to heighten brand awareness and stimulate service engagement.

Regarding financial performance, the Company expects the hospital to progressively scale revenue in tandem with higher service utilization rates and the continuous phased opening of additional inpatient beds. Growth will be supported by improving bed occupancy rates, expanding services that cater to general patients, chronic disease care, complex treatments, and specialized medical services, as well as increasing the proportion of patients in high-purchasing-power segments. Concurrently, the Company will maintain a sharp focus on cost management and operational efficiency enhancements to support long-term sustainable growth.

Sustainability Initiatives 3Q2026

Environmental



11 July 2026

8 August 2026

and 12 September 2026

55th – 57th Mobile Orphan Waste Project

In 3Q2026, Nakornthon Hospital organized the 55th–57th editions of the “Mobile Orphan Waste Project” (Khaya Kamphra) initiative in collaboration with the Somboon Sai Green Facebook page, led by Ms. Sompen Thongsima, Investment, Social, Environmental, and Governance (ESG) Advisor, and Chairman of the Project, alongside the team from Nakornthon Long Life Center by Chersery Home and volunteers to promote sustainable waste management. The initiative jointly collected non-recyclable waste to be transformed into refuse-derived fuel to substitute coal in cement kilns, thereby reducing landfill volume and continuously fostering waste segregation habits to preserve the environment. To date in 2026, the cumulative waste collected through the Orphan Waste Mobile project reached a total of 122.4 tons.

Social



24 July 2026

Nakornthon Hospital, in collaboration with the National Blood Centre, Thai Red Cross Society, has continuously organized blood donation activities for over 13 years.

Nakornthon Hospital provided opportunities for its personnel and the general public in nearby areas to participate in blood donations. In 2026, a total of 465 individuals registered for the activity, collecting a cumulative total of 173,000 cc of donated blood to support blood reserves for patients in need.



27 August 2026

Nakornthon Hospital, in collaboration with Niranrat Hairdressing School, organized a free haircut service activity for the public in the communities surrounding the hospital.

The service catered to vendors, market operators, and officers from the Bang Khun Thian District Office, with professional hair stylists participating to help reduce living expenses and enhance the quality of life for community members. Nakornthon Hospital has continuously operated this initiative since 2011, spanning a period of 15 years. In 2026, more than 294 people received free haircut services, reflecting the Hospital’s ongoing commitment to corporate social responsibility and to building strong relationships with the surrounding communities.

Social



15 August 2026

Nakornthon Hospital organized the 3rd "SMART MOM Smart Life: Modern Mothers Caring for Children Smartly" event.

Nakornthon Hospital hosted the 3rd "SMART MOM: Smart Life" event to empower expectant parents with confidence in preparing for childbirth and newborn care. The event featured a lecture titled "Smart Preparation: Confident Childbirth Preparation" delivered by Dr. Aungsumalin Srilar, an obstetrician-gynecologist specializing in Maternal-Fetal Medicine. The event also included a newborn bathing workshop conducted by registered nurses, a DIY Scrapbook session for capturing family memories, and blood glucose screening services to monitor maternal health. The event was held in a warm, welcoming atmosphere and received strong engagement from participants.



24 August 2026

Nakornthon Hospital presented the 2026 Annual Educational Scholarships to 64 schools, aiming to sustainably promote educational opportunities for youth.

Nakornthon Hospital, led by Assoc. Prof. Yandhet Thongsima, President, alongside executive management, visited local communities to present the 2026 Academic Year Scholarships to students with strong academic records and good conduct who face financial hardship. The initiative covered 64 educational institutions across Bang Khun Thian, Bang Bon, Bang Khae, Chom Thong, Thung Khru, Rat Burana, Nong Khaem, Bang Pakok districts, and Samut Sakhon province, aiming to support equal educational opportunities and reinforce the Hospital's Corporate Social Responsibility (CSR) mission to empower youth development for sustainable growth.



26 September 2026

Nakornthon Hospital hosted the "Smart Kids Smart Mom 2026" event, aimed at promoting youth development and empowering pediatric potential.

Nakornthon Hospital, in collaboration with Thai Good Health Magazine, organized the "Smart Kids Smart Mom 2026" event alongside the "Smart Kids Award 2026" competition for children aged 3–7 years to encourage youth to express themselves creatively. The event featured a panel discussion on "Building Executive Function (EF) to Prepare Children for the Modern World" led by Dr. Natrinee Naksupphamit, a pediatrician specializing in Developmental and Behavioral Pediatrics. Additional activities included music therapy for child development, developmental assessment services, and preliminary health check-ups for attendees, held at the 1st Floor Activity Hall of Nakornthon Hospital on 26 September 2026.